


# Application Portal Screen shots

## A. New Account/Registration

### 1. Login page



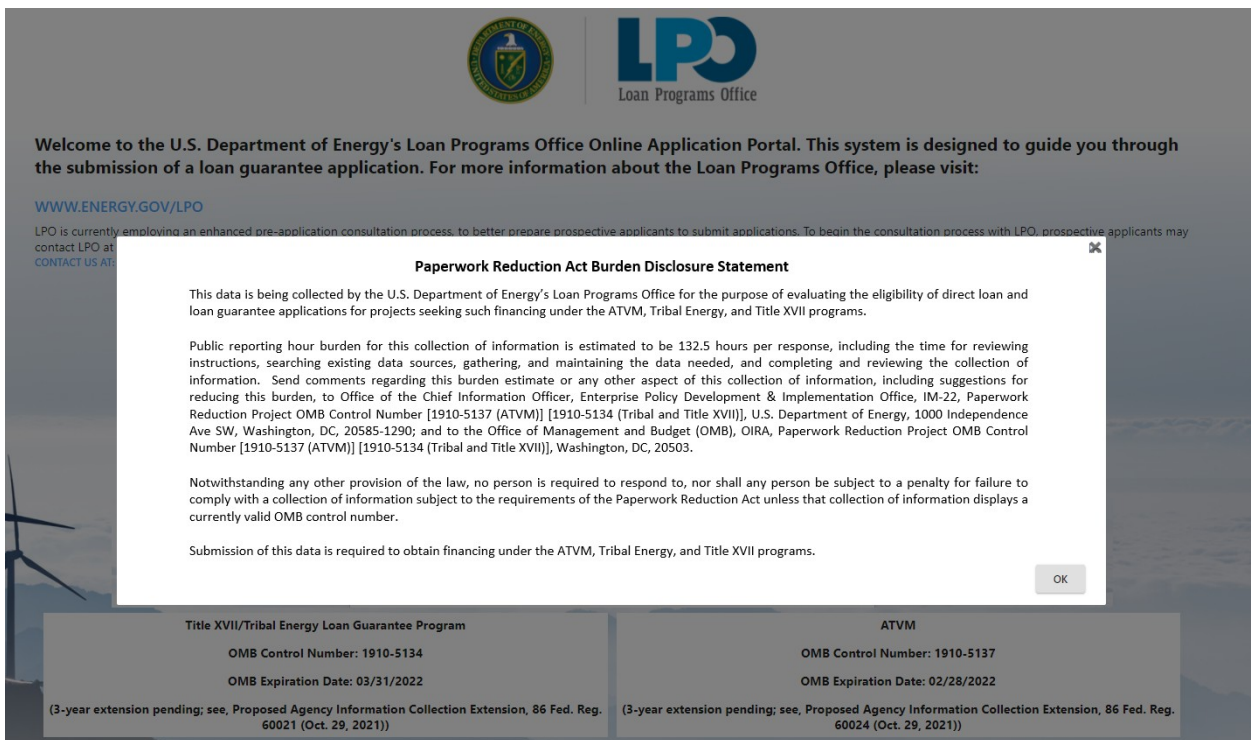
The screenshot shows the login page for the U.S. Department of Energy's Loan Programs Office (LPO) Online Application Portal. At the top, there are logos for the U.S. Department of Energy and the LPO. Below the logos is a welcome message: "Welcome to the U.S. Department of Energy's Loan Programs Office Online Application Portal. This system is designed to guide you through the submission of a loan guarantee application. For more information about the Loan Programs Office, please visit: [WWW.ENERGY.GOV/LPO](http://WWW.ENERGY.GOV/LPO)".

Below the welcome message is a login form titled "ATVM, Title XVII, and Tribal Energy Loan Programs". The form includes a "Username" field, a "Password" field, and a "LOGIN" button. There are also links for "NEW APPLICANT?" and "FORGOT PASSWORD?".

At the bottom of the page, there are two boxes providing OMB Control Numbers and Expiration Dates for the Title XVII/Tribal Energy Loan Guarantee Program and the ATVM program. Both programs have a 3-year extension pending.

Program	OMB Control Number	OMB Expiration Date
Title XVII/Tribal Energy Loan Guarantee Program	1910-5134	03/31/2022
ATVM	1910-5137	02/28/2022

### 2. Burden Disclosure Statement



The screenshot shows the Burden Disclosure Statement for the LPO Online Application Portal. At the top, there are logos for the U.S. Department of Energy and the LPO. Below the logos is a welcome message: "Welcome to the U.S. Department of Energy's Loan Programs Office Online Application Portal. This system is designed to guide you through the submission of a loan guarantee application. For more information about the Loan Programs Office, please visit: [WWW.ENERGY.GOV/LPO](http://WWW.ENERGY.GOV/LPO)".

Below the welcome message is a "Paperwork Reduction Act Burden Disclosure Statement" dialog box. The dialog box contains the following text:

This data is being collected by the U.S. Department of Energy's Loan Programs Office for the purpose of evaluating the eligibility of direct loan and loan guarantee applications for projects seeking such financing under the ATVM, Tribal Energy, and Title XVII programs.

Public reporting hour burden for this collection of information is estimated to be 132.5 hours per response, including the time for reviewing instructions, searching existing data sources, gathering, and maintaining the data needed, and completing and reviewing the collection of information. Send comments regarding this burden estimate or any other aspect of this collection of information, including suggestions for reducing this burden, to Office of the Chief Information Officer, Enterprise Policy Development & Implementation Office, IM-22, Paperwork Reduction Project OMB Control Number [1910-5137 (ATVM)] [1910-5134 (Tribal and Title XVII)], U.S. Department of Energy, 1000 Independence Ave SW, Washington, DC, 20585-1290; and to the Office of Management and Budget (OMB), OIRA, Paperwork Reduction Project OMB Control Number [1910-5137 (ATVM)] [1910-5134 (Tribal and Title XVII)], Washington, DC, 20503.

Notwithstanding any other provision of the law, no person is required to respond to, nor shall any person be subject to a penalty for failure to comply with a collection of information subject to the requirements of the Paperwork Reduction Act unless that collection of information displays a currently valid OMB control number.

Submission of this data is required to obtain financing under the ATVM, Tribal Energy, and Title XVII programs.

At the bottom of the dialog box is an "OK" button.

At the bottom of the page, there are two boxes providing OMB Control Numbers and Expiration Dates for the Title XVII/Tribal Energy Loan Guarantee Program and the ATVM program. Both programs have a 3-year extension pending.

Program	OMB Control Number	OMB Expiration Date
Title XVII/Tribal Energy Loan Guarantee Program	1910-5134	03/31/2022
ATVM	1910-5137	02/28/2022

### 3. Create User Account

The screenshot shows the 'Create User Account' form within the LPO portal. At the top, there are logos for the U.S. Department of Energy and the Loan Programs Office (LPO). Below the logos, a welcome message states: 'Welcome to the U.S. Department of Energy's Loan Programs Office Online Application Portal. This system is designed to guide you through the submission of a loan guarantee application. For more information about the Loan Programs Office, please visit: WWW.ENERGY.GOV/LPO'. A smaller text block below mentions an enhanced pre-application consultation process. The form itself has the following fields: 'Username' and 'Password' (with a strength indicator), 'Email' and 'Confirm Password', and 'Mobile Phone'. There are 'CANCEL' and 'CREATE ACCOUNT' buttons at the bottom right. At the bottom of the page, there is a 'BURDEN DISCLOSURE STATEMENT' with 'OMB Control Number: 1910-5134' and 'OMB Expiration Date: 03/31/2022'.

### 4. New Application Registration

The screenshot shows the 'New Application Registration' form. It is divided into two main sections. The first section, 'New Application Registration', includes fields for: 'Solicitation' (with a dropdown menu showing 'Advanced Fossil Energy'), 'Applicant Entity Name', 'Address Line 1', 'Address Line 2', 'City', 'State' (with a dropdown menu), 'Postal Code', 'Website Address', 'DUNS', and 'NAICS Code'. The second section, 'Primary Contact Information', includes fields for: 'First Name', 'Last Name', 'Title/Position', 'Email' (with the value 'michael.rodriguez@hq.doe.gov'), 'Office Phone', 'Extension', and 'Mobile Phone' (with the value '(703)409-1598'). There are 'CANCEL' and 'REGISTER' buttons at the bottom right. The background of the page shows a wind turbine and a mountain range.

# Part I Application

## 1. Part I – Project Information

The screenshot shows the 'Project Information' form within the 'Advanced Fossil Energy Loan Application - Part I Draft' interface. The left sidebar contains a navigation menu with the following items: PROJECT INFORMATION (selected), PROJECT LOCATION, PROJECT SPONSOR(S), APPLICANT INFORMATION, PRELIMINARY QUESTIONS, SUMMARY OF REQUEST, DOCUMENT UPLOAD, and REVIEW AND SUBMIT. The main content area features a header with the Energy.gov logo and the text 'Advanced Fossil Energy Loan Application - Part I Draft'. A blue 'LOGOUT' button is in the top right. A reminder message reads: 'Please remember to click **Save and Proceed** after any data is entered.' The form fields include: 'Project Name' (text input), 'Technology Category' (checkboxes for 'Advanced Resource Development', 'Carbon Capture', 'Efficiency Improvement', and 'Low-Carbon Power Systems', with a 'SELECT ALL' option), and 'Production and/or Generation Capacity' (text input) and 'Unit of Measure' (dropdown menu). A blue 'SAVE AND PROCEED' button is located at the bottom right.

## 2. Part I – Project Location

The screenshot shows the 'Enter Project Location' form within the 'Advanced Fossil Energy Loan Application - Part I Draft' interface. The left sidebar is identical to the previous screenshot. The main content area features the same header and reminder message. The form fields include: 'Address Line 1' and 'Address Line 2' (text inputs), 'City' and 'State' (text inputs), and 'Postal Code' (text input). There are 'CLEAR' and 'SAVE' buttons at the bottom right of the form. Below the form is a section titled 'Project Location(s)' which currently displays 'No items to display'. A blue 'SAVE AND PROCEED' button is located at the bottom right of the page.

### 3. Part I – Project Sponsor

**ENERGY.GOV**  
LOAN PROGRAMS OFFICE

Advanced Fossil Energy Loan Application - Part I Draft

Part I

- PROJECT INFORMATION
- PROJECT LOCATION
- PROJECT SPONSOR(S)
- APPLICANT INFORMATION
- PRELIMINARY QUESTIONS
- SUMMARY OF REQUEST
- DOCUMENT UPLOAD
- REVIEW AND SUBMIT

Please remember to click **Save and Proceed** after any data is entered.

**Enter Project Sponsor**

Entry Name | Country: United States | State: [dropdown]

First Name | Address Line 1 | Zip/Postal Code

Last Name | Address Line 2 | Phone

Title/Position | City

Lead:  Yes  No | Website Address

Email

CLEAR SAVE

Project Sponsor(s)

No items to display

SAVE AND PROCEED

### 4. Part I – Applicant Information

**ENERGY.GOV**  
LOAN PROGRAMS OFFICE

Advanced Fossil Energy Loan Application - Part I Draft

Part I

- PROJECT INFORMATION
- PROJECT LOCATION
- PROJECT SPONSOR(S)
- APPLICANT INFORMATION
- PRELIMINARY QUESTIONS
- SUMMARY OF REQUEST
- DOCUMENT UPLOAD
- REVIEW AND SUBMIT

Please remember to click **Save and Proceed** after any data is entered.

**Applicant Information**

Applicant Entity Name | NAICS Code

DUHS | Website Address

Address Line 1: 1200 Energy Lane | Address Line 2

City | State: [dropdown]

Postal Code

**Primary Contact Information**

First Name | Last Name


Title/Position | Email

Office Phone | Extension

Mobile Phone

SAVE AND PROCEED

## 5. Part I – Preliminary Questions



Advanced Fossil Energy Loan Application - Part I Draft

[LOGOUT](#)

Part I

- [PROJECT INFORMATION](#)
- [PROJECT LOCATION](#)
- [PROJECT SPONSORS](#)
- [APPLICANT INFORMATION](#)
- PRELIMINARY QUESTIONS**
- [SUMMARY OF REQUEST](#)
- [DOCUMENT UPLOAD](#)
- [REVIEW AND SUBMIT](#)

*Please remember to click **Save and Proceed** after any data is entered.*

### Preliminary Questions

Answer the following questions. If the answer to any of these questions is "No" include a detailed explanation of the circumstances that cause the answer to be "No" in the space provided.

- Do you confirm you have read and understand the Loan Guarantee Solicitation Announcement from the U.S. Department of Energy Loan Programs Office regarding Federal Loan Guarantees for Advanced Fossil Energy Projects ?
 

Yes
 No
- Is the Applicant legally authorized to enter into loan guarantee transactions and in good standing with the U.S. Department of Energy and/or any other Federal agency loan guarantee program?
 

Yes
 No
- Is the Applicant current on payment of all amounts owed to the Federal government?
 


Yes
 No
- Will the project be built and operated entirely within the United States or its territories?
 

Yes
 No
- Do you confirm that to the best of the Applicant's knowledge, after making diligent inquiry, that no project participant has been charged with or convicted of a misdemeanor or felony (other than routine traffic violations) or been involved in any securities litigation?
 

Yes
 No

[SAVE AND PROCEED](#)

## 6. Part I – Summary of Request



Advanced Fossil Energy Loan Application - Part I Draft

[LOGOUT](#)

Part I

- [PROJECT INFORMATION](#)
- [PROJECT LOCATION](#)
- [PROJECT SPONSORS](#)
- [APPLICANT INFORMATION](#)
- [PRELIMINARY QUESTIONS](#)
- SUMMARY OF REQUEST**
- [DOCUMENT UPLOAD](#)
- [REVIEW AND SUBMIT](#)

*Please remember to click **Save and Proceed** after any data is entered.*

### Summary of Request

Enter the following information regarding the Applicant's loan guarantee request: Requested Period of Guarantee (yrs), Total Project Costs, Proposed Guarantee Amount, Debt, and Equity. The sum of the amount entered for Debt and the amount entered for Equity should equal the amount entered for Total Project Costs. The amount entered for the Proposed Guarantee Amount should not be more than the amount entered for Debt. On the basis of the above entered amounts, calculations will be made to determine the following amounts: Debt to Equity Ratio, Proposed Guarantee Amount to Debt Percentage and Proposed Guarantee Amount to Total Project Cost Percentage.

Requested Period of Guarantee (years)	Total Project Costs	
Proposed Guarantee Amount	Debt	
Equity		

Debt to Equity Ratio 0%/0%	Proposed Guarantee Amount to Debt Percentage 0%	Proposed Guarantee Amount to Project Cost Percentage 0%
-------------------------------	--	--

[SAVE AND PROCEED](#)

## 7. Part I – Document Upload

The screenshot shows the 'Document Upload' section of the 'Advanced Fossil Energy Loan Application - Part I Draft' portal. The left sidebar contains a navigation menu with 'DOCUMENT UPLOAD' selected. The main content area is titled 'Upload Required Application Documents (Part I)' and includes a 'HELP' button and a 'LOGOUT' button. Below the title is a dropdown menu for selecting categories and sub-categories, followed by an 'UPLOAD FILES' button. A table titled 'Uploaded Documents' is present, with columns for File Type, Title, File Name, Category/Sub-Categories, File Size, Upload Date, and Delete. The table is currently empty. A 'SAVE AND PROCEED' button is located at the bottom right of the page.

## 8. Review and Submit

The screenshot shows the 'Review and Submit (Part I)' section of the 'Advanced Fossil Energy Loan Application - Part I Draft' portal. The left sidebar contains a navigation menu with 'REVIEW AND SUBMIT' selected. The main content area is titled 'Review and Submit (Part I)' and includes a 'LOGOUT' button. Below the title is a message: 'The 'Submit Application' button will only be enabled when the requirements for all sections in the application portal have been met.' There are three sections, each with a red 'X' icon indicating a requirement: 'Project Information' (with fields for Project Name and Production and/or Generation Capacity, and a Technology Category dropdown), 'Project Location(s)' (with a message: 'At least one project location is required for this section'), and 'Project Sponsor(s)' (with a message: 'At least one project sponsor is required for this section and one sponsor must be a lead'). Each section has an 'EDIT' button.

## B. Part II Application (applies to Title XVII/TELGP applications only)

### 1. Part II – Document Upload

The screenshot shows the 'Advanced Fossil Energy Loan Application - Part II Review' interface. On the left is a dark blue sidebar with the 'ENERGY.GOV LOAN PROGRAMS OFFICE' logo and a navigation menu. The menu is divided into 'Part I' and 'Part II'. Under 'Part I', the 'DOCUMENT UPLOAD' option is selected. Under 'Part II', the 'DOCUMENT UPLOAD' option is also selected. The main content area has a header 'Upload Required Application Documents (Part II)' with 'NEED HELP?' and 'LOGOUT' buttons. Below the header is a text box with the instruction 'Select the categories and sub-categories that apply to the document you are uploading.' and an 'UPLOAD FILES' button. Below that is a table titled 'Uploaded Documents' with columns for File Type, Title, File Name, Category/Sub-Categories, File Size, Upload Date, and Delete. The table is currently empty. At the bottom right of the main area is a 'SAVE AND PROCEED' button.

### 2. Part II – Review and Submit

The screenshot shows the 'Advanced Fossil Energy Loan Application - Part II Review' interface. The sidebar is the same as in the previous screenshot. The main content area has a header 'Advanced Fossil Energy Loan Application - Part II Review' with a 'LOGOUT' button. Below the header is a section titled 'Uploaded Documents' with a green checkmark. This section contains a list of items, each with a green checkmark and a PDF filename: 'A. Option to Restrict Disclosure and Use of Certain Data' (1. Option to Restrict Disclosure and Use of Certain Data (PDF)), 'B. Updates, Changes, and Additions to Part I Submission' (1. Updates, Changes, and Additions to Part I Submission (PDF)), 'C. Submission Index' (1. Submission Index (PDF)), 'D. Project Description' (1. Detailed Total Cost (PDF), 2. State and Local Support (PDF), 3. Proposed Project or Facility Location, 4. Effect on Anthropogenic Emissions), and 'E. Technical Information'. At the bottom right of the main area is a 'SUBMIT APPLICATION' button.