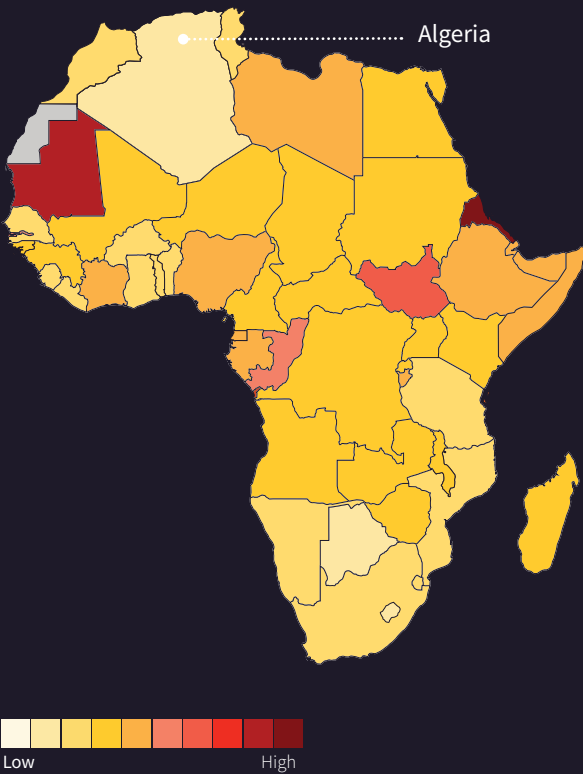


# Modern slavery in Algeria

## Global Slavery Index 2023 Country Snapshot



**Figure 1.**  
Estimated prevalence of modern slavery across Africa



### KEY STATS

**Population (2021)** 43,851,043

**GDP per capita, PPP (Current intl \$)** \$11,323

**1.9**

**PREVALENCE OF MODERN SLAVERY**  
per 1,000 people

**84,000**

**NUMBER OF PEOPLE LIVING IN MODERN SLAVERY**

**43/100**

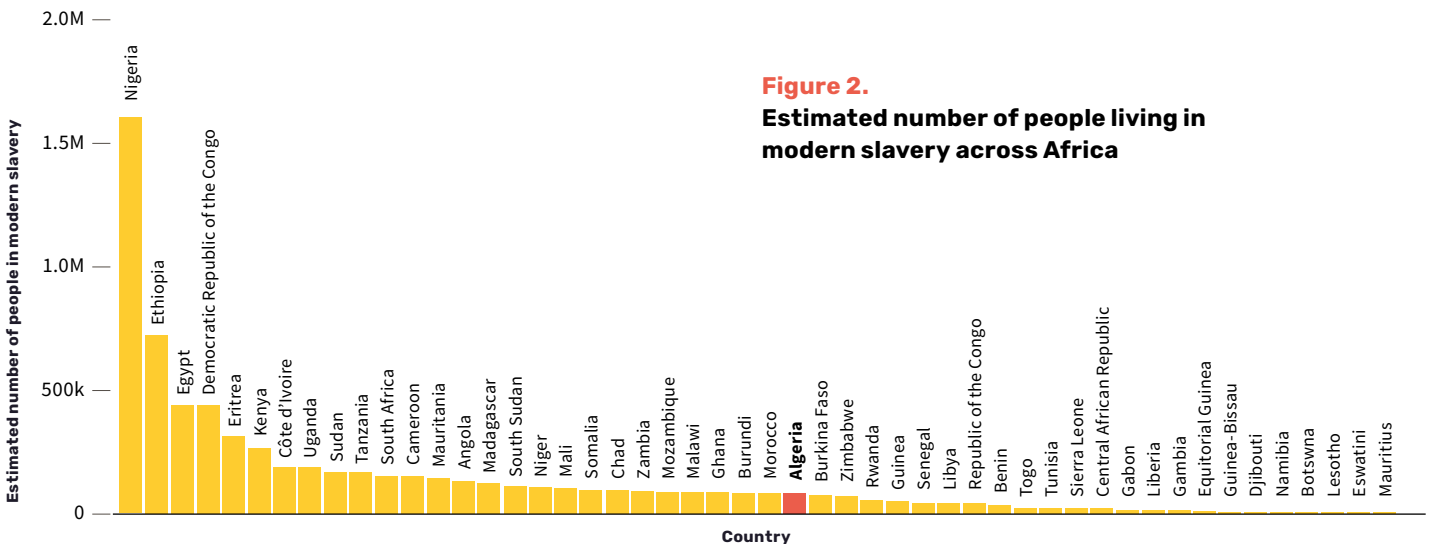
**VULNERABILITY TO MODERN SLAVERY**

**36/100**

**GOVERNMENT RESPONSE TO MODERN SLAVERY**

### The scale of modern slavery

According to the 2023 Global Slavery Index, an estimated 1.9 in every thousand people were in modern slavery in Algeria at any point in 2021. In other words, 84,000 people experienced forced labour or forced marriage in Algeria in 2021. In terms of prevalence of modern slavery, Algeria ranks 140th globally and 47th within Africa.



**Figure 2.**  
Estimated number of people living in modern slavery across Africa

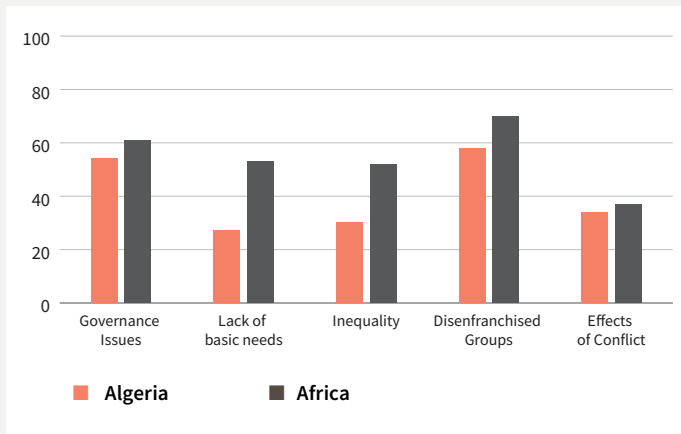
# Modern slavery in Algeria

Global Slavery Index 2023  
Country Snapshot

## Vulnerability to modern slavery

How vulnerable a country's people are to modern slavery is dependent on a range of factors which reflect the strength of governance, access to basic needs, inequality, disenfranchised groups, and effects of conflict. On a scale of 0 to 100, with 100 being the highest vulnerability to modern slavery, Algeria is rated as 43 and has below average vulnerability for the region. Vulnerability is highest in terms of disenfranchised groups.

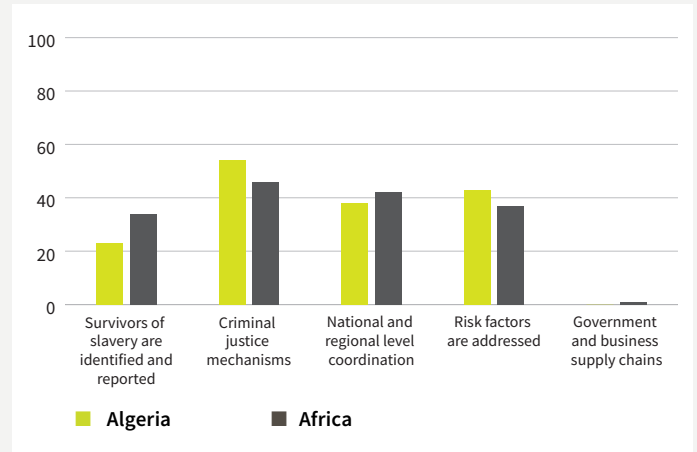
**Figure 3.**  
Vulnerability of Algeria to modern slavery by dimension, compared to the regional average



## Government response to modern slavery

The government of Algeria scored 36 out of 100 in their response to modern slavery. This places the government's response below the average regional response. Of the five areas of response assessed (milestones), the government has taken most action on effective criminal justice mechanisms and the least action on addressing risk in government and business supply chains.

**Figure 4.**  
Government of Algeria's responses to modern slavery by milestone, compared with the regional average



## Priority Recommendations for the government of Algeria:

- 1** Criminalise forced labour in line with international conventions.
- 2** Increase the legal age of marriage for males and females to 18 years without exceptions.
- 3** Ensure support services are available for all victims of modern slavery, regardless of gender, age, nationality, or sexuality.

**THE GLOBAL SLAVERY INDEX 2023**

**WALK FREE**

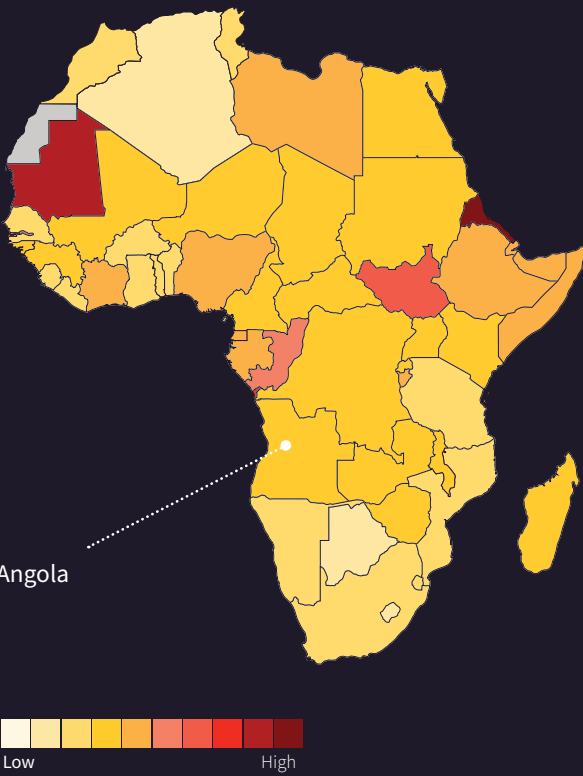
For more information on modern slavery, visit the Global Slavery Index 2023 website.

# Modern slavery in Angola

## Global Slavery Index 2023 Country Snapshot



**Figure 1.**  
Estimated prevalence of modern slavery across Africa



### KEY STATS

**Population (2021)** 32,866,268

**GDP per capita, PPP (Current intl \$)** \$6,478

**4.1**

**PREVALENCE OF MODERN SLAVERY**  
per 1,000 people

**136,000**

**NUMBER OF PEOPLE LIVING IN MODERN SLAVERY**

**61/100**

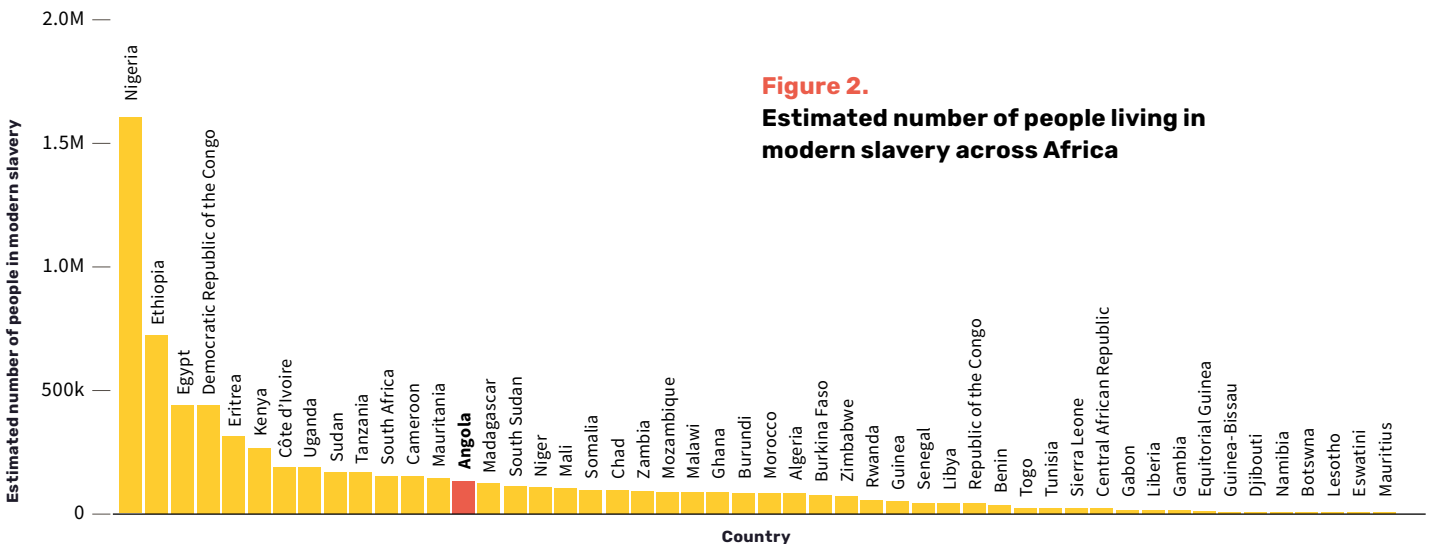
**VULNERABILITY TO MODERN SLAVERY**

**44/100**

**GOVERNMENT RESPONSE TO MODERN SLAVERY**

### The scale of modern slavery

According to the 2023 Global Slavery Index, an estimated 4.1 in every thousand people were in modern slavery in Angola at any point in 2021. In other words, 136,000 people experienced forced labour or forced marriage in Angola in 2021. In terms of prevalence of modern slavery, Angola ranks 106th globally and 30th within Africa.



**Figure 2.**  
Estimated number of people living in modern slavery across Africa

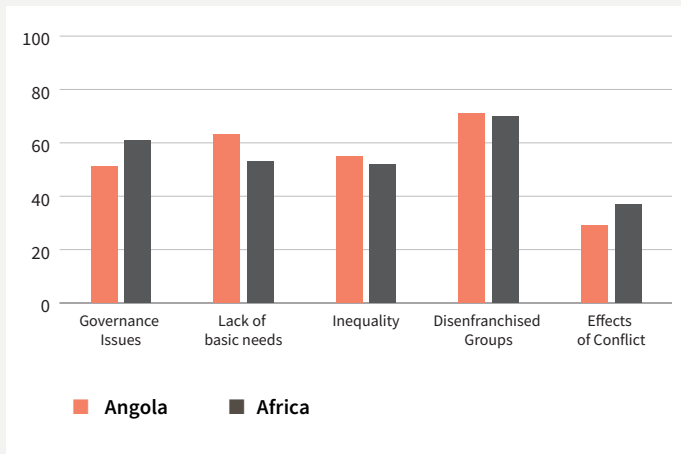
# Modern slavery in Angola

Global Slavery Index 2023  
Country Snapshot

## Vulnerability to modern slavery

How vulnerable a country's people are to modern slavery is dependent on a range of factors which reflect the strength of governance, access to basic needs, inequality, disenfranchised groups, and effects of conflict. On a scale of 0 to 100, with 100 being the highest vulnerability to modern slavery, Angola is rated as 61 and has below average vulnerability for the region. Vulnerability is highest in terms of disenfranchised groups.

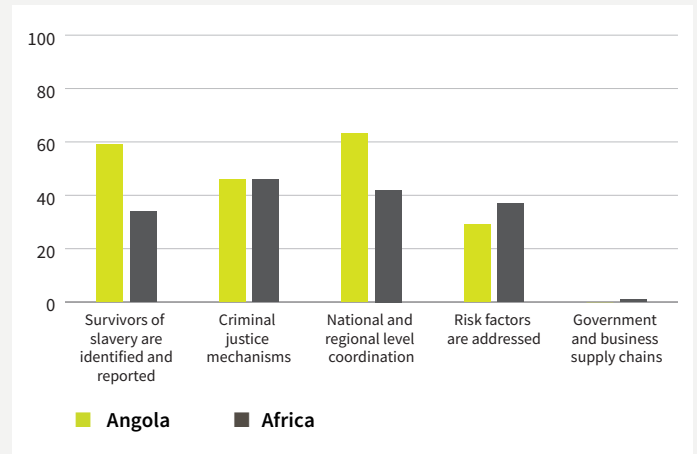
**Figure 3.**  
**Vulnerability of Angola to modern slavery by dimension, compared to the regional average**



## Government response to modern slavery

The government of Angola scored 44 out of 100 in their response to modern slavery. This places the government's response above the average regional response. Of the five areas of response assessed (milestones), the government has taken most action on national and regional coordination of the response to modern slavery and the least action on addressing risk in government and business supply chains.

**Figure 4.**  
**Government of Angola's responses to modern slavery by milestone, compared with the regional average**



## Priority Recommendations for the government of Angola:

- 1** Criminalise forced labour in line with international conventions.
- 2** Criminalise commercial sexual exploitation of children in line with international conventions.
- 3** Increase the legal age of marriage for males and females to 18 years without exceptions.

**THE GLOBAL SLAVERY INDEX 2023**

**WALK FREE**

For more information on modern slavery, visit the Global Slavery Index 2023 website.

# Modern slavery in Argentina

## Global Slavery Index 2023 Country Snapshot



**Figure 1.**  
Prevalence of modern slavery across the Americas



### KEY STATS

Population (2021) 45,195,777

GDP per capita, PPP (Current intl \$) \$20,769

**4.2**

PREVALENCE OF MODERN SLAVERY per 1,000 people

**189,000**

NUMBER OF PEOPLE LIVING IN MODERN SLAVERY

**36/100**

VULNERABILITY TO MODERN SLAVERY

**58/100**

GOVERNMENT RESPONSE TO MODERN SLAVERY

### The scale of modern slavery

According to the 2023 Global Slavery Index, an estimated 4.2 in every thousand people were in modern slavery in Argentina at any point in 2021. In other words, 89,000 people experienced forced labour or forced marriage in Argentina in 2021. In terms of prevalence of modern slavery, Argentina ranks 104th globally and 20th within the Americas.

Estimated number of people in modern slavery



**Figure 2.**  
Estimated number of people living in modern slavery across the Americas

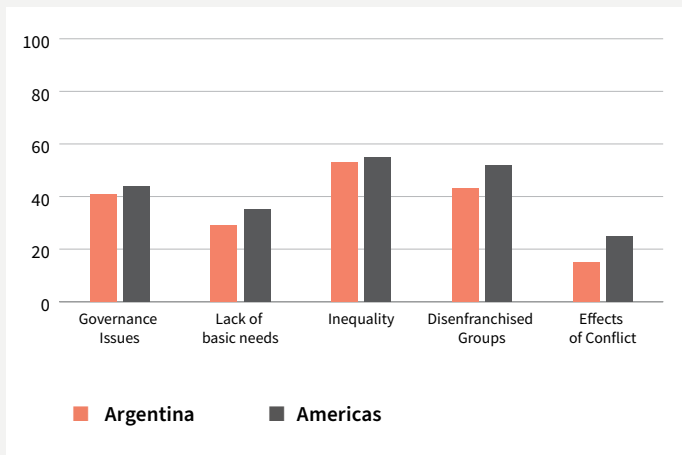
# Modern slavery in Argentina

Global Slavery Index 2023  
Country Snapshot

## Vulnerability to modern slavery

How vulnerable a country's people are to modern slavery is dependent on a range of factors which reflect the strength of governance, access to basic needs, inequality, disenfranchised groups, and effects of conflict. On a scale of 0 to 100, with 100 being the highest vulnerability to modern slavery, Argentina is rated as 36 and has below average vulnerability for the region. Vulnerability is highest in terms of inequality.

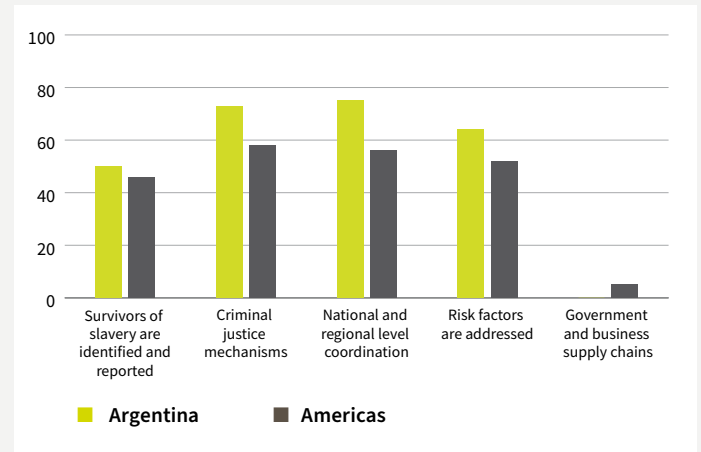
**Figure 3.**  
Vulnerability of Argentina to modern slavery by dimension, compared to the regional average



## Government response to modern slavery

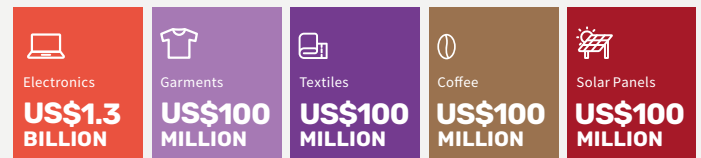
The government of Argentina scored 58 out of 100 in their response to modern slavery. This places the government's response above the average regional response. Of the five areas of response assessed (milestones), the government has taken most action on national and regional coordination of the response to modern slavery and least action on addressing risk in government and business supply chains.

**Figure 4.**  
Government of Argentina's responses to modern slavery by milestone, compared with the regional average



## Importing risk of modern slavery

Argentina imported US\$1.6 billion worth of goods at-risk of modern slavery. This includes:



## Priority Recommendations for the government of Argentina

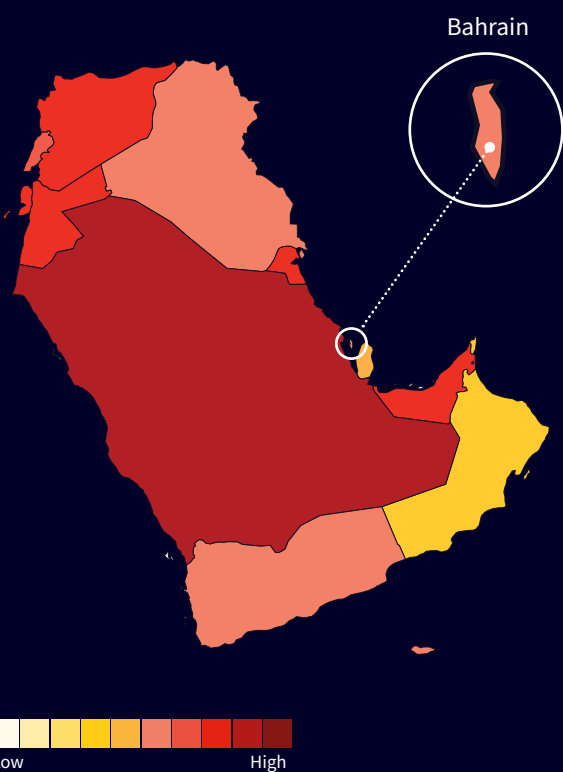
- 1 Increase the legal age of marriage for males and females to 18 years without exceptions.
- 2 Ensure support services are available for all victims of modern slavery, regardless of gender, age, nationality, or sexuality.
- 3 Ensure there is a free reporting mechanism that is available for men, women, and children, and that it operates 24/7 and in multiple languages or can provide immediate access to translators.

# Modern slavery in Bahrain

## Global Slavery Index 2023 Country Snapshot



**Figure 1.**  
Prevalence of modern slavery across the Arab States



### KEY STATS

Population (2021) 1,701,583

GDP per capita, PPP (Current Intl \$) \$43,821

**6.7**

PREVALENCE OF MODERN SLAVERY per 1,000 people

**11,000**

NUMBER OF PEOPLE LIVING IN MODERN SLAVERY

**40/100**

VULNERABILITY TO MODERN SLAVERY

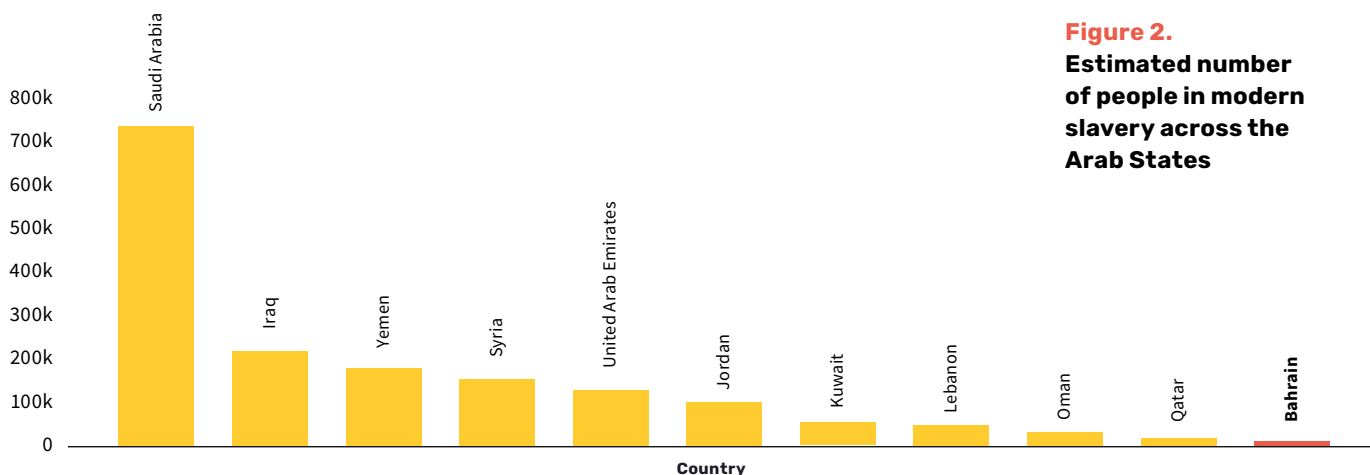
**55/100**

GOVERNMENT RESPONSE TO MODERN SLAVERY

### The scale of modern slavery

According to the 2023 Global Slavery Index, an estimated 6.7 in every thousand people were in modern slavery in Bahrain at any point in 2021. In other words, 11,000 people experienced forced labour or forced marriage in Bahrain in 2021. In terms of prevalence of modern slavery, Bahrain ranks 61st globally and 8th within the Arab States.

Estimated number of people in modern slavery



**Figure 2.**  
Estimated number of people in modern slavery across the Arab States

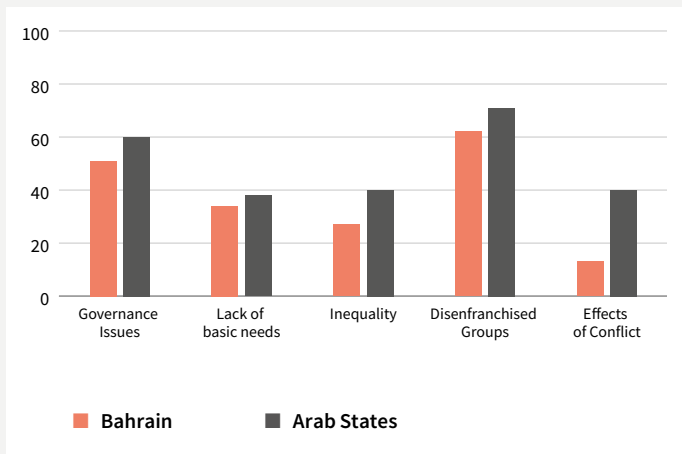
# Modern slavery in Bahrain

Global Slavery Index 2023  
Country Snapshot

## Vulnerability to modern slavery

How vulnerable a country's people are to modern slavery is dependent on a range of factors which reflect the strength of governance, access to basic needs, inequality, disenfranchised groups, and effects of conflict. On a scale of 0 to 100, with 100 being the highest vulnerability to modern slavery, Bahrain is rated as 40 and has below average vulnerability for the region. Vulnerability is highest in terms of disenfranchised groups.

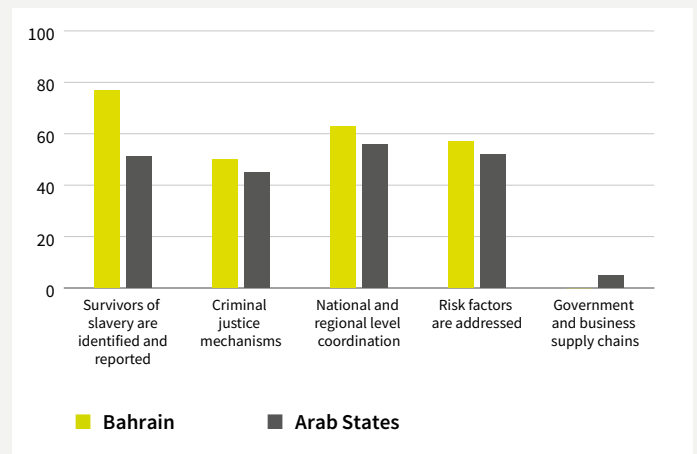
**Figure 3.** Vulnerability of Bahrain to modern slavery by dimension of vulnerability, compared to the regional average



## Government response to modern slavery

The government of Bahrain scored 55 out of 100 in their response to modern slavery. This places the government's response above the average regional response. Of the five areas of response assessed (milestones), the government has taken most action on identification and support of survivors and the least action on addressing risk in government and business supply chains.

**Figure 4.** Response of the government of Bahrain to modern slavery by government response milestone, compared with the regional average



## Priority Recommendations for the government of Bahrain:

- 1 Remove laws or policies that prevent or make it difficult for workers to leave abusive employers without risking loss of their visa, deportation, and/or loss of security deposits.
- 2 Criminalise forced labour in line with international conventions.
- 3 Criminalise commercial sexual exploitation of children in line with international conventions.

**THE GLOBAL SLAVERY INDEX 2023**

**WALK FREE**

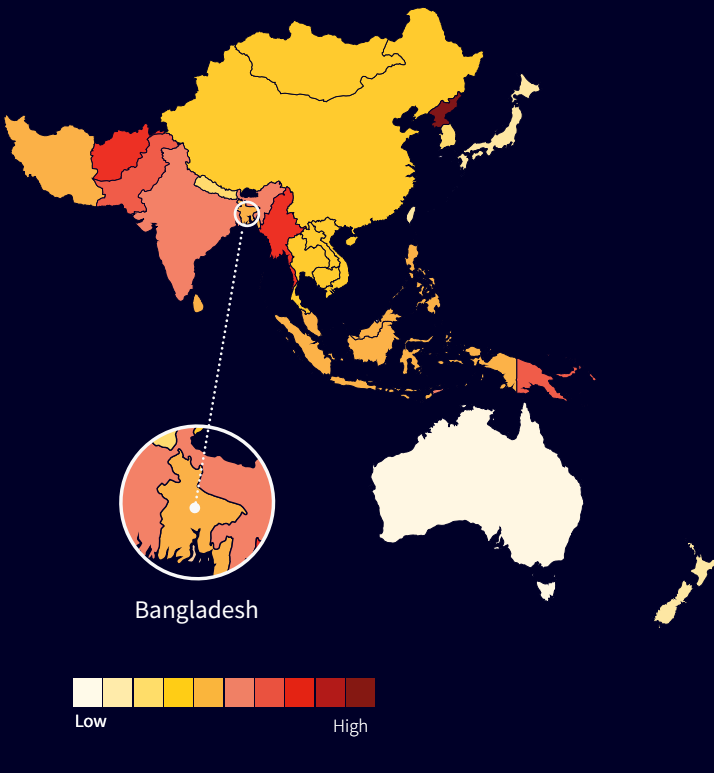
For more information on modern slavery, visit the Global Slavery Index 2023 website.

# Modern slavery in Bangladesh

## Global Slavery Index 2023 Country Snapshot



**Figure 1.**  
Prevalence of modern slavery across Asia and the Pacific



### KEY STATS

Population (2021) 164,689,383

GDP per capita, PPP (Current intl \$) \$5,995

**7.1**

PREVALENCE OF MODERN SLAVERY per 1,000 people

**1,162,000**

NUMBER OF PEOPLE LIVING IN MODERN SLAVERY

**58/100**

VULNERABILITY TO MODERN SLAVERY

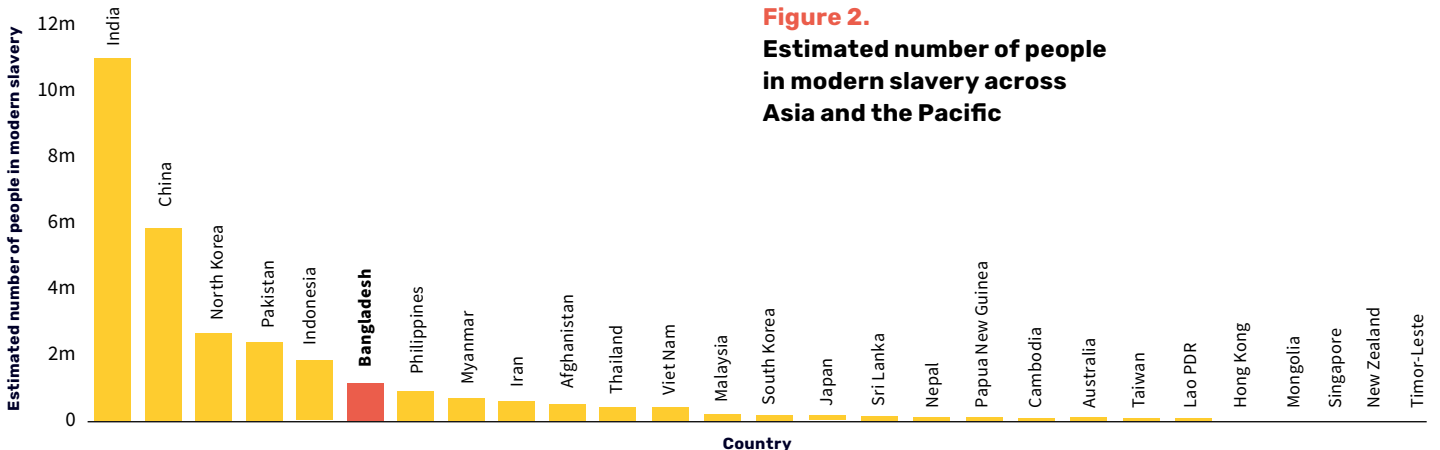
**49/100**

GOVERNMENT RESPONSE TO MODERN SLAVERY

### The scale of modern slavery

According to the 2023 Global Slavery Index, an estimated 7.1 in every thousand people were in modern slavery in Bangladesh at any point in 2021. In other words, 1,162,000 people experienced forced labour or forced marriage in Bangladesh in 2021. In terms of prevalence of modern slavery, Bangladesh ranks 56th globally and 9th within Asia and the Pacific.

**Figure 2.**  
Estimated number of people in modern slavery across Asia and the Pacific



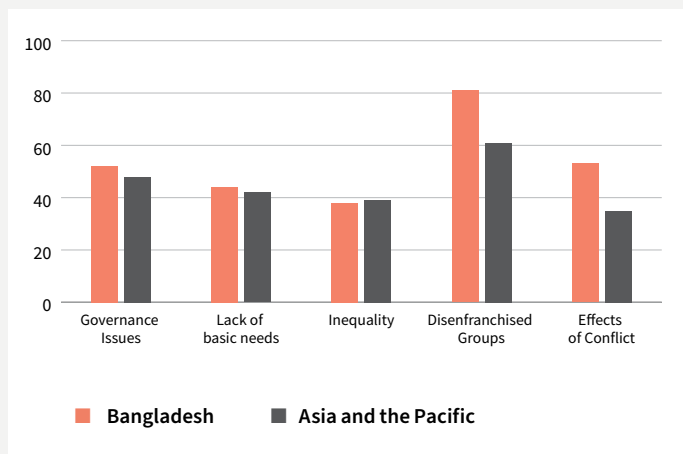
# Modern slavery in Bangladesh

Global Slavery Index 2023  
Country Snapshot

## Vulnerability to modern slavery

How vulnerable a country's people are to modern slavery is dependent on a range of factors which reflect the strength of governance, access to basic needs, inequality, disenfranchised groups, and effects of conflict. On a scale of 0 to 100, with 100 being the highest vulnerability to modern slavery, Bangladesh is rated as 58 and has above average vulnerability for the region. Vulnerability is highest in terms of disenfranchised groups.

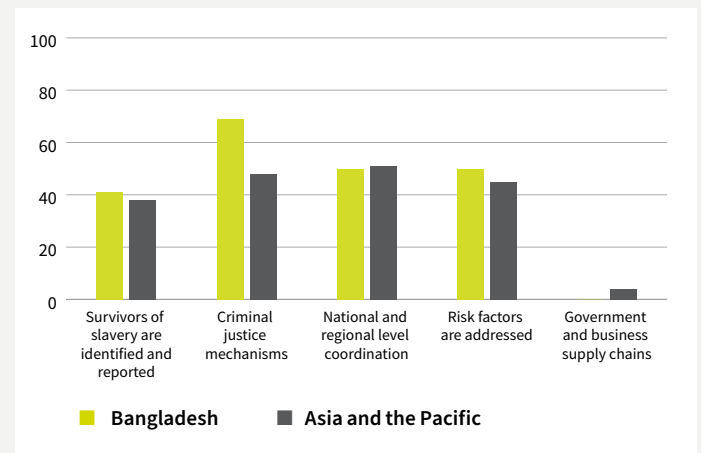
**Figure 3.** Vulnerability of Bangladesh to modern slavery by dimension, compared to the regional average



## Government response to modern slavery

The government of Bangladesh scored 49 out of 100 in their response to modern slavery. This places the government's response above the average regional response. Of the five areas of response assessed (milestones), the government has taken most action on effective criminal justice mechanisms and least action on addressing risk in government and business supply chains.

**Figure 4.** Government of Bangladesh's responses to modern slavery by milestone, compared with the regional average



## Priority Recommendations for the government of Bangladesh

- 1 Increase the legal age of marriage for males and females to 18 years without exceptions.
- 2 Ensure services are available for all suspected survivors of modern slavery, including male and foreign survivors, and ensure no survivors are detained in shelters against their will.
- 3 Deliver victim identification training at regular intervals for police and all frontline regulatory workers, including labour inspectors, immigration officers, and customs officials who are likely to be first responders.

**THE GLOBAL SLAVERY INDEX 2023**

**WALK FREE**

For more information on modern slavery, visit the Global Slavery Index 2023 website.

# Modern slavery in Brazil

## Global Slavery Index 2023 Country Snapshot



**Figure 1.**  
Prevalence of modern slavery across the Americas



### KEY STATS

Population (2021) 212,559,409

GDP per capita, PPP (Current intl \$) \$14,834

**5.0**

PREVALENCE OF MODERN SLAVERY per 1,000 people

**1,053,000**

NUMBER OF PEOPLE LIVING IN MODERN SLAVERY

**47/100**

VULNERABILITY TO MODERN SLAVERY

**51/100**

GOVERNMENT RESPONSE TO MODERN SLAVERY

### The scale of modern slavery

According to the 2023 Global Slavery Index, an estimated 5.0 in every thousand people were in modern slavery in Brazil at any point in 2021. In other words, 1,053,000 people experienced forced labour or forced marriage in Brazil in 2021. In terms of prevalence of modern slavery, Brazil ranks 91st globally and 16th within the Americas.

**Figure 2.**  
Estimated number of people living in modern slavery across the Americas



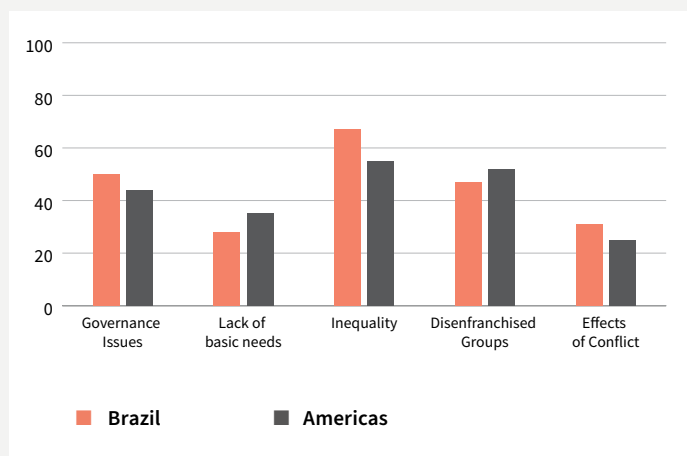
# Modern slavery in Brazil

Global Slavery Index 2023  
Country Snapshot

## Vulnerability to modern slavery

How vulnerable a country's people are to modern slavery is dependent on a range of factors which reflect the strength of governance, access to basic needs, inequality, disenfranchised groups, and effects of conflict. On a scale of 0 to 100, with 100 being the highest vulnerability to modern slavery, Brazil is rated as 47 and has above average vulnerability for the region. Vulnerability is highest in terms of inequality.

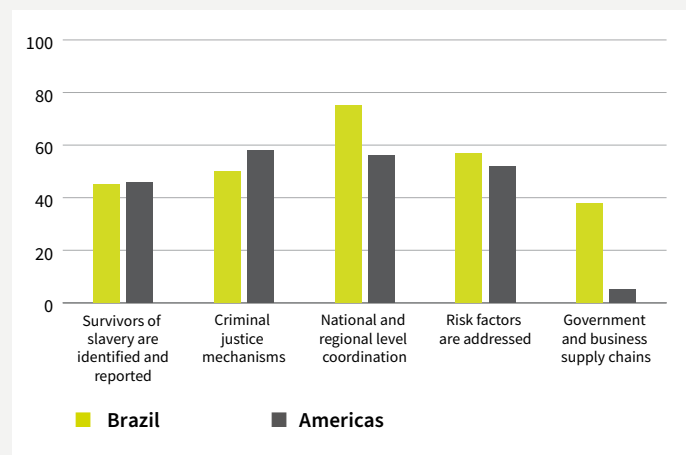
**Figure 3.** Vulnerability of Brazil to modern slavery by dimension, compared to the regional average



## Government response to modern slavery

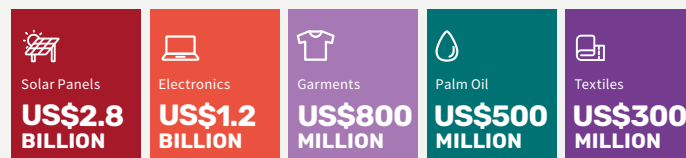
The government of Brazil scored 29 out of 100 in their response to modern slavery. This places the government's response above the average regional response. Of the five areas of response assessed (milestones), the government has taken most action on national and regional coordination of the response to modern slavery and least action on addressing risk in government and business supply chains.

**Figure 4.** Government of Brazil's responses to modern slavery by milestone, compared with the regional average



## Importing risk of modern slavery

Brazil imported US\$5.6 billion worth of goods at-risk of modern slavery. This includes:



## Priority Recommendations for the government of Brazil

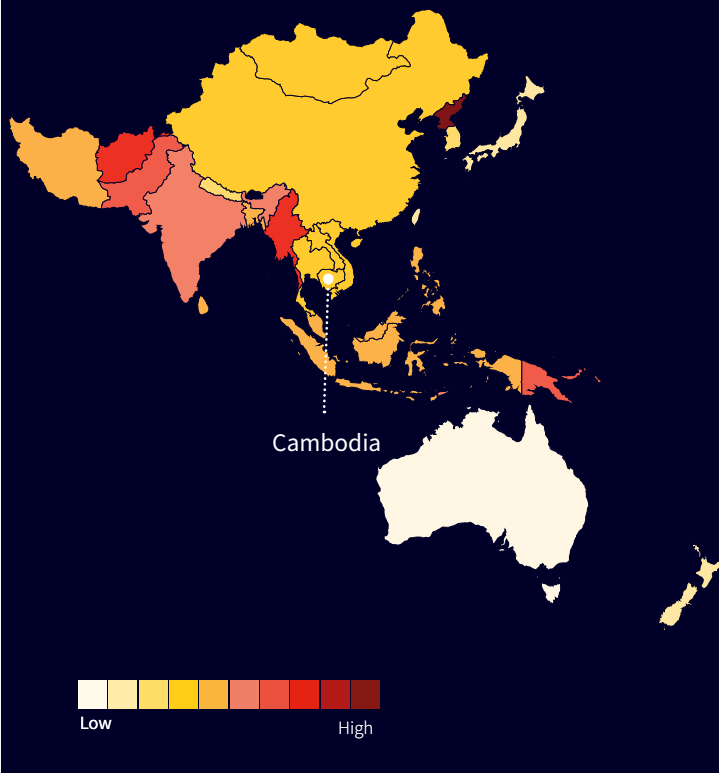
- 1 Repeal the 2018 ruling that created a new category of "volunteer labour," which thereby removed the requirement to pay prisoners for their work while imprisoned.
- 2 Criminalise human trafficking in line with international conventions.
- 3 Increase the legal age of marriage for males and females to 18 years without exceptions.

# Modern slavery in Cambodia

## Global Slavery Index 2023 Country Snapshot



**Figure 1.**  
Prevalence of modern slavery across Asia and the Pacific



### KEY STATS

**Population (2021)** 16,718,971

**GDP per capita, PPP (Current intl \$)** \$4,423

**5.0**

**PREVALENCE OF MODERN SLAVERY**  
per 1,000 people

**83,000**

**NUMBER OF PEOPLE LIVING IN MODERN SLAVERY**

**58/100**

**VULNERABILITY TO MODERN SLAVERY**

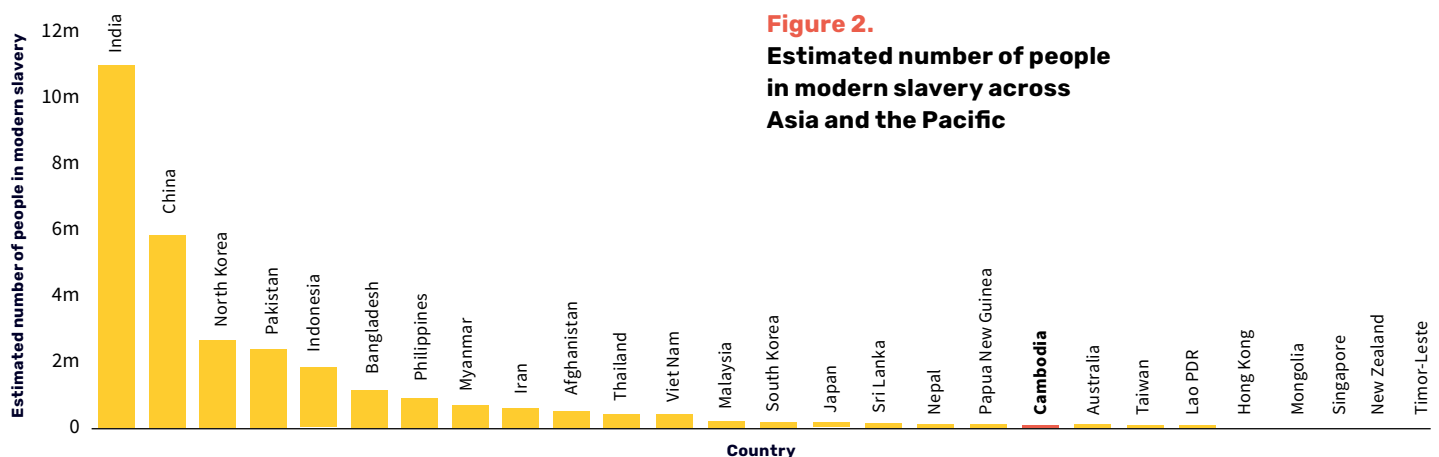
**42/100**

**GOVERNMENT RESPONSE TO MODERN SLAVERY**

### The scale of modern slavery

According to the 2023 Global Slavery Index, an estimated 5.0 in every thousand people were in modern slavery in Cambodia at any point in 2021. In other words, 83,000 people experienced forced labour or forced marriage in Cambodia in 2021. In terms of prevalence of modern slavery, Cambodia ranks 89th globally and 16th within Asia and the Pacific.

**Figure 2.**  
Estimated number of people in modern slavery across Asia and the Pacific



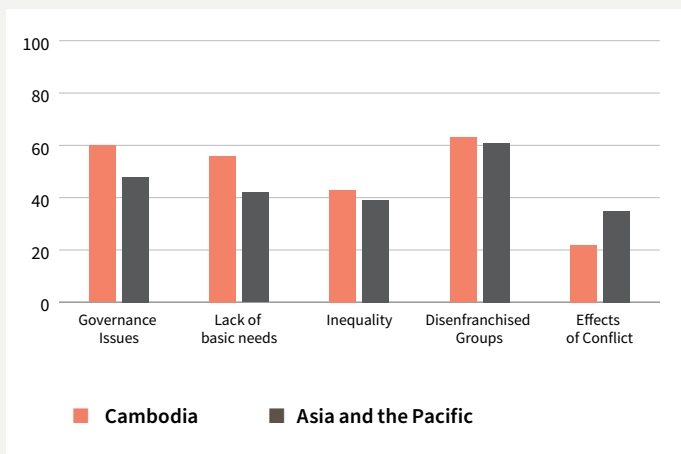
# Modern slavery in Cambodia

Global Slavery Index 2023  
Country Snapshot

## Vulnerability to modern slavery

How vulnerable a country's people are to modern slavery is dependent on a range of factors which reflect the strength of governance, access to basic needs, inequality, disenfranchised groups, and effects of conflict. On a scale of 0 to 100, with 100 being the highest vulnerability to modern slavery, Cambodia is rated as 58 and has above average vulnerability for the region. Vulnerability is highest in terms of disenfranchised groups.

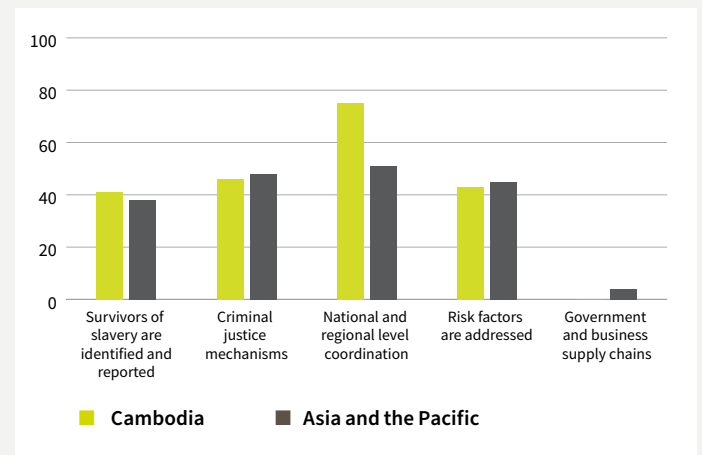
**Figure 3.**  
Vulnerability of Cambodia to modern slavery by dimension, compared to the regional average



## Government response to modern slavery

The government of Cambodia scored 42 out of 100 in their response to modern slavery. This places the government's response above the average regional response. Of the five areas of response assessed (milestones), the government has taken most action on national and regional coordination of the response to modern slavery and least action on addressing risk in government and business supply chains.

**Figure 4.**  
Government of Cambodia's responses to modern slavery by milestone, compared with the regional average



## Priority Recommendations for the government of Cambodia

- 1 Increase the legal age of marriage for males and females to 18 years without exceptions.
- 2 Ensure support services are available for all victims of modern slavery, regardless of gender, age, nationality, or sexuality.
- 3 Remove laws or policies that prevent or make it difficult for workers to leave abusive employers without risking loss of their visa, deportation, and/or loss of security deposits.

# Modern slavery in Canada

## Global Slavery Index 2023 Country Snapshot



**Figure 1.**  
Prevalence of modern slavery across the Americas



### KEY STATS

Population (2021) 37,742,157

GDP per capita, PPP (Current intl \$) \$46,572

**1.8**

PREVALENCE OF MODERN SLAVERY per 1,000 people

**69,000**

NUMBER OF PEOPLE LIVING IN MODERN SLAVERY

**11/100**

VULNERABILITY TO MODERN SLAVERY

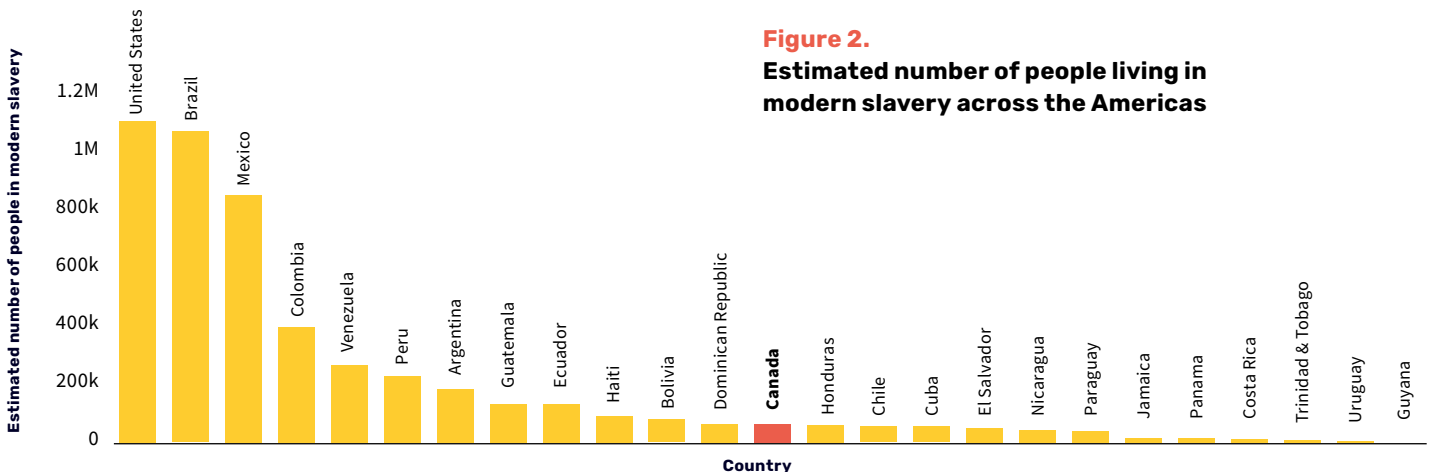
**60/100**

GOVERNMENT RESPONSE TO MODERN SLAVERY

### The scale of modern slavery

According to the 2023 Global Slavery Index, an estimated 1.8 in every thousand people were in modern slavery in Canada at any point in 2021. In other words, 69,000 people experienced forced labour or forced marriage in Canada in 2021. In terms of prevalence of modern slavery, Canada ranks 144th globally and 25th within the Americas.

**Figure 2.**  
Estimated number of people living in modern slavery across the Americas



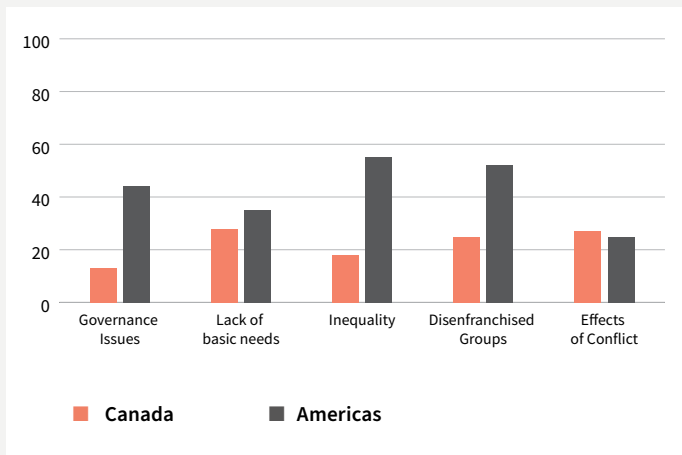
# Modern slavery in Canada

Global Slavery Index 2023  
Country Snapshot

## Vulnerability to modern slavery

How vulnerable a country's people are to modern slavery is dependent on a range of factors which reflect the strength of governance, access to basic needs, inequality, disenfranchised groups, and effects of conflict. On a scale of 0 to 100, with 100 being the highest vulnerability to modern slavery, Canada is rated as 11 and has below average vulnerability for the region. Vulnerability is highest in terms of access to basic needs.

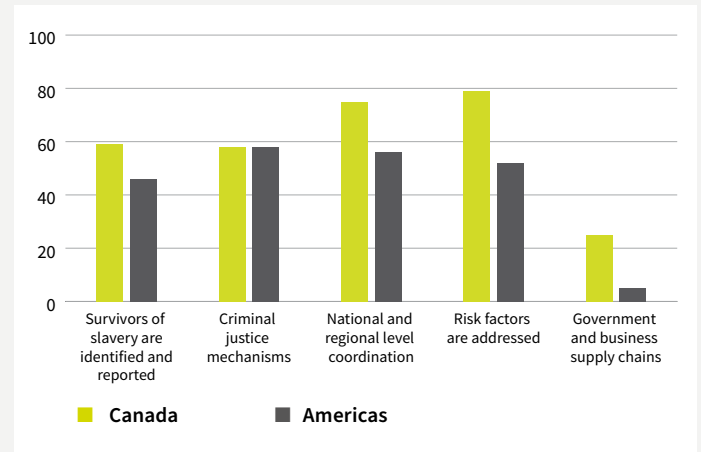
**Figure 3.**  
Vulnerability of Canada to modern slavery by dimension, compared to the regional average



## Government response to modern slavery

The government of Canada scored 60 out of 100 in their response to modern slavery. This places the government's response above the average regional response. Of the five areas of response assessed (milestones), the government has taken most action on addressing risk factors of modern slavery and least action on addressing risk in government and business supply chains.

**Figure 4.**  
Government of Canada's responses to modern slavery by milestone, compared with the regional average



## Importing risk of modern slavery

Canada imported US\$20 billion worth of goods at-risk of modern slavery. This includes:



## Priority Recommendations for the government of Canada

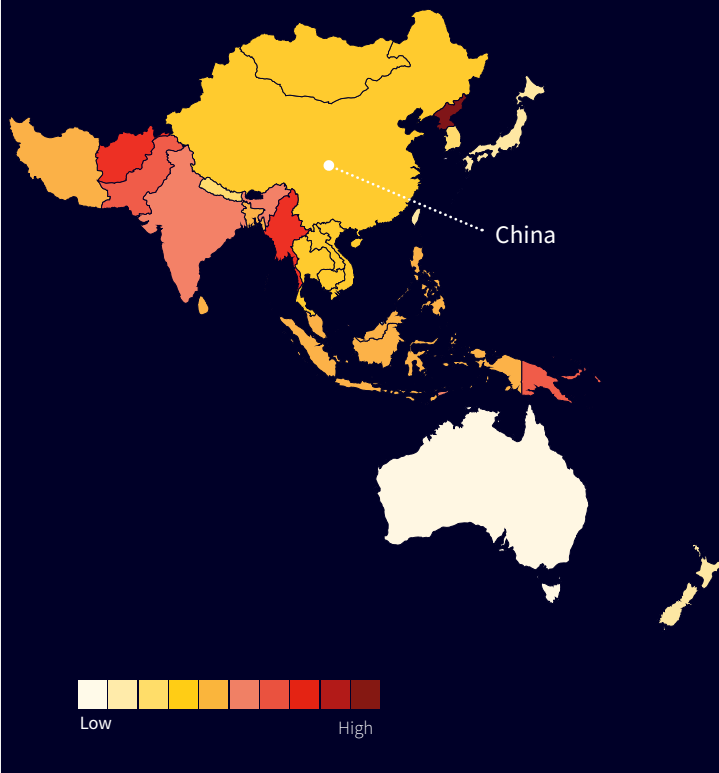
- 1 Criminalise forced labour in line with international conventions.
- 2 Increase the legal age of marriage for males and females to 18 years without exceptions.
- 3 Ensure support services are available for all victims of modern slavery, regardless of gender, age, nationality, or sexuality.

# Modern slavery in China

## Global Slavery Index 2023 Country Snapshot



**Figure 1.**  
Prevalence of modern slavery across Asia and the Pacific



### KEY STATS

**Population (2021)** 1,439,323,774

**GDP per capita, PPP (Current intl \$)** \$17,189

**4.0**

**PREVALENCE OF MODERN SLAVERY**  
per 1,000 people

**5,771,000**

**NUMBER OF PEOPLE LIVING IN MODERN SLAVERY**

**46/100**

**VULNERABILITY TO MODERN SLAVERY**

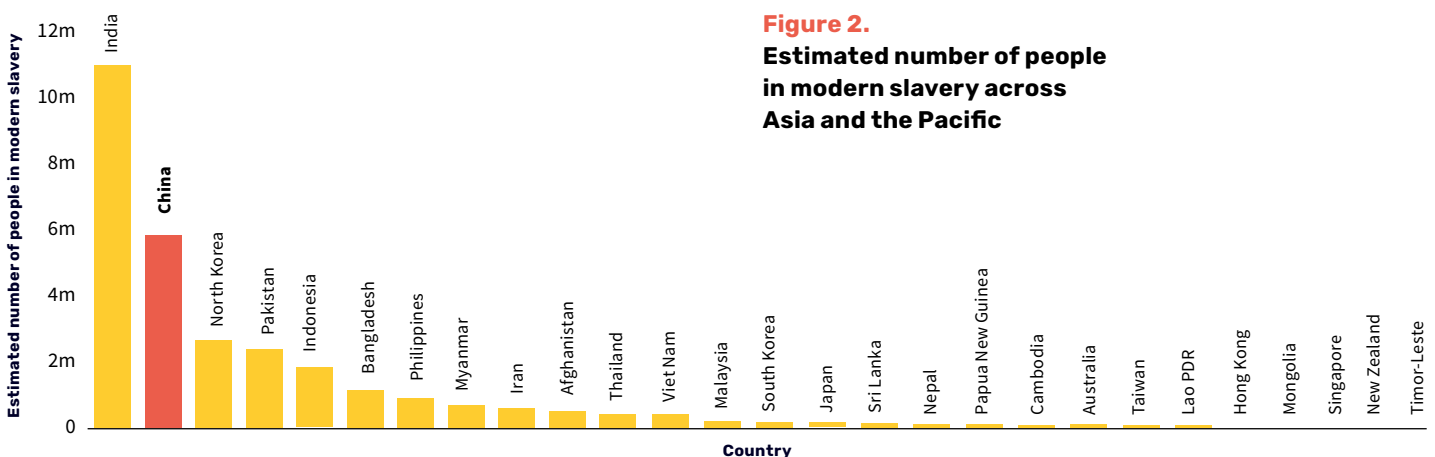
**40/100**

**GOVERNMENT RESPONSE TO MODERN SLAVERY**

### The scale of modern slavery

According to the 2023 Global Slavery Index, an estimated 4.0 in every thousand people were in modern slavery in China at any point in 2021. In other words, 5,771,000 people experienced forced labour or forced marriage in China in 2021. In terms of prevalence of modern slavery, China ranks 111th globally and 19th within Asia and the Pacific.

**Figure 2.**  
Estimated number of people in modern slavery across Asia and the Pacific



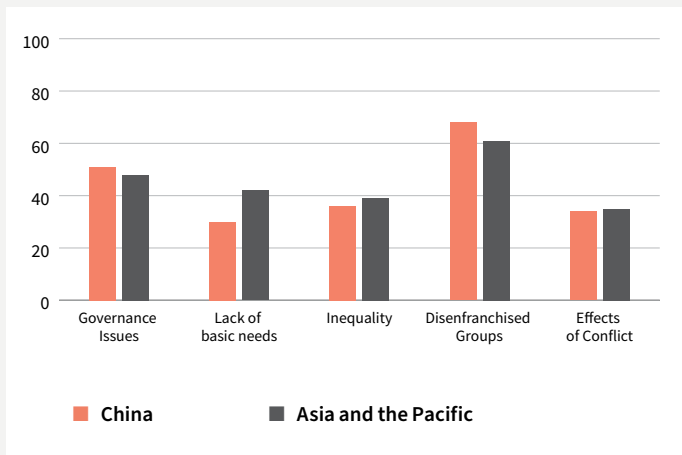
# Modern slavery in China

Global Slavery Index 2023  
Country Snapshot

## Vulnerability to modern slavery

How vulnerable a country's people are to modern slavery is dependent on a range of factors which reflect the strength of governance, access to basic needs, inequality, disenfranchised groups, and effects of conflict. On a scale of 0 to 100, with 100 being the highest vulnerability to modern slavery, China is rated as 46 and has below average vulnerability for the region. Vulnerability is highest in terms of disenfranchised groups.

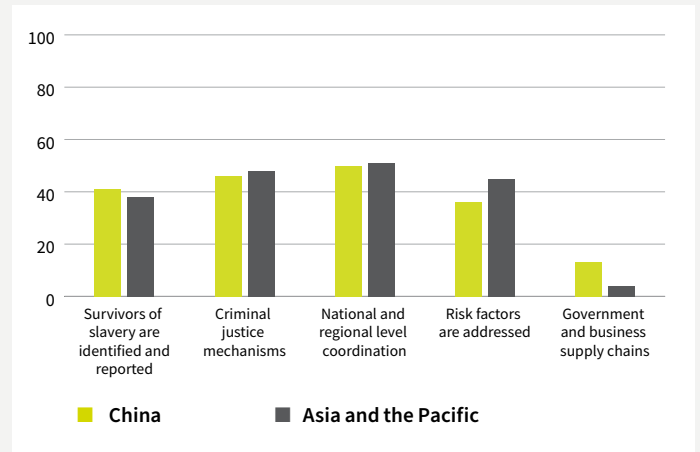
**Figure 3.** Vulnerability of China to modern slavery by dimension, compared to the regional average



## Government response to modern slavery

The government of China scored 40 out of 100 in their response to modern slavery. This places the government's response below the average regional response. Of the five areas of response assessed (milestones), the government has taken most action on national and regional coordination of the response to modern slavery and least action on addressing risk in government and business supply chains.

**Figure 4.** Government of China's responses to modern slavery by milestone, compared with the regional average



## Importing risk of modern slavery

China imported US\$17.2 billion worth of goods at-risk of modern slavery. This includes:



## Priority Recommendations for the government of China

- 1 Immediately end the state-imposed forced labour of Uyghur people and other Turkic and Muslim majority groups, Tibetans, and prisoners by acknowledging the existence of serious human right violations, which may amount to crimes against humanity and other international crimes. Take immediate steps to end these violations by repealing and amending legislation and policies that facilitate state-imposed forced labour.
- 2 Expand the human trafficking law (Criminal Code Article 240) to include men and boys over the age of 14 as possible victims.
- 3 Ensure support services are available for all victims of modern slavery, regardless of gender, age, nationality, or sexuality.

**THE GLOBAL SLAVERY INDEX 2023**

**WALK FREE**

For more information on modern slavery, visit the Global Slavery Index 2023 website.

# Modern slavery in Colombia

## Global Slavery Index 2023 Country Snapshot



**Figure 1.**  
Prevalence of modern slavery across the Americas



### KEY STATS

Population (2021) 50,882,884

GDP per capita, PPP (Current intl \$) \$14,868

**7.8**

PREVALENCE OF MODERN SLAVERY per 1,000 people

**397,000**

NUMBER OF PEOPLE LIVING IN MODERN SLAVERY

**51/100**

VULNERABILITY TO MODERN SLAVERY

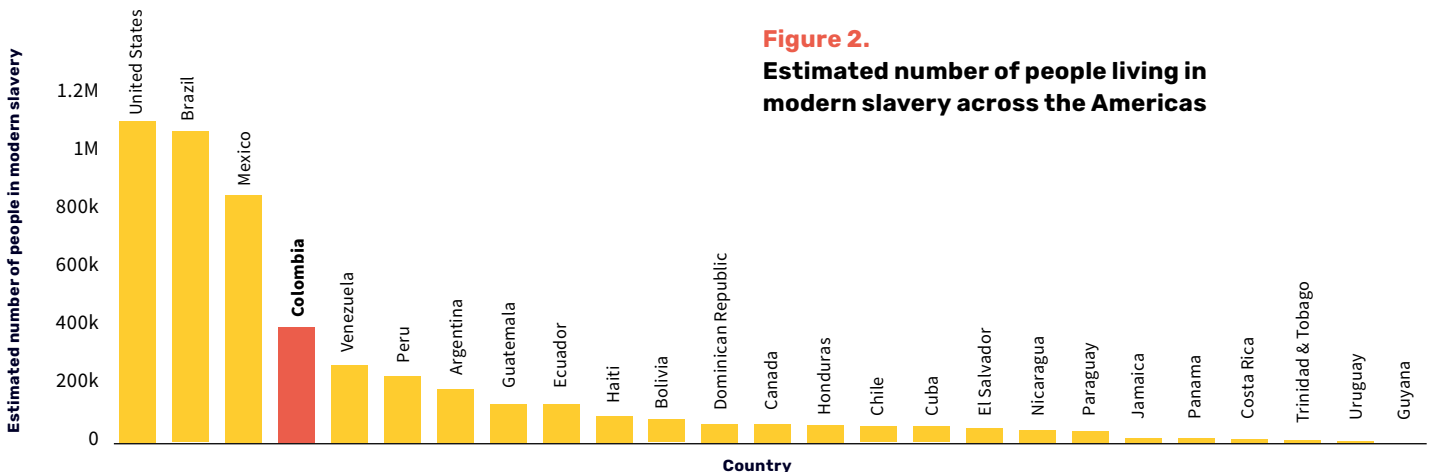
**46/100**

GOVERNMENT RESPONSE TO MODERN SLAVERY

### The scale of modern slavery

According to the 2023 Global Slavery Index, an estimated 7.8 in every thousand people were in modern slavery in Colombia at any point in 2021. In other words, 397,000 people experienced forced labour or forced marriage in Colombia in 2021. In terms of prevalence of modern slavery, Colombia ranks 40th globally and 5th within the Americas.

**Figure 2.**  
Estimated number of people living in modern slavery across the Americas



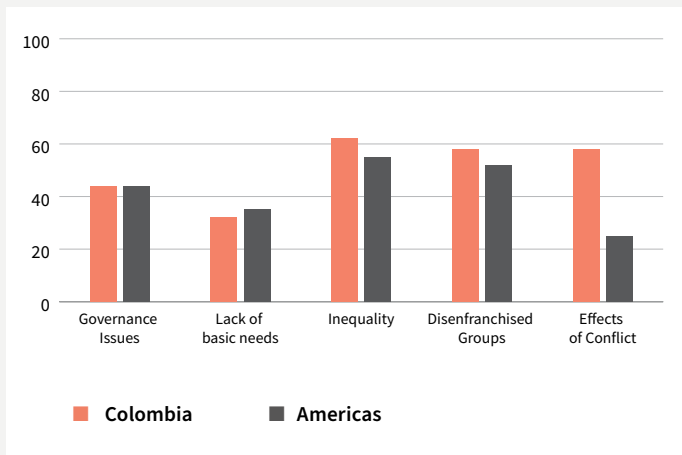
# Modern slavery in Colombia

Global Slavery Index 2023  
Country Snapshot

## Vulnerability to modern slavery

How vulnerable a country's people are to modern slavery is dependent on a range of factors which reflect the strength of governance, access to basic needs, inequality, disenfranchised groups, and effects of conflict. On a scale of 0 to 100, with 100 being the highest vulnerability to modern slavery, Colombia is rated as 51 and has above average vulnerability for the region. Vulnerability is highest in terms of inequality.

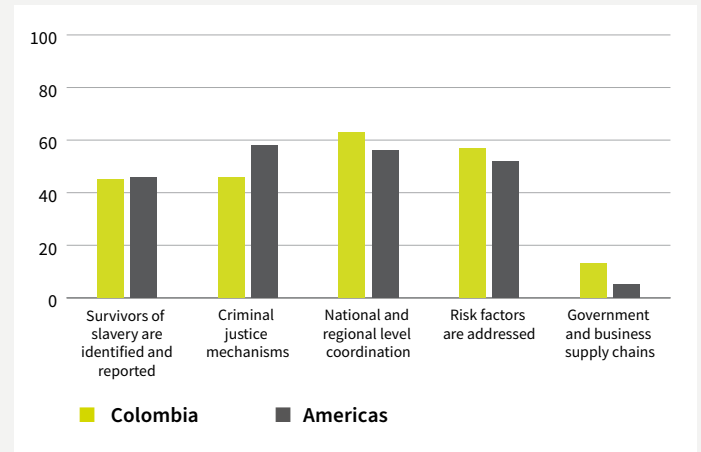
**Figure 3.** Vulnerability of Colombia to modern slavery by dimension, compared to the regional average



## Government response to modern slavery

The government of Colombia scored 46 out of 100 in their response to modern slavery. This places the government's response below the average regional response. Of the five areas of response assessed (milestones), the government has taken most action on national and regional coordination of the response to modern slavery and least action on addressing risk in government and business supply chains.

**Figure 4.** Government of Colombia's responses to modern slavery by milestone, compared with the regional average



## Priority Recommendations for the government of Colombia

- 1** Criminalise forced labour in line with international conventions.
- 2** Criminalise human trafficking in line with international conventions.
- 3** Increase the legal age of marriage for males and females to 18 years without exceptions.

# Modern slavery in Costa Rica

## Global Slavery Index 2023 Country Snapshot



**Figure 1.**  
Prevalence of modern slavery across the Americas



### KEY STATS

**Population (2021)** 5,094,114

**GDP per capita, PPP (Current intl \$)** \$22,244

**3.2**

**PREVALENCE OF MODERN SLAVERY**  
per 1,000 people

**16,000**

**NUMBER OF PEOPLE LIVING IN MODERN SLAVERY**

**24/100**

**VULNERABILITY TO MODERN SLAVERY**

**51/100**

**GOVERNMENT RESPONSE TO MODERN SLAVERY**

### The scale of modern slavery

According to the 2023 Global Slavery Index, an estimated 3.2 in every thousand people were in modern slavery in Costa Rica at any point in 2021. In other words, 16,000 people experienced forced labour or forced marriage in Costa Rica in 2021. In terms of prevalence of modern slavery, Costa Rica ranks 124th globally and 22nd within the Americas.

**Figure 2.**  
Estimated number of people living in modern slavery across the Americas



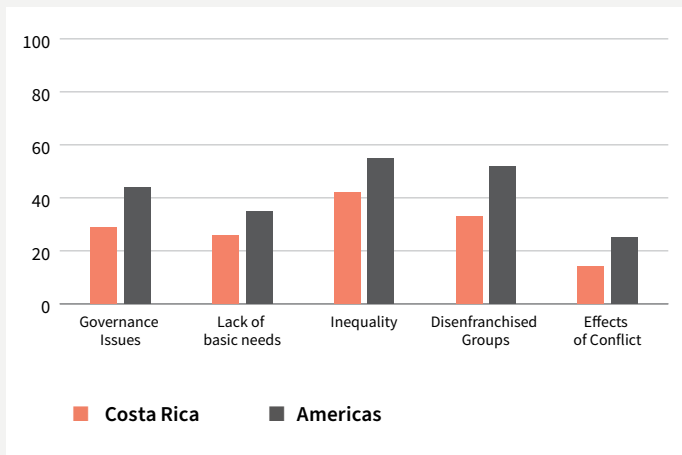
# Modern slavery in Costa Rica

Global Slavery Index 2023  
Country Snapshot

## Vulnerability to modern slavery

How vulnerable a country's people are to modern slavery is dependent on a range of factors which reflect the strength of governance, access to basic needs, inequality, disenfranchised groups, and effects of conflict. On a scale of 0 to 100, with 100 being the highest vulnerability to modern slavery, Costa Rica is rated as 24 and has below average vulnerability for the region. Vulnerability is highest in terms of inequality.

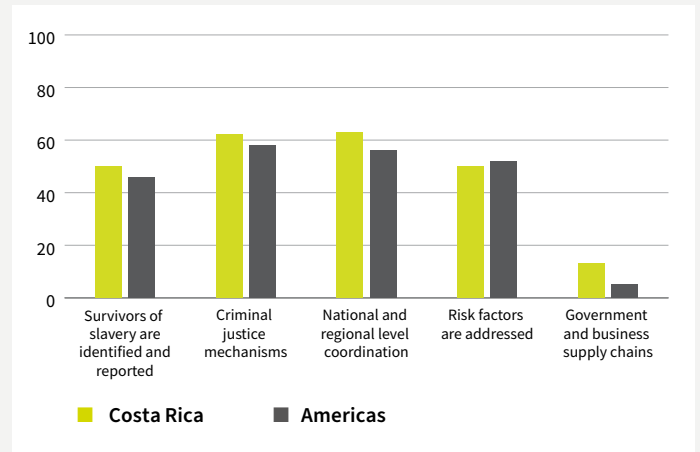
**Figure 3.** Vulnerability of Costa Rica to modern slavery by dimension, compared to the regional average



## Government response to modern slavery

The government of Costa Rica scored 51 out of 100 in their response to modern slavery. This places the government's response above the average regional response. Of the five areas of response assessed (milestones), the government has taken most action on national and regional coordination of the response to modern slavery and least action on addressing risk in government and business supply chains.

**Figure 4.** Government of Costa Rica's responses to modern slavery by milestone, compared with the regional average



## Priority Recommendations for the government of Costa Rica

- 1 Criminalise human trafficking in line with international conventions.
- 2 Ensure support services are available for all victims of modern slavery, regardless of gender, age, nationality, or sexuality.
- 3 Develop and promote the use of clear national guidelines for identifying and screening victims for all first responders.



# Modern slavery in Dominican Republic

## Global Slavery Index 2023 Country Snapshot



**Figure 1.**  
Prevalence of modern slavery across the Americas



### KEY STATS

Population (2021) 10,847,904

GDP per capita, PPP (Current intl \$) \$17,934

**6.6**

PREVALENCE OF MODERN SLAVERY per 1,000 people

**72,000**

NUMBER OF PEOPLE LIVING IN MODERN SLAVERY

**41/100**

VULNERABILITY TO MODERN SLAVERY

**46/100**

GOVERNMENT RESPONSE TO MODERN SLAVERY

### The scale of modern slavery

According to the 2023 Global Slavery Index, an estimated 6.6 in every thousand people were in modern slavery in Dominican Republic at any point in 2021. In other words, 72,000 people experienced forced labour or forced marriage in Dominican Republic in 2021. In terms of prevalence of modern slavery, Dominican Republic ranks 63rd globally and 12th within the Americas.

**Figure 2.**  
Estimated number of people living in modern slavery across the Americas



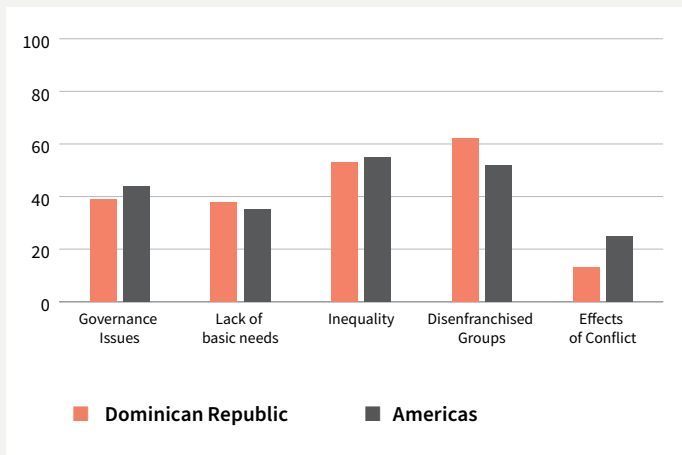
# Modern slavery in Dominican Republic

Global Slavery Index 2023  
Country Snapshot

## Vulnerability to modern slavery

How vulnerable a country's people are to modern slavery is dependent on a range of factors which reflect the strength of governance, access to basic needs, inequality, disenfranchised groups, and effects of conflict. On a scale of 0 to 100, with 100 being the highest vulnerability to modern slavery, Dominican Republic is rated as 41 and has below average vulnerability for the region. Vulnerability is highest in terms of disenfranchised groups.

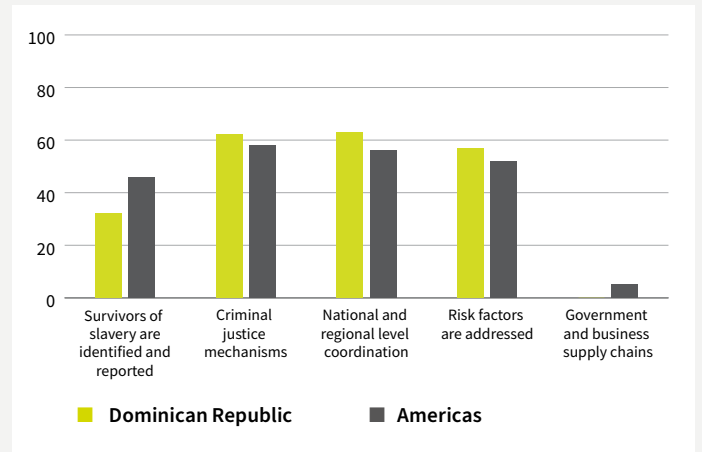
**Figure 3.** Vulnerability of Dominican Republic to modern slavery by dimension, compared to the regional average



## Government response to modern slavery

The government of Dominican Republic scored 46 out of 100 in their response to modern slavery. This places the government's response below the average regional response. Of the five areas of response assessed (milestones), the government has taken most action on national and regional coordination of the response to modern slavery and least action on addressing risk in government and business supply chains.

**Figure 4.** Government of Dominican Republic's responses to modern slavery by milestone, compared with the regional average



## Priority Recommendations for the government of Dominican Republic

- 1 Criminalise forced labour in line with international conventions.
- 2 Ensure support services are available for all victims of modern slavery, regardless of gender, age, nationality, or sexuality.
- 3 Regularly conduct labour inspections to identify modern slavery and ensure there is a sufficient number of labour inspectors to inspect all high-risk workplaces across the country.

**THE GLOBAL SLAVERY INDEX 2023**

**WALK FREE**

For more information on modern slavery, visit the Global Slavery Index 2023 website.

# Modern slavery in Ecuador

## Global Slavery Index 2023 Country Snapshot



**Figure 1.**  
Prevalence of modern slavery across the Americas



### KEY STATS

Population (2021) 17,643,060

GDP per capita, PPP (Current intl \$) \$10,890

**7.6**

PREVALENCE OF MODERN SLAVERY per 1,000 people

**135,000**

NUMBER OF PEOPLE LIVING IN MODERN SLAVERY

**48/100**

VULNERABILITY TO MODERN SLAVERY

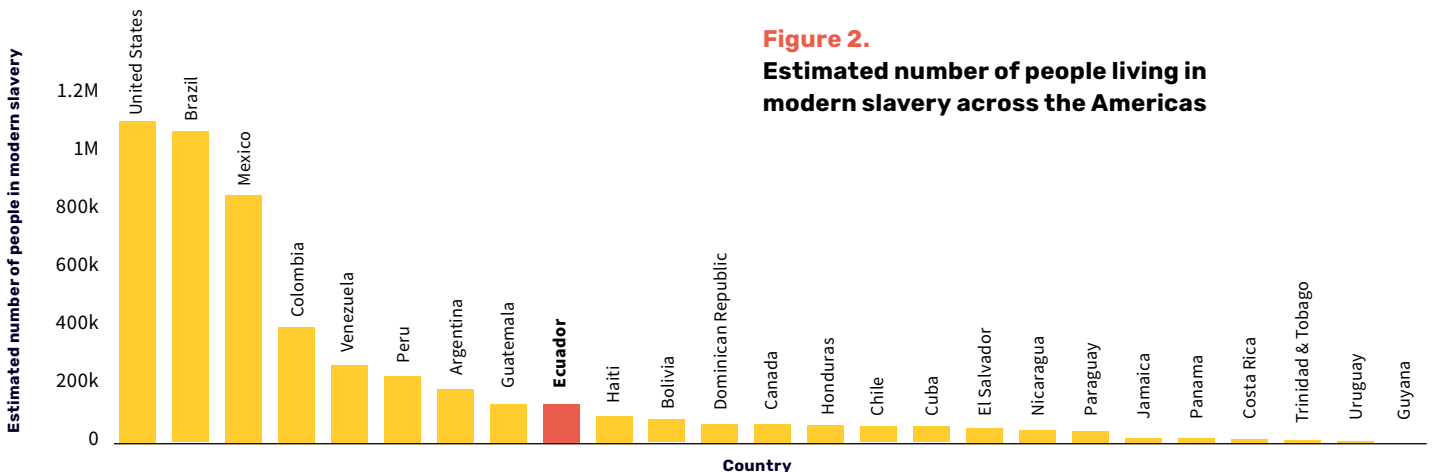
**51/100**

GOVERNMENT RESPONSE TO MODERN SLAVERY

### The scale of modern slavery

According to the 2023 Global Slavery Index, an estimated 7.6 in every thousand people were in modern slavery in Ecuador at any point in 2021. In other words, 135,000 people experienced forced labour or forced marriage in Ecuador in 2021. In terms of prevalence of modern slavery, Ecuador ranks 43rd globally and 6th within the Americas.

**Figure 2.**  
Estimated number of people living in modern slavery across the Americas



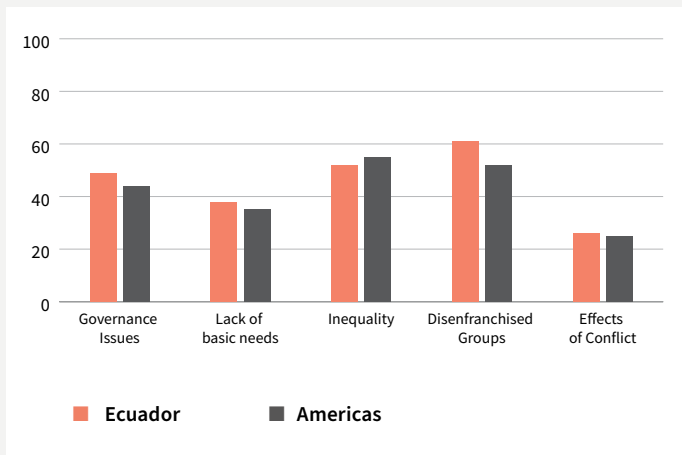
# Modern slavery in Ecuador

Global Slavery Index 2023  
Country Snapshot

## Vulnerability to modern slavery

How vulnerable a country's people are to modern slavery is dependent on a range of factors which reflect the strength of governance, access to basic needs, inequality, disenfranchised groups, and effects of conflict. On a scale of 0 to 100, with 100 being the highest vulnerability to modern slavery, Ecuador is rated as 48 and has above average vulnerability for the region. Vulnerability is highest in terms of disenfranchised groups.

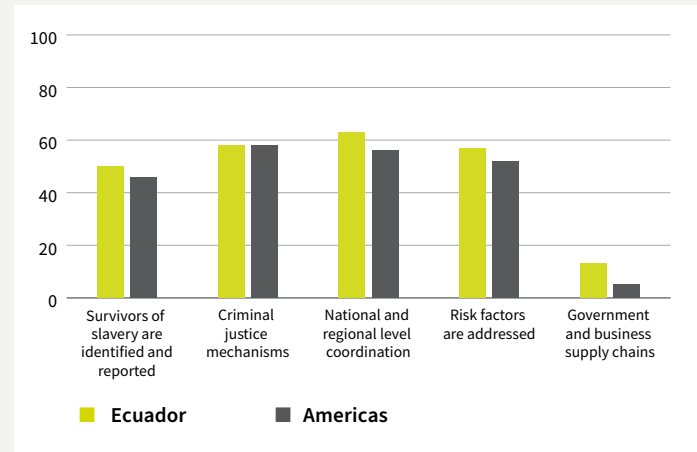
**Figure 3.** Vulnerability of Ecuador to modern slavery by dimension, compared to the regional average



## Government response to modern slavery

The government of Ecuador scored 51 out of 100 in their response to modern slavery. This places the government's response above the average regional response. Of the five areas of response assessed (milestones), the government has taken most action on national and regional coordination of the response to modern slavery and least action on addressing risk in government and business supply chains.

**Figure 4.** Government of Ecuador's responses to modern slavery by milestone, compared with the regional average



## Priority Recommendations for the government of Ecuador

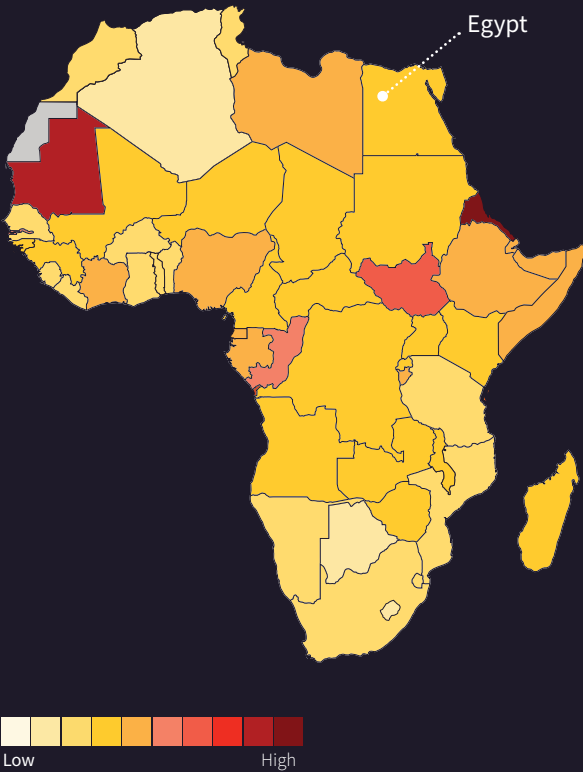
- 1** Criminalise human trafficking in line with international conventions.
- 2** Ensure support services are available for all victims of modern slavery, regardless of gender, age, nationality, or sexuality.
- 3** Enact and enforce laws that criminalise corruption in the public sector.

# Modern slavery in Egypt

## Global Slavery Index 2023 Country Snapshot



**Figure 1.**  
Estimated prevalence of modern slavery across Africa



### KEY STATS

**Population (2021)** 102,334,403

**GDP per capita, PPP (Current intl \$)** \$12,606

**4.3**

**PREVALENCE OF MODERN SLAVERY**  
per 1,000 people

**442,000**

**NUMBER OF PEOPLE LIVING IN MODERN SLAVERY**

**59/100**

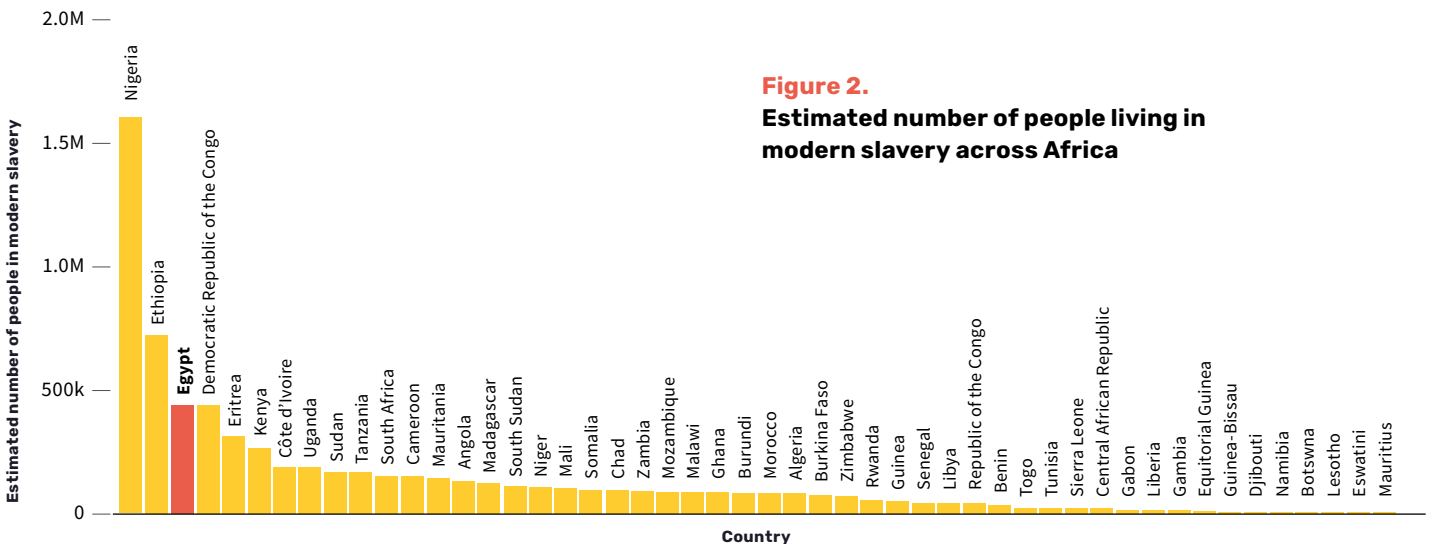
**VULNERABILITY TO MODERN SLAVERY**

**44/100**

**GOVERNMENT RESPONSE TO MODERN SLAVERY**

### The scale of modern slavery

According to the 2023 Global Slavery Index, an estimated 4.3 in every thousand people were in modern slavery in Egypt at any point in 2021. In other words, 442,000 people experienced forced labour or forced marriage in Egypt in 2021. In terms of prevalence of modern slavery, Egypt ranks 100th globally and 27th within Africa.



**Figure 2.**  
Estimated number of people living in modern slavery across Africa

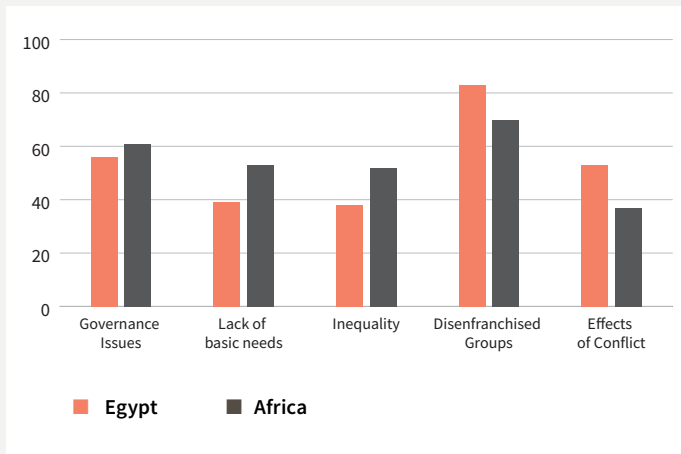
# Modern slavery in Egypt

Global Slavery Index 2023  
Country Snapshot

## Vulnerability to modern slavery

How vulnerable a country's people are to modern slavery is dependent on a range of factors which reflect the strength of governance, access to basic needs, inequality, disenfranchised groups, and effects of conflict. On a scale of 0 to 100, with 100 being the highest vulnerability, Egypt is rated as 59 and has below average vulnerability for the region. Vulnerability is highest in terms of disenfranchised groups.

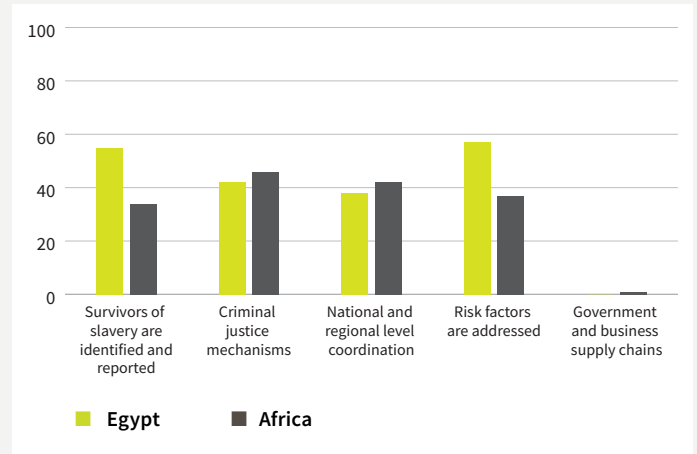
**Figure 3.**  
Vulnerability of Egypt to modern slavery by dimension, compared to the regional average



## Government response to modern slavery

The government of Egypt scored 44 out of 100 in their response to modern slavery. This places the government's response above the average regional response. Of the five areas of response assessed (milestones), the government has taken most action on addressing risk factors of modern slavery and the least action on addressing risk in government and business supply chains.

**Figure 4.**  
Government of Egypt's responses to modern slavery by milestone, compared with the regional average



## Priority Recommendations for the government of Egypt

- 1 Immediately end state-imposed forced labour of conscripts for non-military purposes by amending Section 1 of Act No 76 I 1973 and sections 124, 124A and C and 374 of the Penal Code.
- 2 Criminalise forced labour in line with international conventions.
- 3 Criminalise commercial sexual exploitation of children in line with international conventions.

**THE GLOBAL SLAVERY INDEX 2023**

**WALK FREE**

For more information on modern slavery, visit the Global Slavery Index 2023 website.

# Modern slavery in El Salvador

## Global Slavery Index 2023 Country Snapshot



**Figure 1.**  
Prevalence of modern slavery across the Americas



### KEY STATS

**Population (2021)** 6,486,201

**GDP per capita, PPP (Current intl \$)** \$8,420

**8.1**

**PREVALENCE OF MODERN SLAVERY**  
per 1,000 people

**52,000**

**NUMBER OF PEOPLE LIVING IN MODERN SLAVERY**

**52/100**

**VULNERABILITY TO MODERN SLAVERY**

**45/100**

**GOVERNMENT RESPONSE TO MODERN SLAVERY**

### The scale of modern slavery

According to the 2023 Global Slavery Index, an estimated 8.1 in every thousand people were in modern slavery in El Salvador at any point in 2021. In other words, 52,000 people experienced forced labour or forced marriage in El Salvador in 2021. In terms of prevalence of modern slavery, El Salvador ranks 31st globally and 3rd within the Americas.

**Figure 2.**  
Estimated number of people living in modern slavery across the Americas



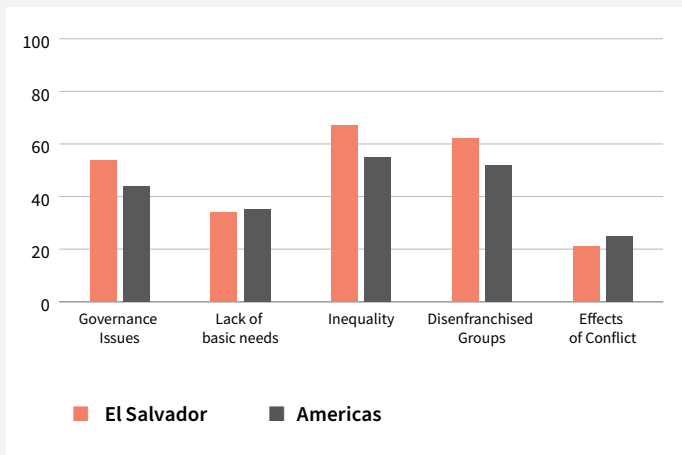
# Modern slavery in El Salvador

Global Slavery Index 2023  
Country Snapshot

## Vulnerability to modern slavery

How vulnerable a country's people are to modern slavery is dependent on a range of factors which reflect the strength of governance, access to basic needs, inequality, disenfranchised groups, and effects of conflict. On a scale of 0 to 100, with 100 being the highest vulnerability to modern slavery, El Salvador is rated as 52 and has above average vulnerability for the region. Vulnerability is highest in terms of inequality.

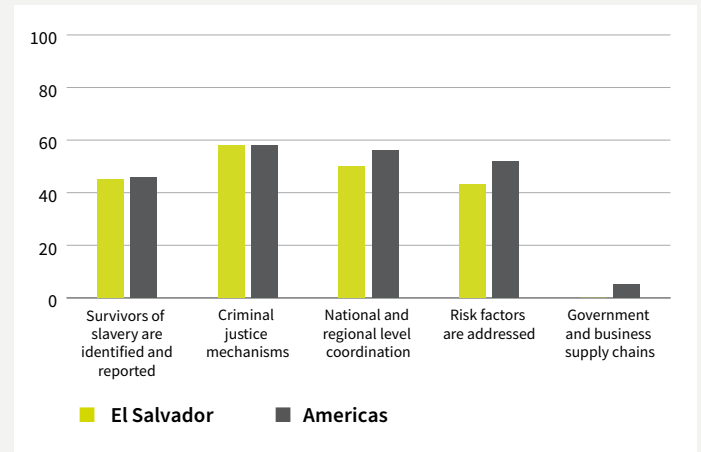
**Figure 3.** Vulnerability of El Salvador to modern slavery by dimension, compared to the regional average



## Government response to modern slavery

The government of El Salvador scored 45 out of 100 in their response to modern slavery. This places the government's response below the average regional response. Of the five areas of response assessed (milestones), the government has taken most action on effective criminal justice mechanisms and least action on addressing risk in government and business supply chains.

**Figure 4.** Government of El Salvador's responses to modern slavery by milestone, compared with the regional average



## Priority Recommendations for the government of El Salvador

- 1** Criminalise forced labour in line with international conventions.
- 2** Ensure support services are available for all victims of modern slavery, regardless of gender, age, nationality, or sexuality.
- 3** Enact legislation recognising that victims should not be treated as criminals for conduct that occurred while under control of their exploiter and ensure the law is enforced.



# Modern slavery in Guatemala

## Global Slavery Index 2023 Country Snapshot



**Figure 1.**  
Prevalence of modern slavery across the Americas



### KEY STATS

Population (2021) 17,915,567

GDP per capita, PPP (Current intl \$) \$8,853

**7.8**

PREVALENCE OF MODERN SLAVERY per 1,000 people

**140,000**

NUMBER OF PEOPLE LIVING IN MODERN SLAVERY

**57/100**

VULNERABILITY TO MODERN SLAVERY

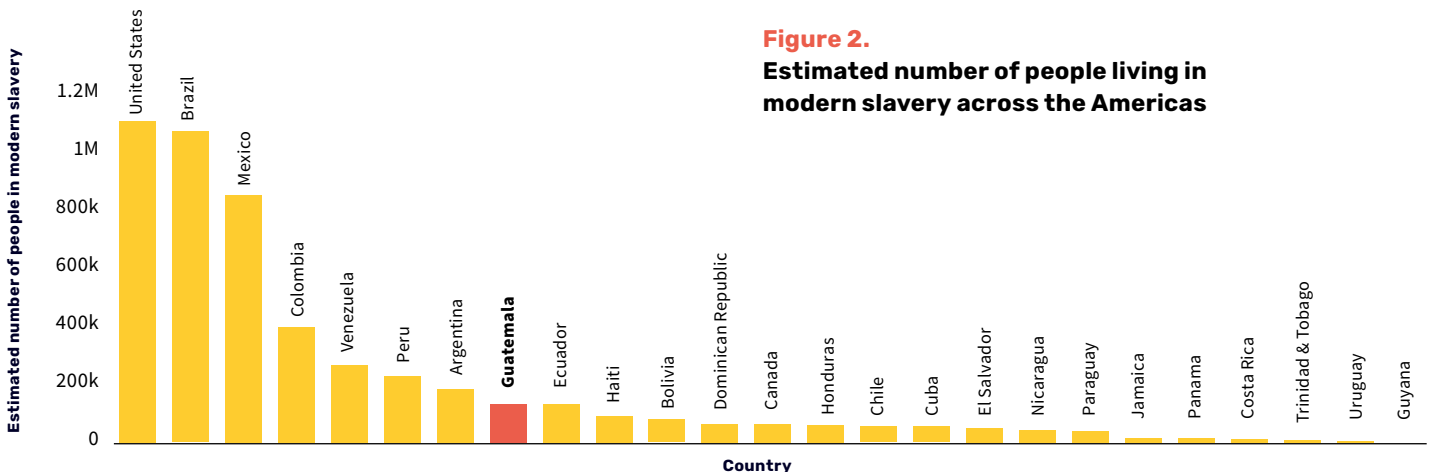
**47/100**

GOVERNMENT RESPONSE TO MODERN SLAVERY

### The scale of modern slavery

According to the 2023 Global Slavery Index, an estimated 7.8 in every thousand people were in modern slavery in Guatemala at any point in 2021. In other words, 140,000 people experienced forced labour or forced marriage in Guatemala in 2021. In terms of prevalence of modern slavery, Guatemala ranks 37th globally and 4th within the Americas.

**Figure 2.**  
Estimated number of people living in modern slavery across the Americas



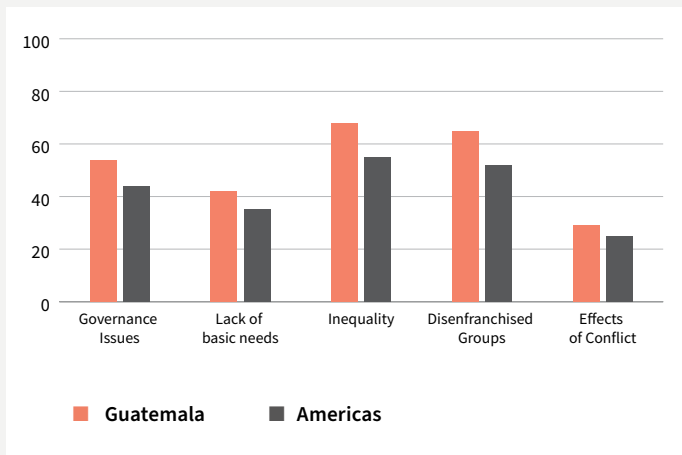
# Modern slavery in Guatemala

Global Slavery Index 2023  
Country Snapshot

## Vulnerability to modern slavery

How vulnerable a country's people are to modern slavery is dependent on a range of factors which reflect the strength of governance, access to basic needs, inequality, disenfranchised groups, and effects of conflict. On a scale of 0 to 100, with 100 being the highest vulnerability to modern slavery, w is rated as 57 and has above average vulnerability for the region. Vulnerability is highest in terms of inequality

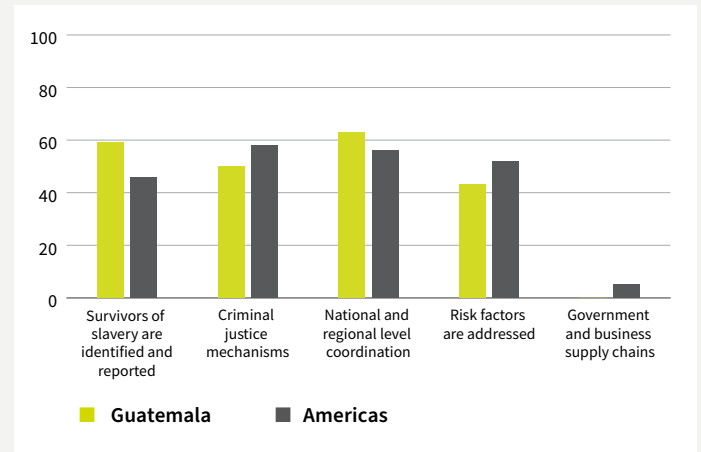
**Figure 3.** Vulnerability of Guatemala to modern slavery by dimension, compared to the regional average



## Government response to modern slavery

The government of Guatemala scored 47 out of 100 in their response to modern slavery. This places the government's response below the average regional response. Of the five areas of response assessed (milestones), the government has taken most action on national and regional coordination of the response to modern slavery and least action on addressing risk in government and business supply chains.

**Figure 4.** Government of Guatemala's responses to modern slavery by milestone, compared with the regional average



## Priority Recommendations for the government of Guatemala

- 1 Criminalise forced labour in line with international conventions.
- 2 Criminalise human trafficking in line with international conventions.
- 3 Ensure support services are available for all victims of modern slavery, regardless of gender, age, nationality, or sexuality.



# Modern slavery in Guyana

## Global Slavery Index 2023 Country Snapshot



**Figure 1.**  
Prevalence of modern slavery across the Americas



### KEY STATS

Population (2021) 786,559

GDP per capita, PPP (Current intl \$) \$19,703

**4.2**

PREVALENCE OF MODERN SLAVERY per 1,000 people

**3,000**

NUMBER OF PEOPLE LIVING IN MODERN SLAVERY

**41/100**

VULNERABILITY TO MODERN SLAVERY

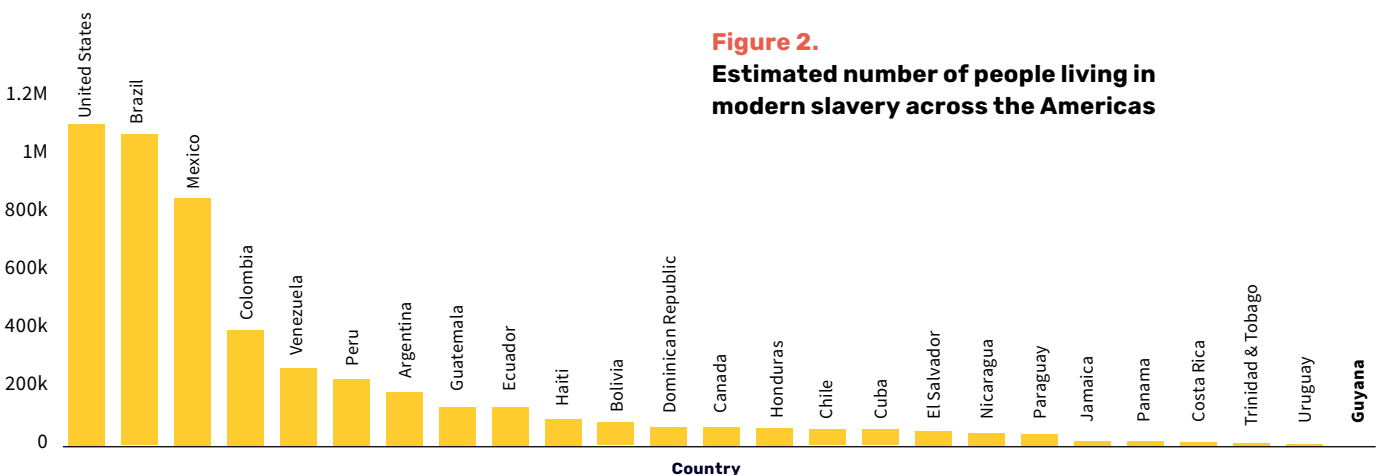
**51/100**

GOVERNMENT RESPONSE TO MODERN SLAVERY

### The scale of modern slavery

According to the 2023 Global Slavery Index, an estimated 4.2 in every thousand people were in modern slavery in Guyana at any point in 2021. In other words, 3,000 people experienced forced labour or forced marriage in Guyana in 2021. In terms of prevalence of modern slavery, Guyana ranks 103rd globally and 19th within the Americas.

Estimated number of people in modern slavery



**Figure 2.**  
Estimated number of people living in modern slavery across the Americas

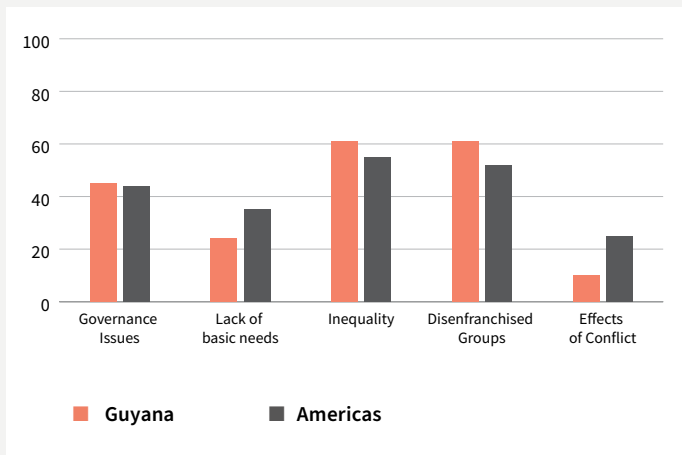
# Modern slavery in Guyana

Global Slavery Index 2023  
Country Snapshot

## Vulnerability to modern slavery

How vulnerable a country's people are to modern slavery is dependent on a range of factors which reflect the strength of governance, access to basic needs, inequality, disenfranchised groups, and effects of conflict. On a scale of 0 to 100, with 100 being the highest vulnerability to modern slavery, Guyana is rated as 41 and has below average vulnerability for the region. Vulnerability is highest in terms of disenfranchised groups.

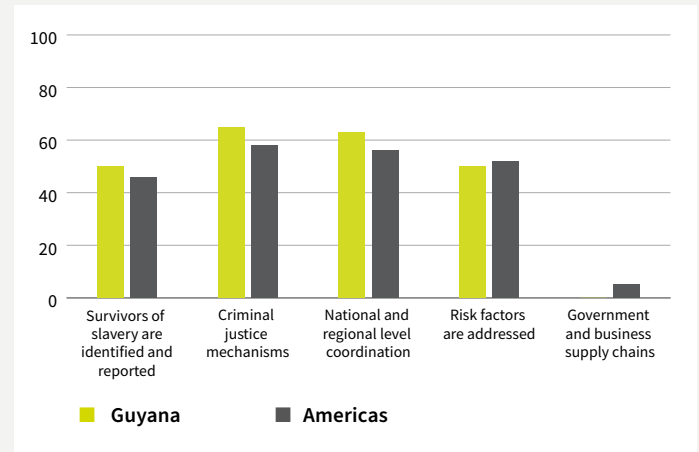
**Figure 3.**  
Vulnerability of Guyana to modern slavery by dimension, compared to the regional average



## Government response to modern slavery

The government of Guyana scored 29 out of 100 in their response to modern slavery. This places the government's response above the average regional response. Of the five areas of response assessed (milestones), the government has taken most action on effective criminal justice mechanisms and least action on addressing risk in government and business supply chains.

**Figure 4.**  
Government of Guyana's responses to modern slavery by milestone, compared with the regional average



## Priority Recommendations for the government of Guyana

- 1** Criminalise forced labour in line with international conventions.
- 2** Criminalise commercial sexual exploitation of children in line with international conventions.
- 3** Increase the legal age of marriage for males and females to 18 years without exceptions.



# Modern slavery in Honduras

## Global Slavery Index 2023 Country Snapshot



**Figure 1.**  
Prevalence of modern slavery across the Americas



### KEY STATS

Population (2021) 9,904,608

GDP per capita, PPP (Current intl \$) \$5,420

**7.0**

PREVALENCE OF  
MODERN SLAVERY  
per 1,000 people

**69,000**

NUMBER OF PEOPLE LIVING  
IN MODERN SLAVERY

**62/100**

VULNERABILITY TO  
MODERN SLAVERY

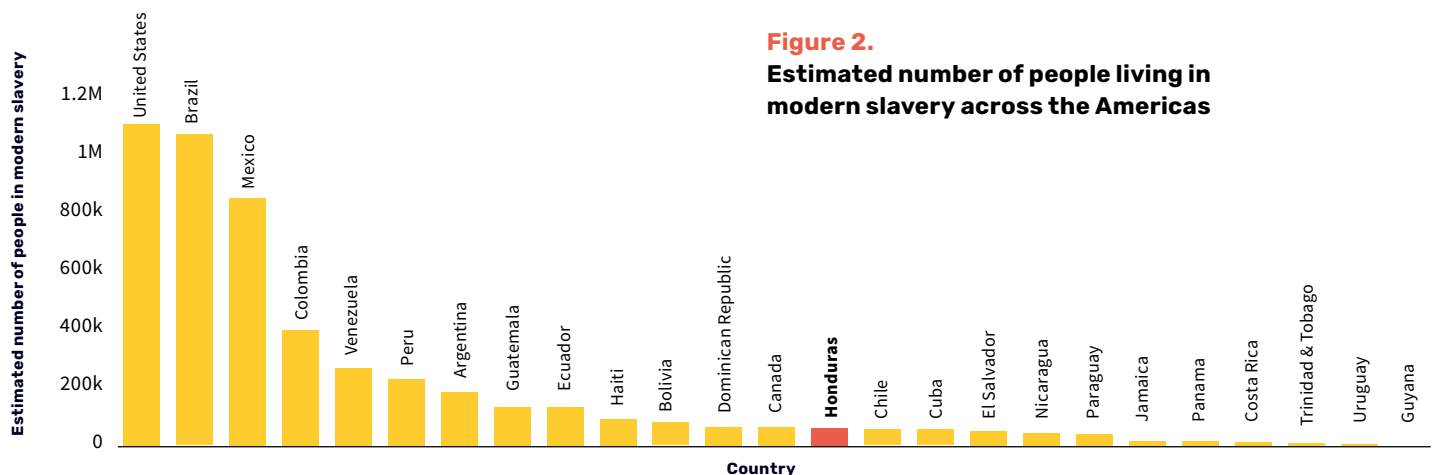
**47/100**

GOVERNMENT RESPONSE  
TO MODERN SLAVERY

### The scale of modern slavery

According to the 2023 Global Slavery Index, an estimated 7.0 in every thousand people were in modern slavery in Honduras at any point in 2021. In other words, 69,000 people experienced forced labour or forced marriage in Honduras in 2021. In terms of prevalence of modern slavery, Honduras ranks 58th globally and 11th within the Americas.

**Figure 2.**  
Estimated number of people living in modern slavery across the Americas



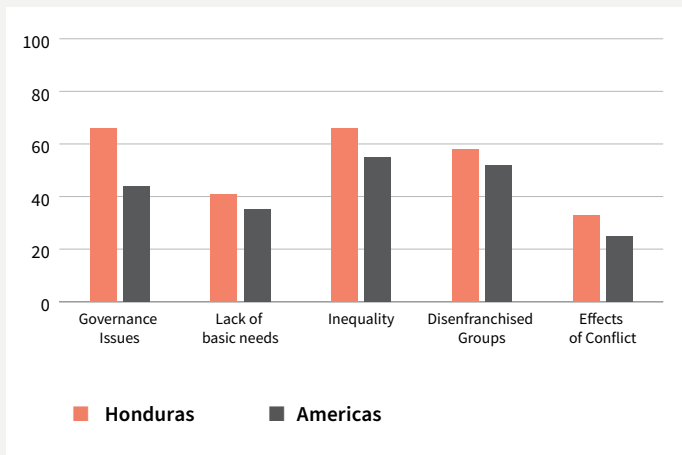
# Modern slavery in Honduras

Global Slavery Index 2023  
Country Snapshot

## Vulnerability to modern slavery

How vulnerable a country's people are to modern slavery is dependent on a range of factors which reflect the strength of governance, access to basic needs, inequality, disenfranchised groups, and effects of conflict. On a scale of 0 to 100, with 100 being the highest vulnerability to modern slavery, Honduras is rated as 62 and has above average vulnerability for the region. Vulnerability is highest in terms of inequality.

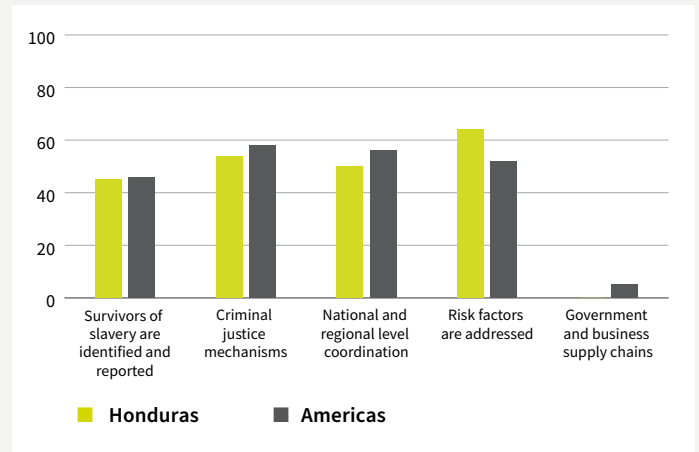
**Figure 3.** Vulnerability of Honduras to modern slavery by dimension, compared to the regional average



## Government response to modern slavery

The government of Honduras scored 47 out of 100 in their response to modern slavery. This places the government's response below the average regional response. Of the five areas of response assessed (milestones), the government has taken most action on addressing risk factors of modern slavery and least action on addressing risk in government and business supply chains.

**Figure 4.** Government of Honduras's responses to modern slavery by milestone, compared with the regional average



## Priority Recommendations for the government of Honduras

- 1 Criminalise forced labour in line with international conventions.
- 2 Criminalise human trafficking in line with international conventions.
- 3 Ensure support services are available for all victims of modern slavery, regardless of gender, age, nationality, or sexuality.

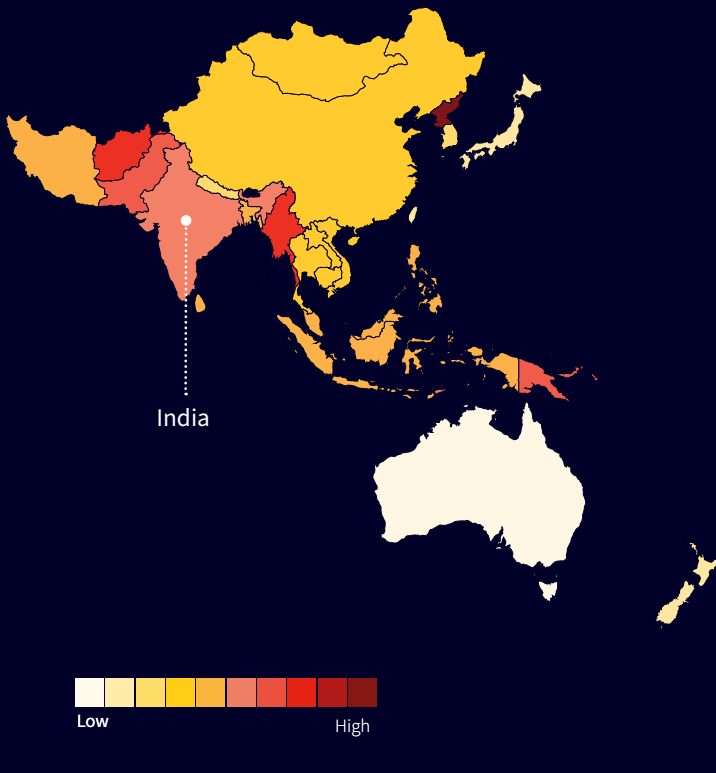


# Modern slavery in India

## Global Slavery Index 2023 Country Snapshot



**Figure 1.**  
Prevalence of modern slavery across Asia and the Pacific



### KEY STATS

**Population (2021)** 1,380,004,385

**GDP per capita, PPP (Current intl \$)** \$6,525

**8.0**

**PREVALENCE OF MODERN SLAVERY**  
per 1,000 people

**11,050,000**

**NUMBER OF PEOPLE LIVING IN MODERN SLAVERY**

**56/100**

**VULNERABILITY TO MODERN SLAVERY**

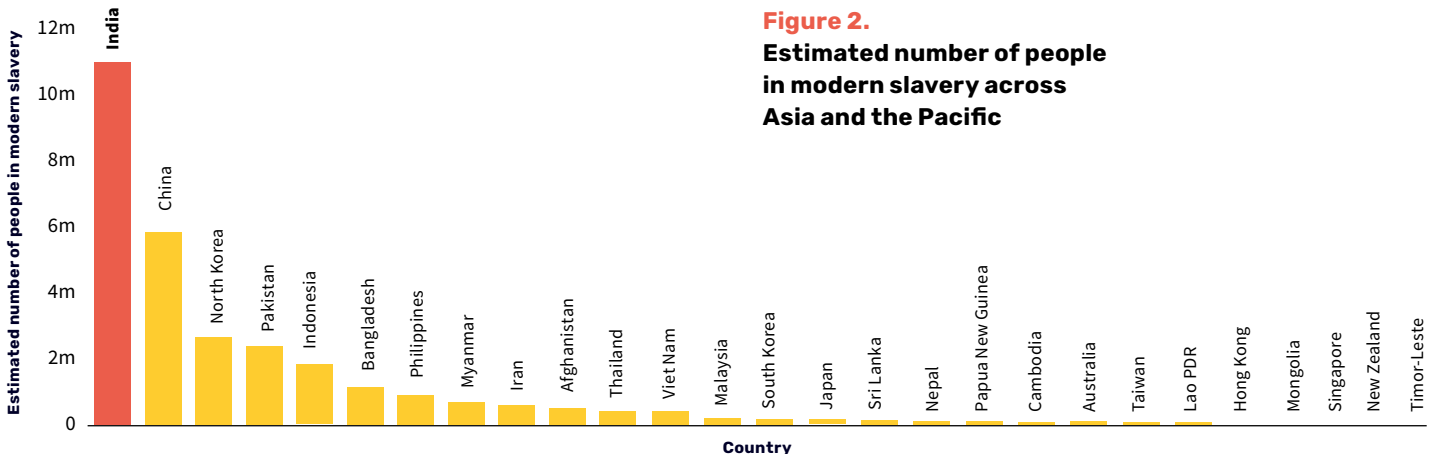
**46/100**

**GOVERNMENT RESPONSE TO MODERN SLAVERY**

### The scale of modern slavery

According to the 2023 Global Slavery Index, an estimated 8.0 in every thousand people were in modern slavery in India at any point in 2021. In other words, 11,050,000 people experienced forced labour or forced marriage in India in 2021. In terms of prevalence of modern slavery, India ranks 34th globally and 6th within Asia and the Pacific.

**Figure 2.**  
Estimated number of people in modern slavery across Asia and the Pacific



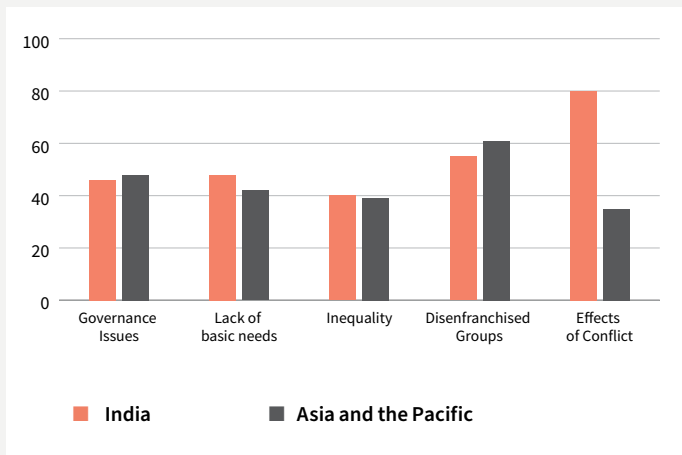
# Modern slavery in India

Global Slavery Index 2023  
Country Snapshot

## Vulnerability to modern slavery

How vulnerable a country's people are to modern slavery is dependent on a range of factors which reflect the strength of governance, access to basic needs, inequality, disenfranchised groups, and effects of conflict. On a scale of 0 to 100, with 100 being the highest vulnerability to modern slavery, India is rated as 56 and has above average vulnerability for the region. Vulnerability is highest in terms of effects of conflict.

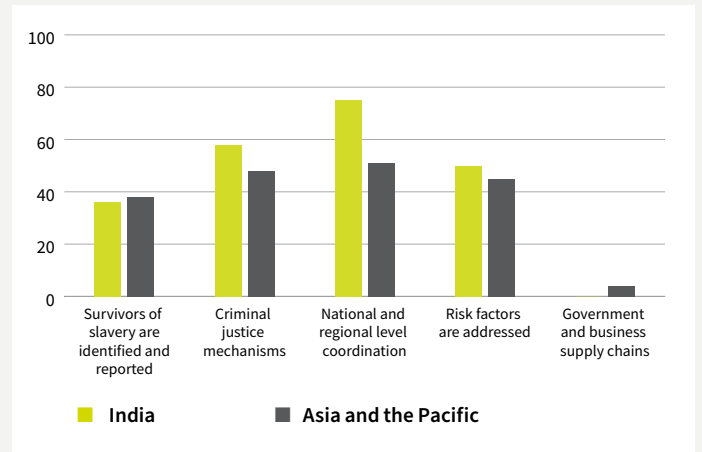
**Figure 3.** Vulnerability of India to modern slavery by dimension, compared to the regional average



## Government response to modern slavery

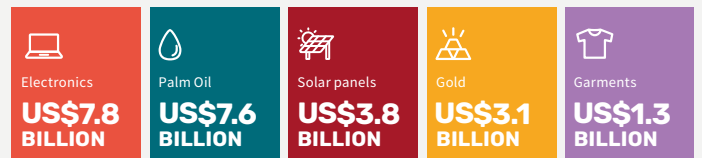
The government of India scored 46 out of 100 in their response to modern slavery. This places the government's response above the average regional response. Of the five areas of response assessed (milestones), the government has taken most action on national and regional coordination of the response to modern slavery and least action on addressing risk in government and business supply chains.

**Figure 4.** Government of India's responses to modern slavery by milestone, compared with the regional average



## Importing risk of modern slavery

India imported US\$23.6 billion worth of goods at-risk of modern slavery. This includes:



## Priority Recommendations for the government of India

- 1 Ensure support services are available for all victims of modern slavery, regardless of gender, age, nationality, or sexuality.
- 2 Enact legislation recognising that victims should not be treated as criminals for conduct that occurred while under control of their exploiter and ensure the law is enforced.
- 3 Enact and enforce laws that criminalise corruption in the public sector.

**THE GLOBAL SLAVERY INDEX 2023**

WALK FREE

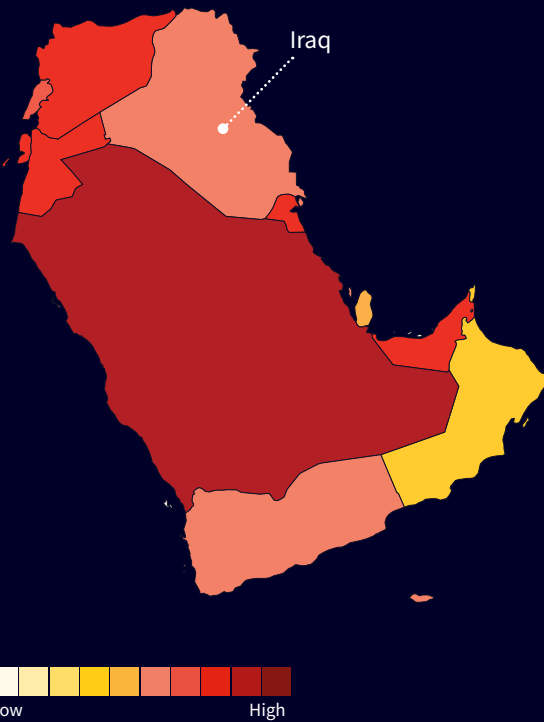
For more information on modern slavery, visit the Global Slavery Index 2023 website.

# Modern slavery in Iraq

## Global Slavery Index 2023 Country Snapshot



**Figure 1.**  
Prevalence of modern slavery across the Arab States



### KEY STATS

Population (2021) 40,222,503

GDP per capita, PPP (Current Intl \$) \$9,954

**5.5**

PREVALENCE OF  
MODERN SLAVERY  
per 1,000 people

**221,000**

NUMBER OF PEOPLE LIVING  
IN MODERN SLAVERY

**82/100**

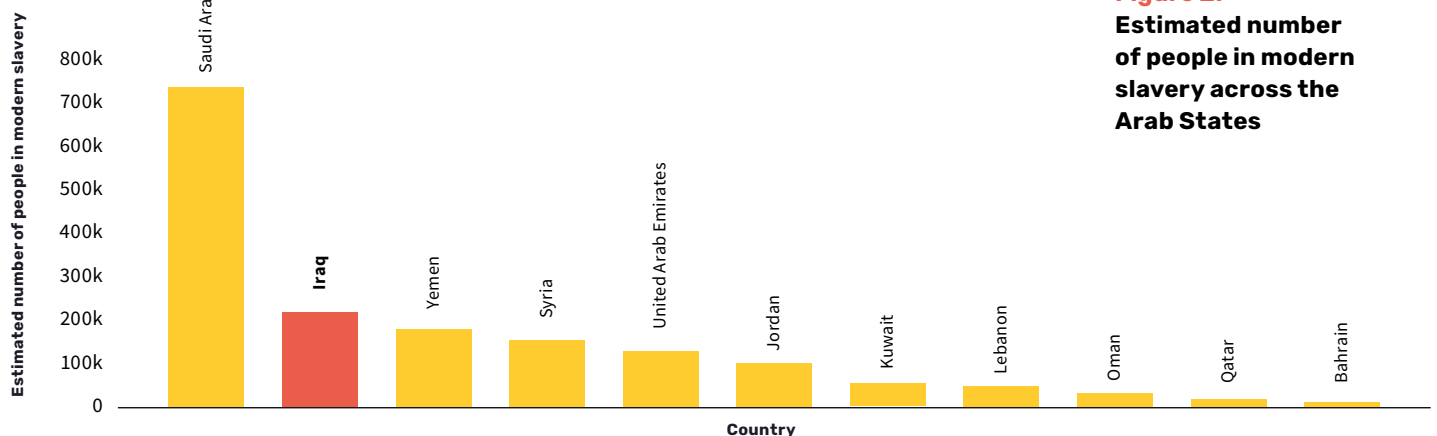
VULNERABILITY TO  
MODERN SLAVERY

**33/100**

GOVERNMENT RESPONSE  
TO MODERN SLAVERY

### The scale of modern slavery

According to the Global Slavery Index 2023, an estimated 5.5 in every thousand people were in modern slavery in Iraq at any point in 2021. In other words, 221,000 people experienced forced labour or forced marriage in Iraq in 2020. Iraq ranks 81st globally and 11th within the Arab States.



**Figure 2.**  
Estimated number of people in modern slavery across the Arab States

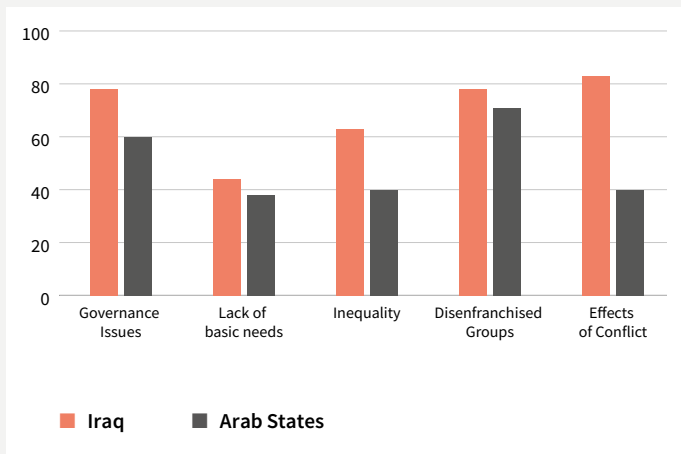
# Modern slavery in Iraq

Global Slavery Index 2023  
Country Snapshot

## Vulnerability to modern slavery

How vulnerable a country's people are to modern slavery is dependent on a range of factors which reflect the strength of governance, access to basic needs, inequality, disenfranchised groups, and effects of conflict. On a scale of 0 to 100, with 100 being the highest vulnerability to modern slavery, Iraq is rated as 82 and has above average vulnerability for the region. Vulnerability is highest in terms of effects of conflict.

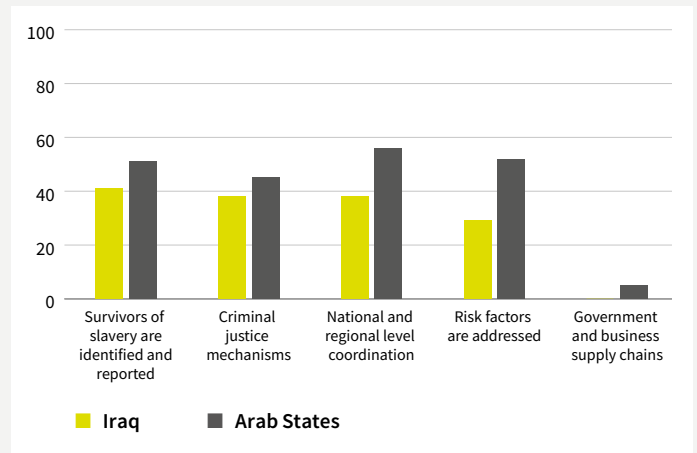
**Figure 3.** Vulnerability of Iraq to modern slavery by dimension of vulnerability, compared to the regional average



## Government response to modern slavery

The government of Iraq scored 33 out of 100 in their response to modern slavery. This places the government's response below the average regional response. Of the five areas of response assessed (milestones), the government has taken most action on identification and support of survivors and the least action on addressing risk in government and business supply chains.

**Figure 4.** Response of the government of Iraq to modern slavery by government response milestone, compared with the regional average



## Priority Recommendations for the government of Iraq:

- 1 Criminalise the use of children in armed conflict and ensure that laws are enforced and offenders are given proportionate sentences.
- 2 Criminalise forced labour in line with international conventions.
- 3 Criminalise human trafficking in line with international conventions.

**THE GLOBAL SLAVERY INDEX 2023**

**WALK FREE**

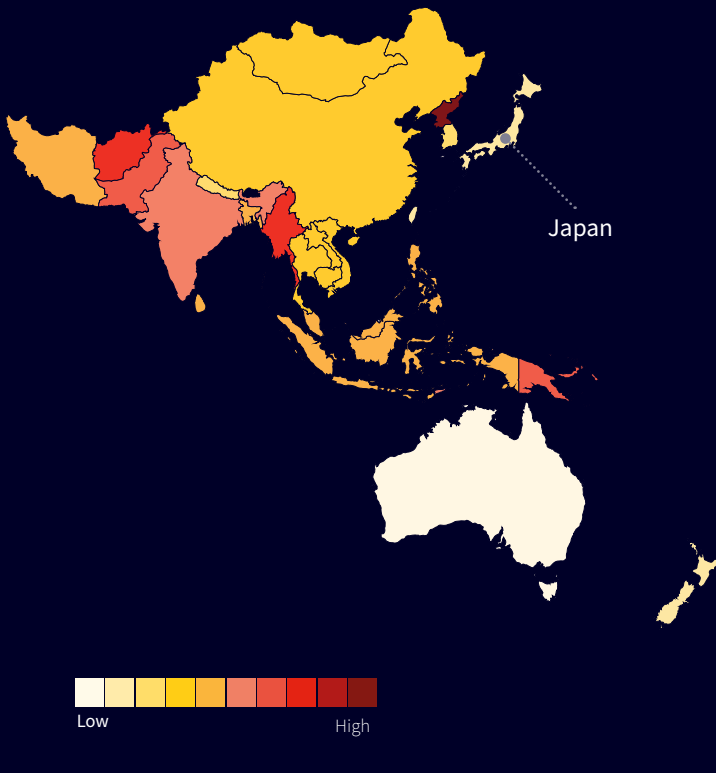
For more information on modern slavery, visit the Global Slavery Index 2023 website.

# Modern slavery in Japan

## Global Slavery Index 2023 Country Snapshot



**Figure 1.**  
Prevalence of modern slavery across Asia and the Pacific



### KEY STATS

**Population (2021)** 126,476,458

**GDP per capita, PPP (Current intl \$)** \$42,100

**1.1**

**PREVALENCE OF MODERN SLAVERY**  
per 1,000 people

**144,000**

**NUMBER OF PEOPLE LIVING IN MODERN SLAVERY**

**11/100**

**VULNERABILITY TO MODERN SLAVERY**

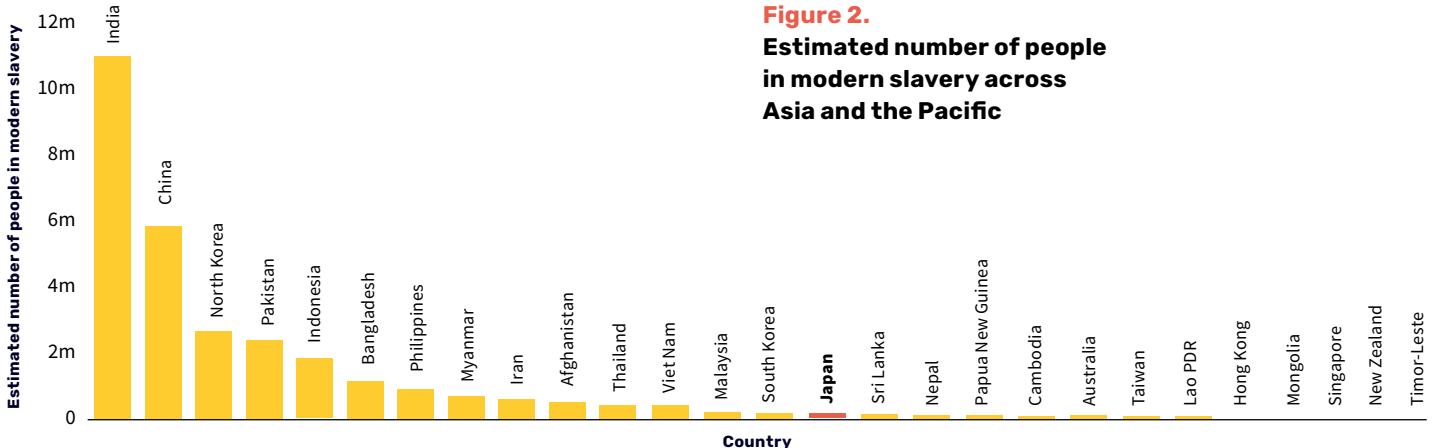
**44/100**

**GOVERNMENT RESPONSE TO MODERN SLAVERY**

### The scale of modern slavery

According to the 2023 Global Slavery Index, an estimated 1.1 in every thousand people were in modern slavery in Japan at any point in 2021. In other words, 144,000 people experienced forced labour or forced marriage in Japan in 2021. In terms of prevalence of modern slavery, Japan ranks 152nd globally and 27th within Asia and the Pacific.

**Figure 2.**  
Estimated number of people in modern slavery across Asia and the Pacific



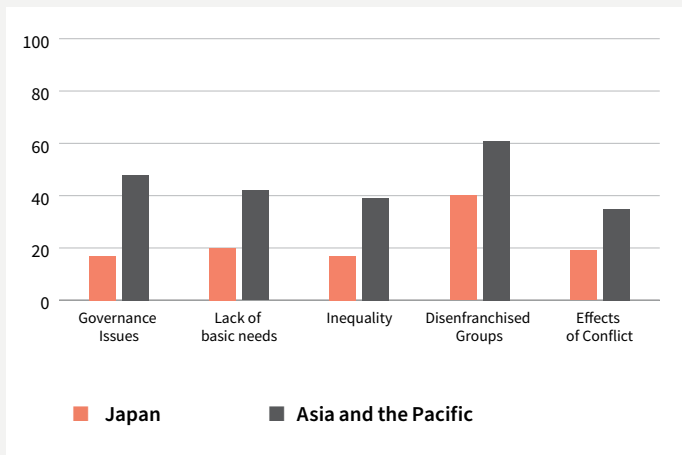
# Modern slavery in Japan

Global Slavery Index 2023  
Country Snapshot

## Vulnerability to modern slavery

How vulnerable a country's people are to modern slavery is dependent on a range of factors which reflect the strength of governance, access to basic needs, inequality, disenfranchised groups, and effects of conflict. On a scale of 0 to 100, with 100 being the highest vulnerability to modern slavery, Japan is rated as 11 and has below average vulnerability for the region. Vulnerability is highest in terms of disenfranchised groups.

**Figure 3.** Vulnerability of Japan to modern slavery by dimension, compared to the regional average



**THE GLOBAL SLAVERY INDEX 2023**

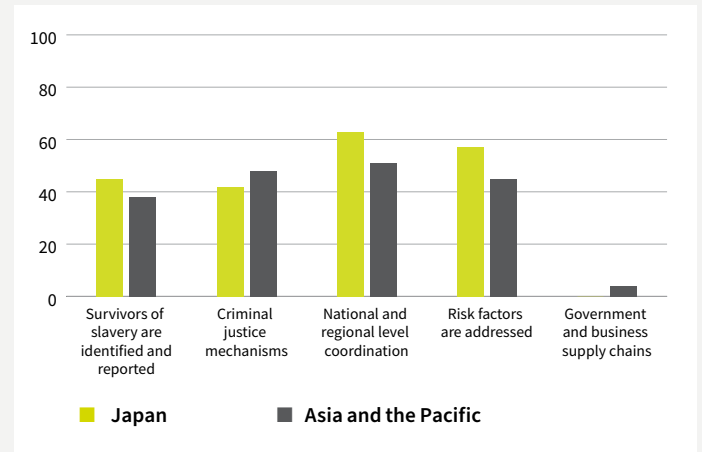
**WALK FREE**

For more information on modern slavery, visit the Global Slavery Index 2023 website.

## Government response to modern slavery

The government of Japan scored 44 out of 100 in their response to modern slavery. This places the government's response above the average regional response. Of the five areas of response assessed (milestones), the government has taken most action on national and regional coordination of the response to modern slavery and least action on addressing risk in government and business supply chains.

**Figure 4.** Government of Japan's responses to modern slavery by milestone, compared with the regional average



## Importing risk of modern slavery

Japan imported US\$53.1 billion worth of goods at-risk of modern slavery. This includes:



## Priority Recommendations for the government of Japan

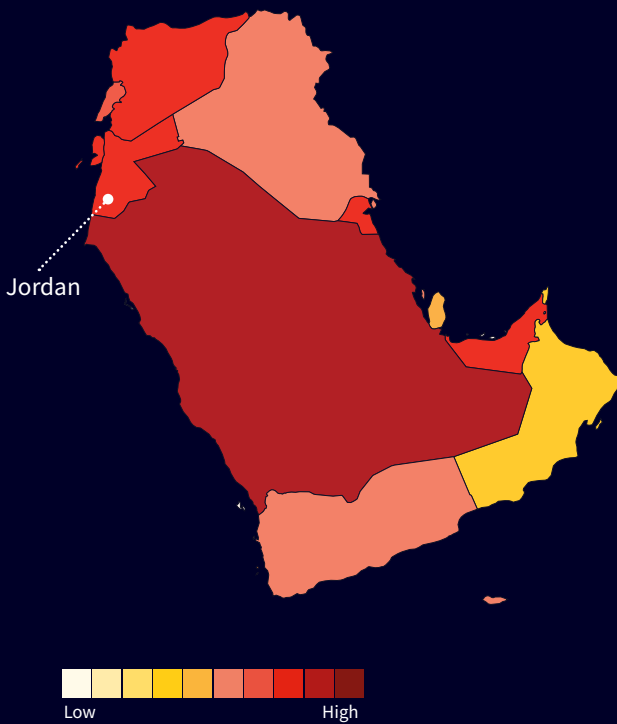
- 1 Increase the legal age of marriage for males and females to 18 years without exceptions.
- 2 Enact legislation recognising that victims should not be treated as criminals for conduct that occurred while under control of their exploiter and ensure the law is enforced.
- 3 Remove laws or policies that prevent or make it difficult for workers to leave abusive employers without risking loss of their visa, deportation, and/or loss of security deposits.

# Modern slavery in Jordan

## Global Slavery Index 2023 Country Snapshot



**Figure 1.**  
Prevalence of modern slavery across the Arab States



### KEY STATS

Population (2021) 10,203,140

GDP per capita, PPP (Current Intl \$) \$10,354

**10.0**

PREVALENCE OF MODERN SLAVERY per 1,000 people

**102,000**

NUMBER OF PEOPLE LIVING IN MODERN SLAVERY

**49/100**

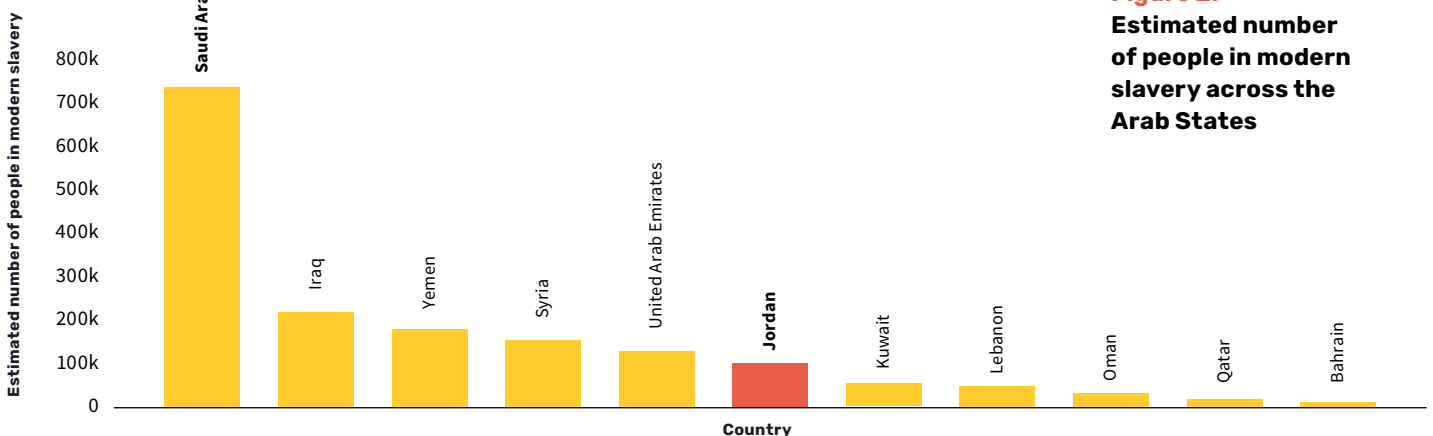
VULNERABILITY TO MODERN SLAVERY

**46/100**

GOVERNMENT RESPONSE TO MODERN SLAVERY

### The scale of modern slavery

According to the Global Slavery Index 2023, an estimated 10.0 in every thousand people were in modern slavery in Jordan at any point in 2021. In other words, 102,000 people experienced forced labour or forced marriage in Jordan in 2020. Jordan ranks 23rd globally and 4th within the Arab States.



**Figure 2.**  
Estimated number of people in modern slavery across the Arab States

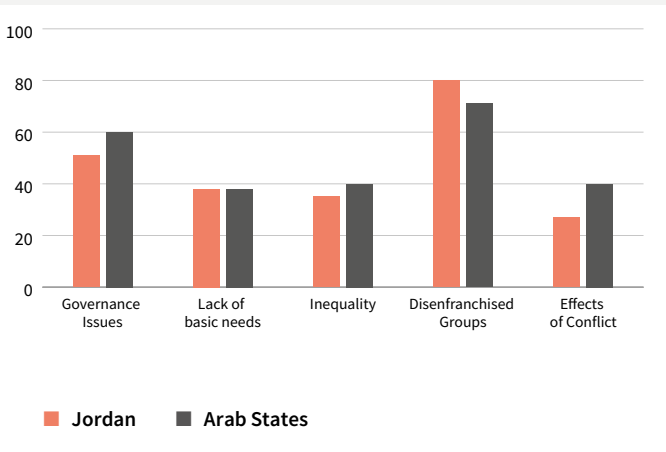
# Modern slavery in Jordan

Global Slavery Index 2023  
Country Snapshot

## Vulnerability to modern slavery

How vulnerable a country's people are to modern slavery is dependent on a range of factors which reflect the strength of governance, access to basic needs, inequality, disenfranchised groups, and effects of conflict. On a scale of 0 to 100, with 100 being the highest vulnerability to modern slavery, Jordan is rated as 49 and has below average vulnerability for the region. Vulnerability is highest in terms of disenfranchised groups.

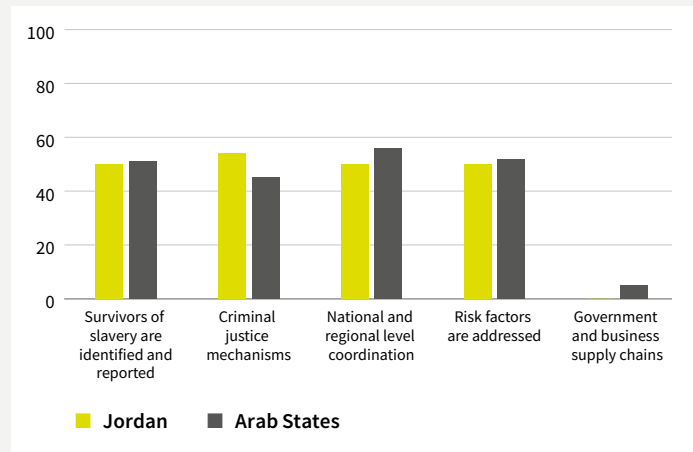
**Figure 3.** Vulnerability of Jordan to modern slavery by dimension of vulnerability, compared to the regional average



## Government response to modern slavery

The government of Jordan scored 46 out of 100 in their response to modern slavery. This places the government's response above the average regional response. Of the five areas of response assessed (milestones), the government has taken most action on effective criminal justice mechanisms and the least action on addressing risk in government and business supply chains.

**Figure 4.** Response of the government of Jordan to modern slavery by government response milestone, compared with the regional average



## Priority Recommendations for the government of Jordan:

- 1 Remove laws or policies that prevent or make it difficult for workers to leave abusive employers without risking loss of their visa, deportation, and/or loss of security deposits.
- 2 Criminalise forced labour in line with international conventions.
- 3 Criminalise commercial sexual exploitation of children in line with international conventions.

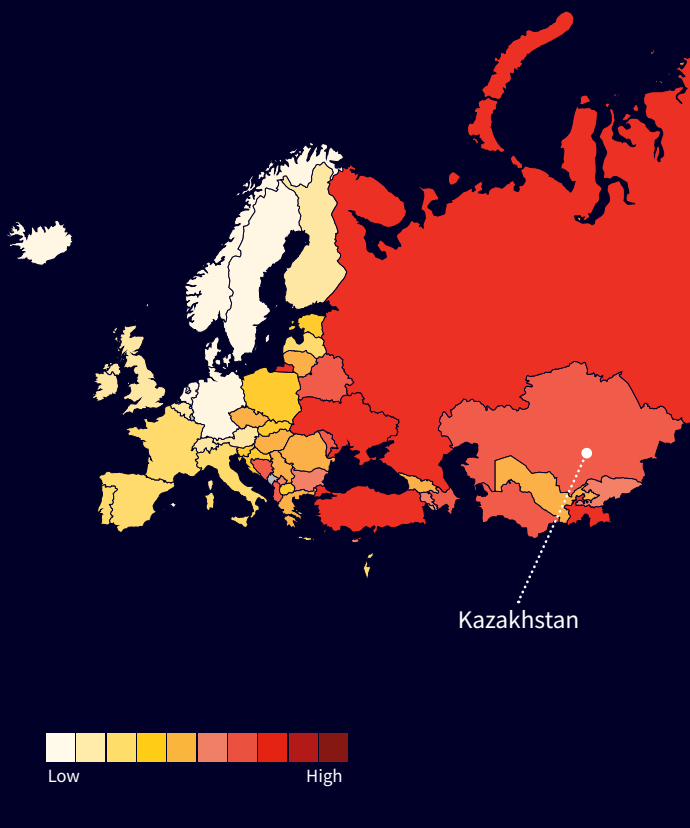


# Modern slavery in Kazakhstan

## Global Slavery Index 2023 Country Snapshot



**Figure 1.**  
Prevalence of modern slavery across Europe and Central Asia



### KEY STATS

Population (2021) 18,776,707

GDP per capita, PPP (Current Intl \$) \$26,750

**11.1**

PREVALENCE OF MODERN SLAVERY per 1,000 people

**208,000**

NUMBER OF PEOPLE LIVING IN MODERN SLAVERY

**42/100**

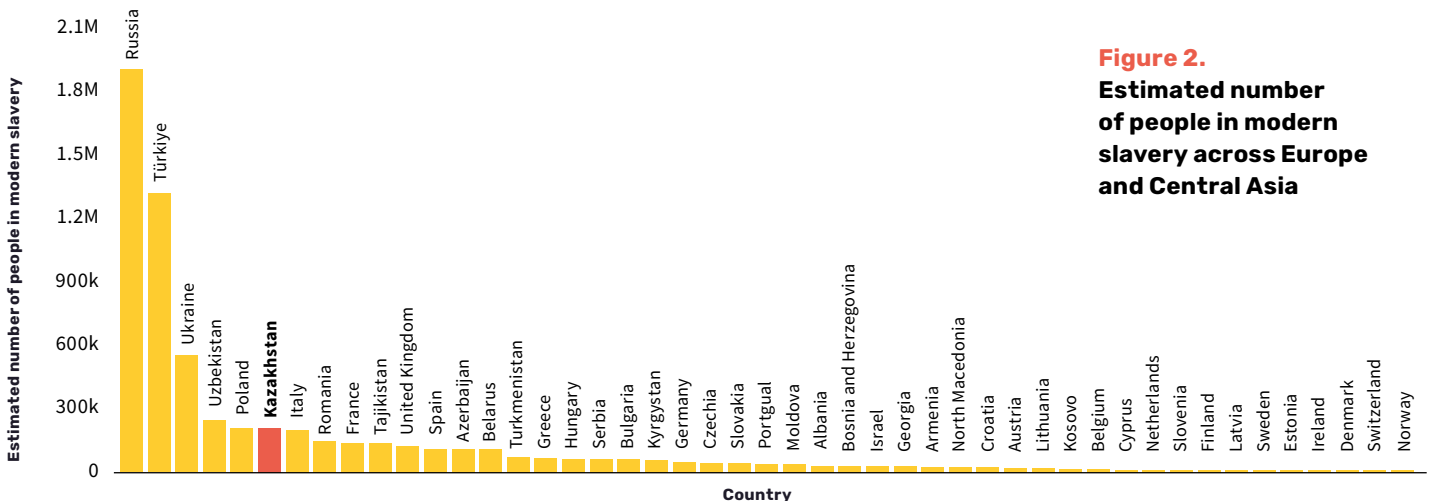
VULNERABILITY TO MODERN SLAVERY

**46/100**

GOVERNMENT RESPONSE TO MODERN SLAVERY

### The scale of modern slavery

According to the Global Slavery Index 2023, an estimated 11.1 in every thousand people were in modern slavery in Kazakhstan at any point in 2021. In other words, 208,000 people experienced forced labour or forced marriage in Kazakhstan in 2021. Kazakhstan ranks 17th globally and 9th within Europe and Central Asia.



**Figure 2.**  
Estimated number of people in modern slavery across Europe and Central Asia

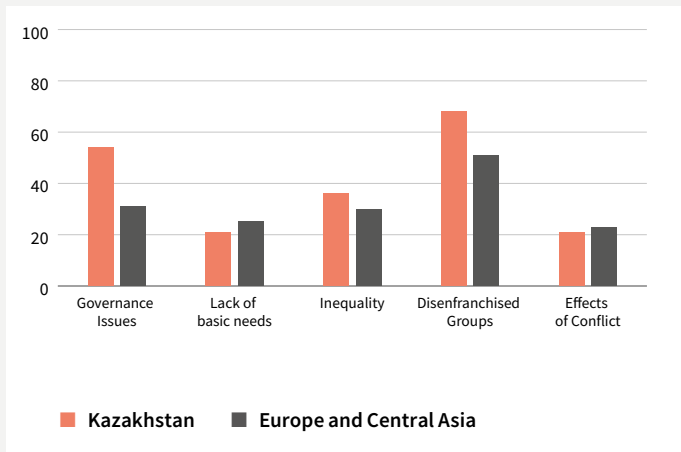
# Modern slavery in Kazakhstan

Global Slavery Index 2023  
Country Snapshot

## Vulnerability to modern slavery

How vulnerable a country's people are to modern slavery is dependent on a range of factors which reflect the strength of governance, access to basic needs, the level of inequality, disenfranchised groups, and effects of conflict. On a scale of 0 to 100, with 100 being the highest vulnerability to modern slavery, Kazakhstan is rated as 42 and has above average vulnerability for the region. Vulnerability is highest in terms of disenfranchised groups.

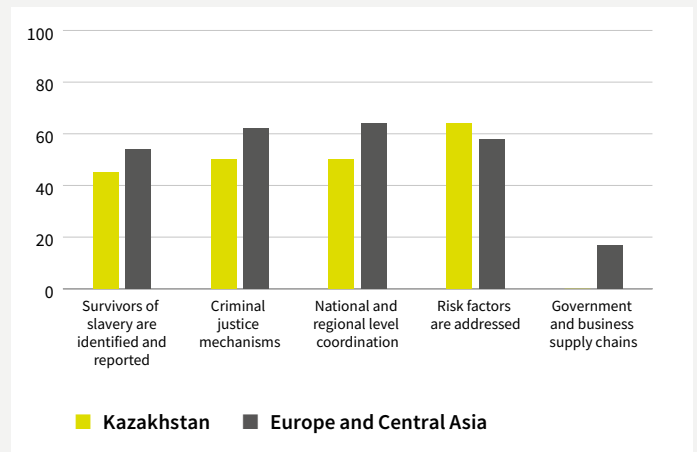
**Figure 3.**  
**Vulnerability of Kazakhstan to modern slavery by dimension of vulnerability, compared to the regional average**



## Government response to modern slavery

The government of Kazakhstan scored 46 out of 100 in their response to modern slavery. This places the government's response below the average regional response. Of the five areas of response assessed (milestones), the government has taken most action on addressing risk factors of modern slavery and the least action on addressing risk in government and business supply chains.

**Figure 4.**  
**Response of the government of Kazakhstan to modern slavery by government response milestone, compared with the regional average**



## Priority Recommendations for the government of Kazakhstan:

- 1** Criminalise human trafficking in line with international conventions.
- 2** Increase the legal age of marriage for males and females to 18 years without exceptions.
- 3** Ensure support services are available for all victims of modern slavery, regardless of gender, age, nationality, or sexuality.

**THE GLOBAL SLAVERY INDEX 2023**

**WALK FREE**

For more information on modern slavery, visit the Global Slavery Index 2023 website.

# Modern slavery in Kuwait

## Global Slavery Index 2023 Country Snapshot



**Figure 1.**  
Prevalence of modern slavery across the Arab States



### KEY STATS

Population (2021) 4,270,563

GDP per capita, PPP (Current Intl \$) \$47,303

**13.0**

PREVALENCE OF MODERN SLAVERY per 1,000 people

**55,000**

NUMBER OF PEOPLE LIVING IN MODERN SLAVERY

**39/100**

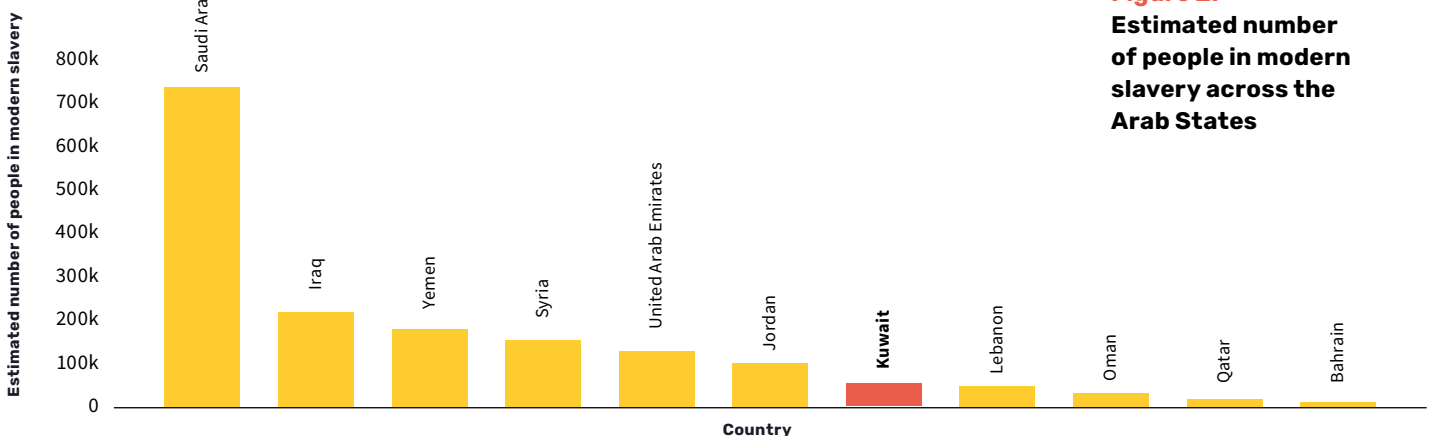
VULNERABILITY TO MODERN SLAVERY

**37/100**

GOVERNMENT RESPONSE TO MODERN SLAVERY

### The scale of modern slavery

According to the Global Slavery Index 2023, an estimated 13.0 in every thousand people were in modern slavery in Kuwait at any point in 2021. In other words, 55,000 people experienced forced labour or forced marriage in Kuwait in 2020. Kuwait ranks 10th globally and 3rd within the Arab States.



**Figure 2.**  
Estimated number of people in modern slavery across the Arab States

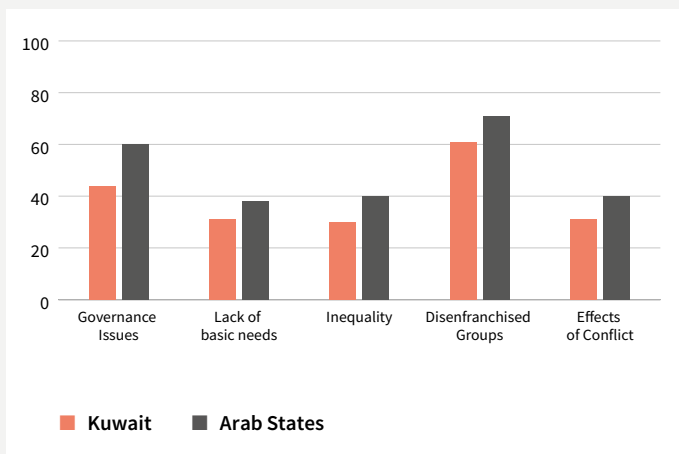
# Modern slavery in Kuwait

Global Slavery Index 2023  
Country Snapshot

## Vulnerability to modern slavery

How vulnerable a country's people are to modern slavery is dependent on a range of factors which reflect the strength of governance, access to basic needs, inequality, disenfranchised groups, and effects of conflict. On a scale of 0 to 100, with 100 being the highest vulnerability to modern slavery, Kuwait is rated as 39 and has below average vulnerability for the region. Vulnerability is highest in terms of disenfranchised groups.

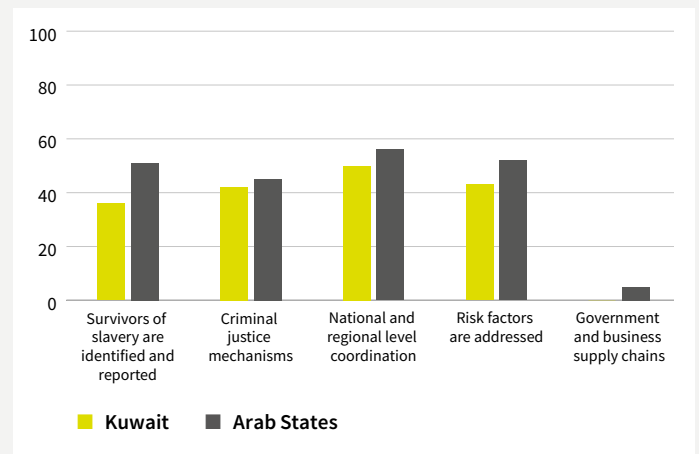
**Figure 3.**  
Vulnerability of Kuwait to modern slavery by dimension of vulnerability, compared to the regional average



## Government response to modern slavery

The government of Kuwait scored 37 out of 100 in their response to modern slavery. This places the government's response below the average regional response. Of the five areas of response assessed (milestones), the government has taken most action on national and regional coordination of the response to modern slavery and the least action on addressing risk in government and business supply chains.

**Figure 4.**  
Response of the government of Kuwait to modern slavery by government response milestone, compared with the regional average



## Priority Recommendations for the government of Kuwait:

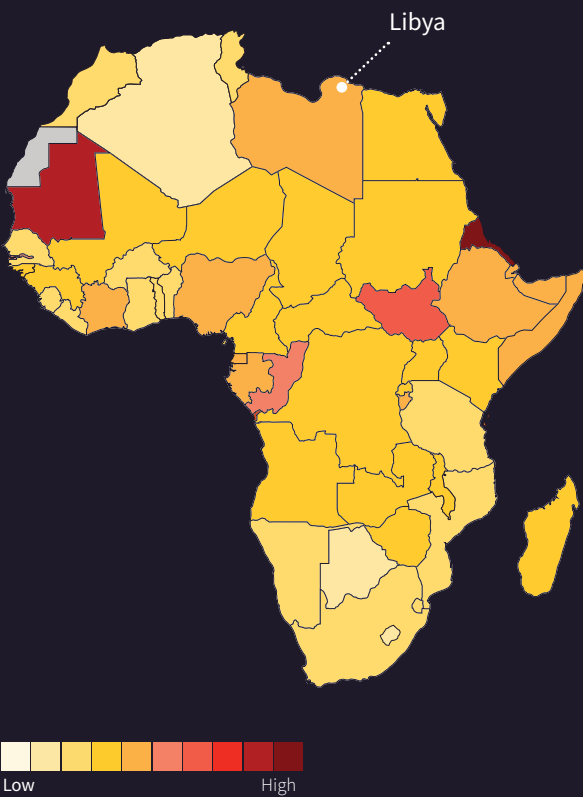
- 1 Remove laws or policies that prevent or make it difficult for workers to leave abusive employers without risking loss of their visa, deportation, and/or loss of security deposits.
- 2 Criminalise forced labour in line with international conventions.
- 3 Criminalise commercial sexual exploitation of children in line with international conventions.

# Modern slavery in Libya

## Global Slavery Index 2023 Country Snapshot



**Figure 1.**  
Estimated prevalence of modern slavery across Africa



### KEY STATS

Population (2021) 6,871,287

GDP per capita, PPP (Current intl)

**6.8**

PREVALENCE OF MODERN SLAVERY per 1,000 people

**47,000**

NUMBER OF PEOPLE LIVING IN MODERN SLAVERY

**80/100**

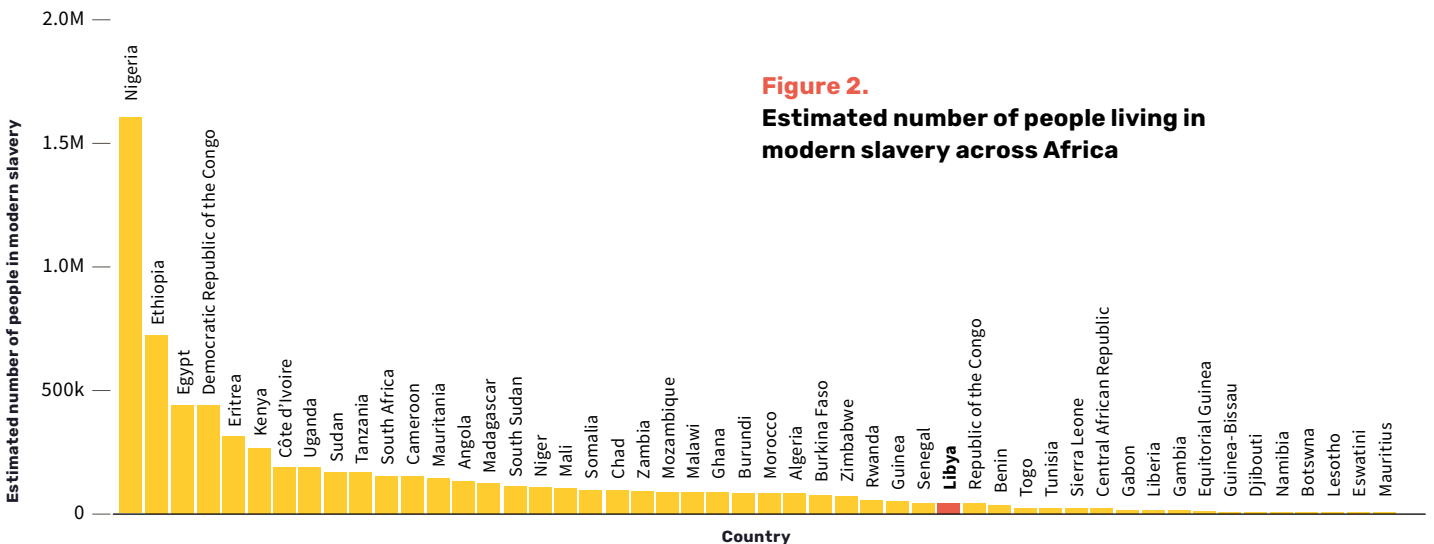
VULNERABILITY TO MODERN SLAVERY

**10/100**

GOVERNMENT RESPONSE TO MODERN SLAVERY

### The scale of modern slavery

According to the 2023 Global Slavery Index, an estimated 6.8 in every thousand people were in modern slavery in Libya at any point in 2021. In other words, 47,000 people experienced forced labour or forced marriage in Libya in 2021. In terms of prevalence of modern slavery, Libya ranks 59th globally and 11th within Africa.



**Figure 2.**  
Estimated number of people living in modern slavery across Africa

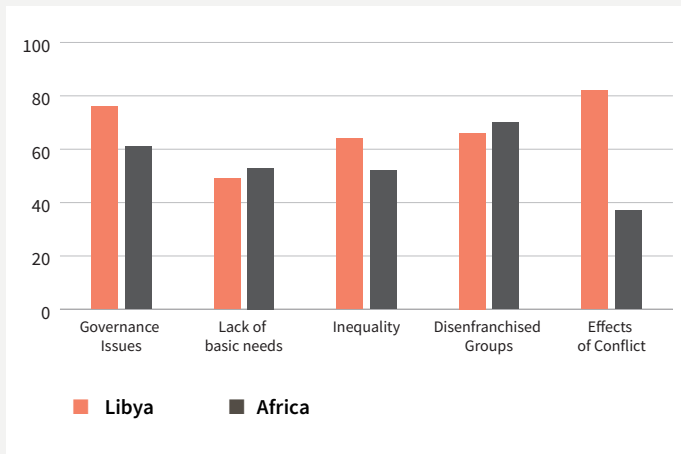
# Modern slavery in Libya

Global Slavery Index 2023  
Country Snapshot

## Vulnerability to modern slavery

How vulnerable a country's people are to modern slavery is dependent on a range of factors which reflect the strength of governance, access to basic needs, inequality, disenfranchised groups, and effects of conflict. On a scale of 0 to 100, with 100 being the highest vulnerability, Liberia is rated as 80 and has above average vulnerability for the region. Vulnerability is highest in terms of effects of conflict.

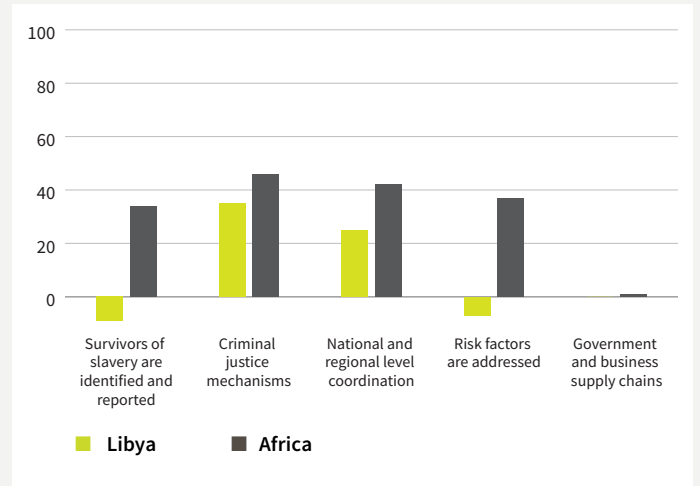
**Figure 3.**  
Vulnerability of Libya to modern slavery by dimension, compared to the regional average



## Government response to modern slavery

The government of Libya scored 10 out of 100 in their response to modern slavery. This places the government's response below the average regional response. Of the five areas of response assessed (milestones), the government has taken most action on effective criminal justice mechanisms and the least action on identification and support of survivors.

**Figure 4.**  
Government of Libya's responses to modern slavery by milestone, compared with the regional average



## Priority Recommendations for the government of Libya

- 1 Immediately end state-imposed forced labour in migrant detention centres and cease the use of compulsory labour as a punishment for holding views opposed to the established political, social, or economic system by amending various provisions under the Publications Act No. 76 of 1972.
- 2 Criminalise the use of children in armed conflict and ensure that laws are enforced and offenders are given proportionate sentences.
- 3 Criminalise human trafficking in line with international conventions.

**THE GLOBAL SLAVERY INDEX 2023**

**WALK FREE**

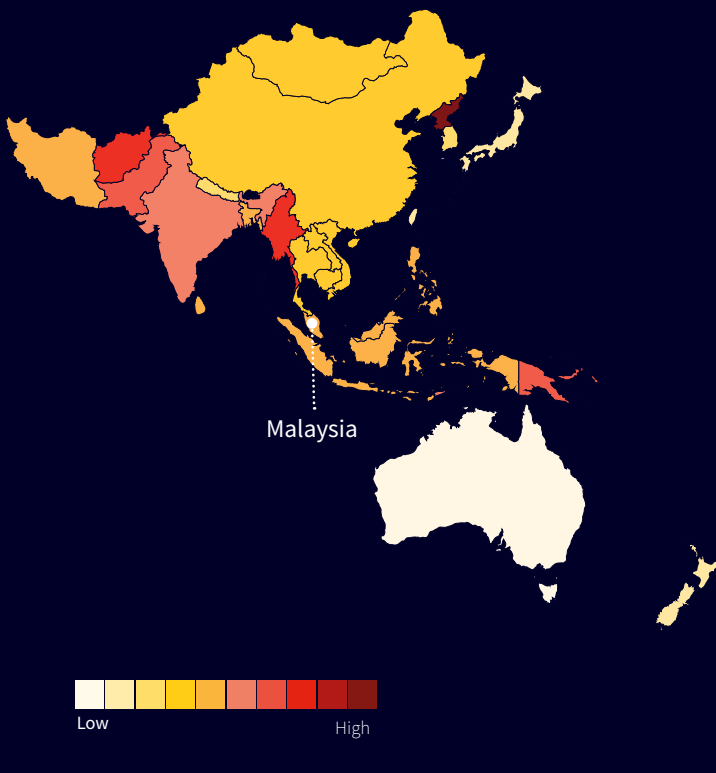
For more information on modern slavery, visit the Global Slavery Index 2023 website.

# Modern slavery in Malaysia

## Global Slavery Index 2023 Country Snapshot



**Figure 1.**  
Prevalence of modern slavery across Asia and the Pacific



### KEY STATS

Population (2021) 32,365,998

GDP per capita, PPP (Current intl \$) \$27,921

**6.3**

PREVALENCE OF MODERN SLAVERY per 1,000 people

**202,000**

NUMBER OF PEOPLE LIVING IN MODERN SLAVERY

**37/100**

VULNERABILITY TO MODERN SLAVERY

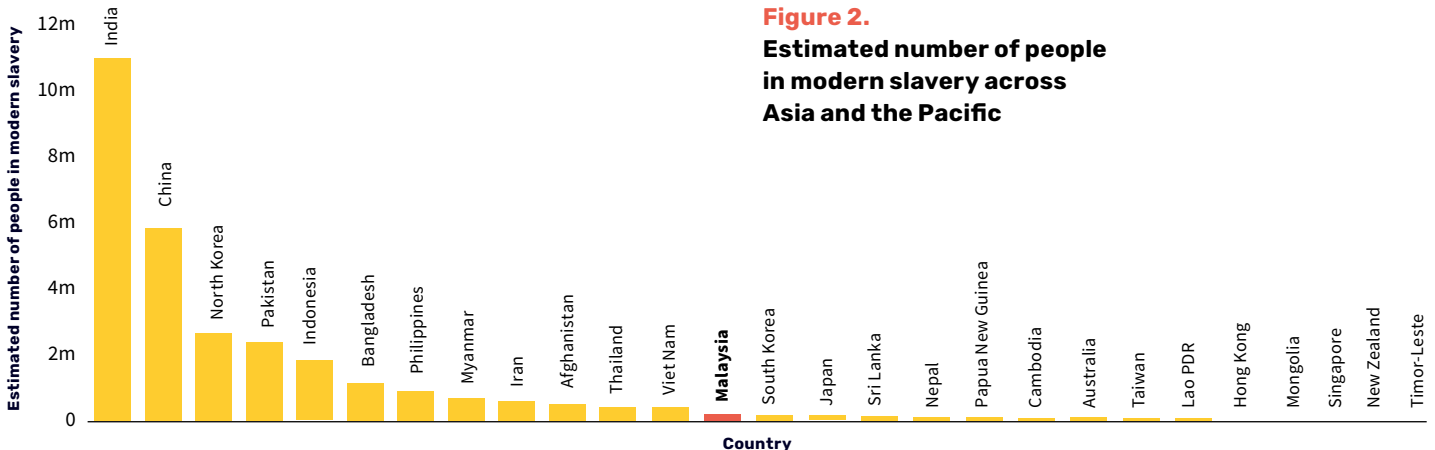
**45/100**

GOVERNMENT RESPONSE TO MODERN SLAVERY

### The scale of modern slavery

According to the 2023 Global Slavery Index, an estimated 6.3 in every thousand people were in modern slavery in Malaysia at any point in 2021. In other words, 202,000 people experienced forced labour or forced marriage in Malaysia in 2021. In terms of prevalence of modern slavery, Malaysia ranks 72nd globally and 12th within Asia and the Pacific.

**Figure 2.**  
Estimated number of people in modern slavery across Asia and the Pacific



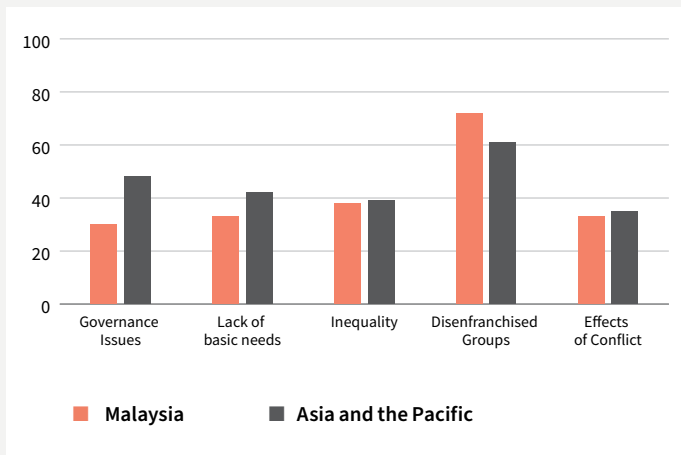
# Modern slavery in Malaysia

Global Slavery Index 2023  
Country Snapshot

## Vulnerability to modern slavery

How vulnerable a country's people are to modern slavery is dependent on a range of factors which reflect the strength of governance, access to basic needs, inequality, disenfranchised groups, and effects of conflict. On a scale of 0 to 100, with 100 being the highest vulnerability to modern slavery, Malaysia is rated as 37 and has below average vulnerability for the region. Vulnerability is highest in terms of disenfranchised groups.

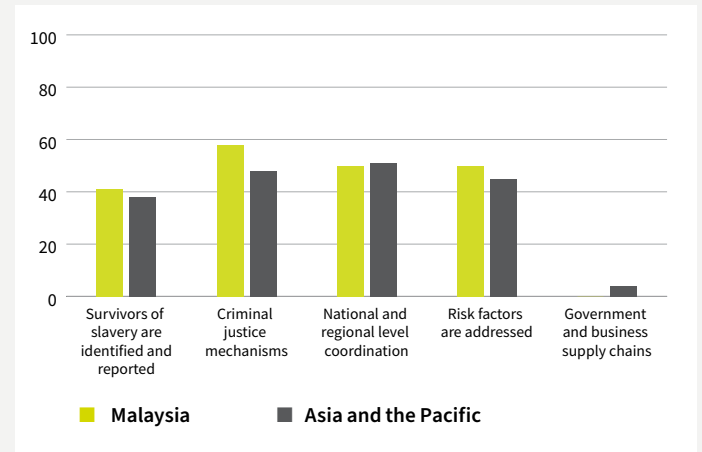
**Figure 3.**  
Vulnerability of Malaysia to modern slavery by dimension, compared to the regional average



## Government response to modern slavery

The government of Malaysia scored 45 out of 100 in their response to modern slavery. This places the government's response above the average regional response. Of the five areas of response assessed (milestones), the government has taken most action on effective criminal justice mechanisms and least action on addressing risk in government and business supply chains.

**Figure 4.**  
Government of Malaysia's responses to modern slavery by milestone, compared with the regional average



## Priority Recommendations for the government of Malaysia

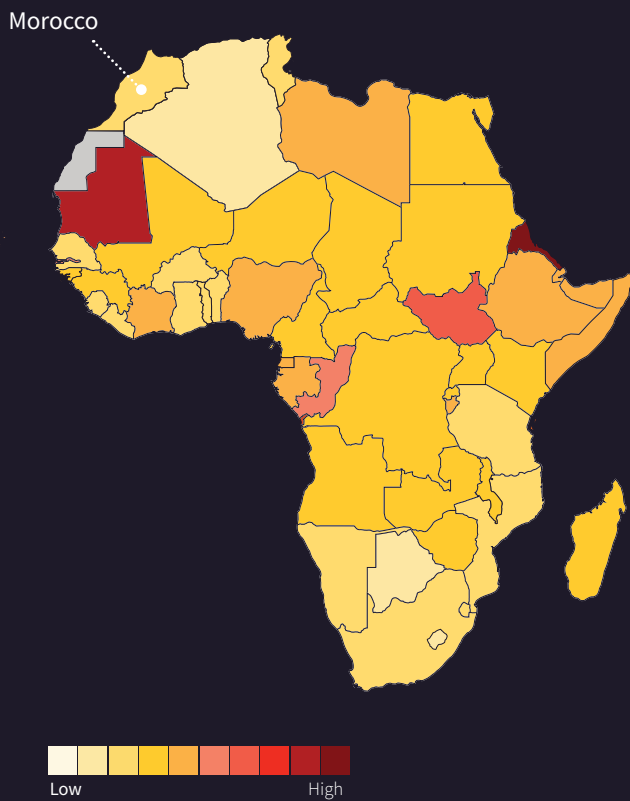
- 1 Increase the legal age of marriage for males and females to 18 years without exceptions.
- 2 Enact legislation recognising that victims should not be treated as criminals for conduct that occurred while under control of their exploiter and ensure the law is enforced.
- 3 Develop and promote the use of clear national guidelines for identifying and screening victims for all first responders.

# Modern slavery in Morocco

## Global Slavery Index 2023 Country Snapshot



**Figure 1.**  
Estimated prevalence of modern slavery across Africa



### KEY STATS

**Population (2021)** 36,910,558

**GDP per capita, PPP (Current intl \$)** \$7,369

**2.3**

**PREVALENCE OF MODERN SLAVERY**  
per 1,000 people

**85,000**

**NUMBER OF PEOPLE LIVING IN MODERN SLAVERY**

**44/100**

**VULNERABILITY TO MODERN SLAVERY**

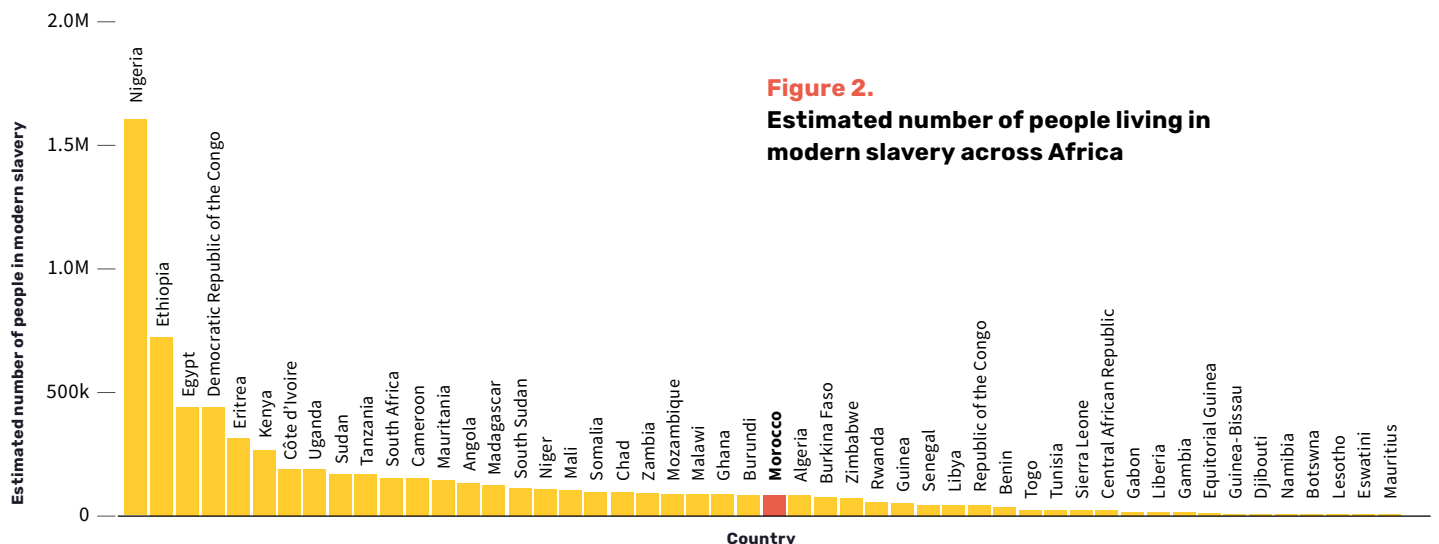
**40/100**

**GOVERNMENT RESPONSE TO MODERN SLAVERY**

### The scale of modern slavery

According to the 2023 Global Slavery Index, an estimated 2.3 in every thousand people were in modern slavery in Morocco at any point in 2021. In other words, 85,000 people experienced forced labour or forced marriage in Morocco in 2021. In terms of prevalence of modern slavery, Morocco ranks 137th globally and 46th within Africa.

**Figure 2.**  
Estimated number of people living in modern slavery across Africa



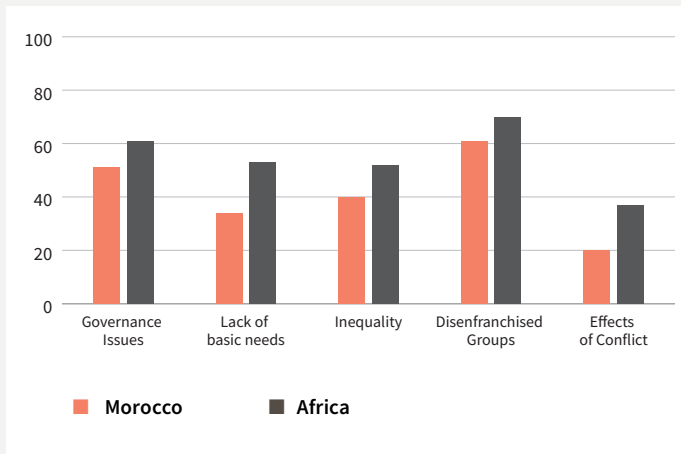
# Modern slavery in Morocco

Global Slavery Index 2023  
Country Snapshot

## Vulnerability to modern slavery

How vulnerable a country's people are to modern slavery is dependent on a range of factors which reflect the strength of governance, access to basic needs, inequality, disenfranchised groups, and effects of conflict. On a scale of 0 to 100, with 100 being the highest vulnerability, Morocco is rated as 44 and has below average vulnerability for the region. Vulnerability is highest in terms of disenfranchised groups.

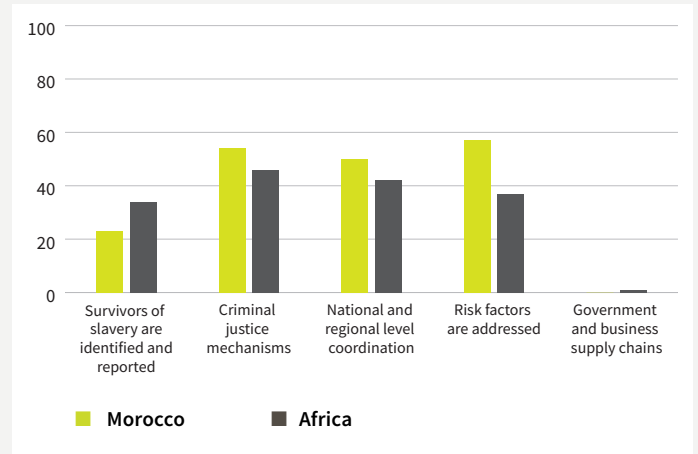
**Figure 3.**  
Vulnerability of Morocco to modern slavery by dimension, compared to the regional average



## Government response to modern slavery

The government of Morocco scored 40 out of 100 in their response to modern slavery. This places the government's response below the average regional response. Of the five areas of response assessed (milestones), the government has taken most action on addressing risk factors of modern slavery and the least action on addressing risk in government and business supply chains.

**Figure 4.**  
Government of Morocco's responses to modern slavery by milestone, compared with the regional average



## Priority Recommendations for the government of Morocco

- 1 Criminalise commercial sexual exploitation of children in line with international conventions.
- 2 Increase the legal age of marriage for males and females to 18 years without exceptions.
- 3 Develop and promote the use of clear national guidelines for identifying and screening victims for all first responders.

**THE GLOBAL SLAVERY INDEX 2023**

**WALK FREE**

For more information on modern slavery, visit the Global Slavery Index 2023 website.

# Modern slavery in Nicaragua

## Global Slavery Index 2023 Country Snapshot



**Figure 1.**  
Prevalence of modern slavery across the Americas



### KEY STATS

Population (2021) 6,624,554

GDP per capita, PPP (Current intl \$) \$5,574

**7.3**

PREVALENCE OF MODERN SLAVERY per 1,000 people

**49,000**

NUMBER OF PEOPLE LIVING IN MODERN SLAVERY

**54/100**

VULNERABILITY TO MODERN SLAVERY

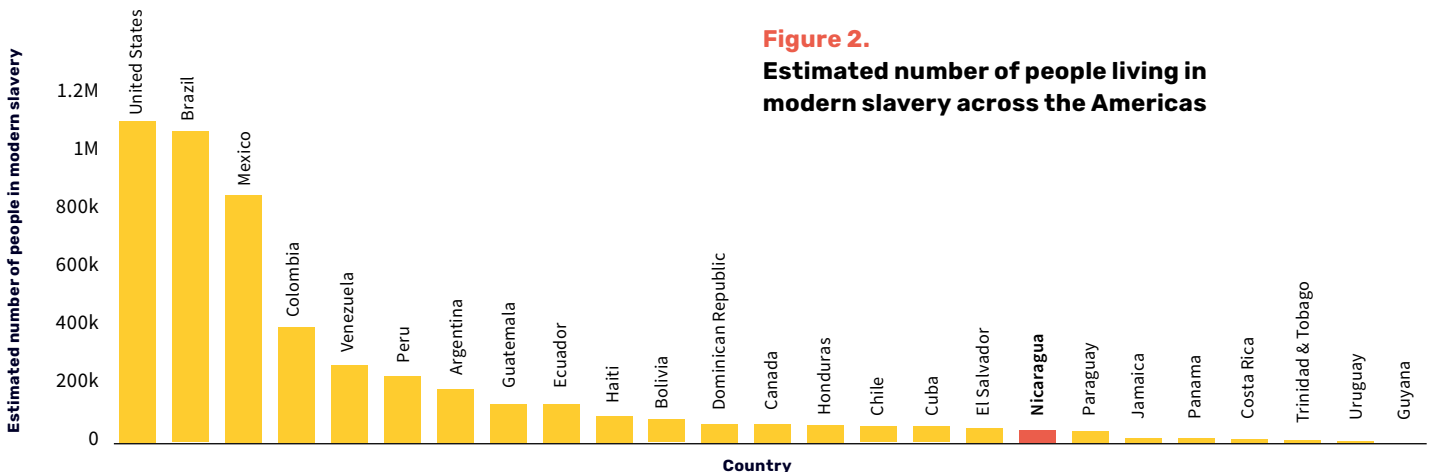
**36/100**

GOVERNMENT RESPONSE TO MODERN SLAVERY

### The scale of modern slavery

According to the 2023 Global Slavery Index, an estimated 7.3 in every thousand people were in modern slavery in Nicaragua at any point in 2021. In other words, 49,000 people experienced forced labour or forced marriage in Nicaragua in 2021. In terms of prevalence of modern slavery, Nicaragua ranks 49th globally and 7th within the Americas.

**Figure 2.**  
Estimated number of people living in modern slavery across the Americas



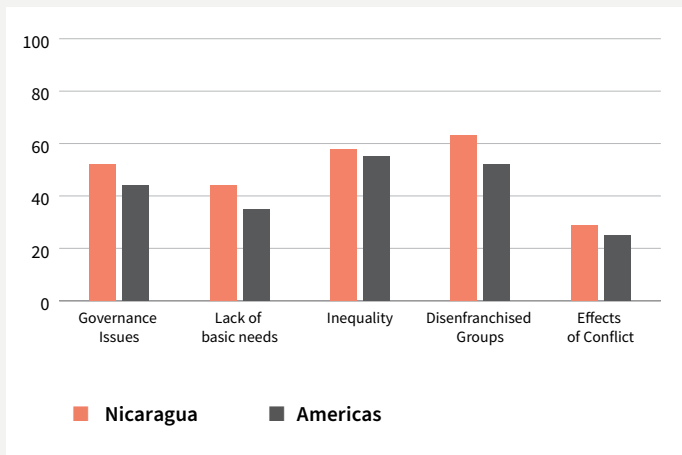
# Modern slavery in Nicaragua

Global Slavery Index 2023  
Country Snapshot

## Vulnerability to modern slavery

How vulnerable a country's people are to modern slavery is dependent on a range of factors which reflect the strength of governance, access to basic needs, inequality, disenfranchised groups, and effects of conflict. On a scale of 0 to 100, with 100 being the highest vulnerability to modern slavery, Nicaragua is rated as 54 and has above average vulnerability for the region. Vulnerability is highest in terms of disenfranchised groups.

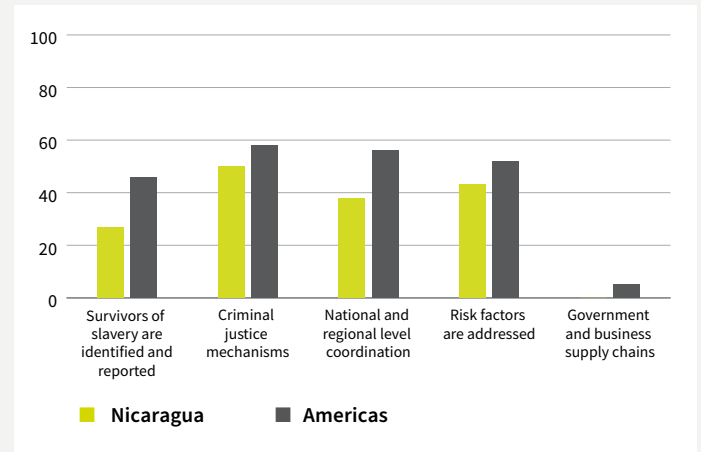
**Figure 3.**  
Vulnerability of Nicaragua to modern slavery by dimension, compared to the regional average



## Government response to modern slavery

The government of Nicaragua scored 36 out of 100 in their response to modern slavery. This places the government's response below the average regional response. Of the five areas of response assessed (milestones), the government has taken most action on effective criminal justice mechanisms and least action on addressing risk in government and business supply chains.

**Figure 4.**  
Government of Nicaragua's responses to modern slavery by milestone, compared with the regional average



## Priority Recommendations for the government of Nicaragua

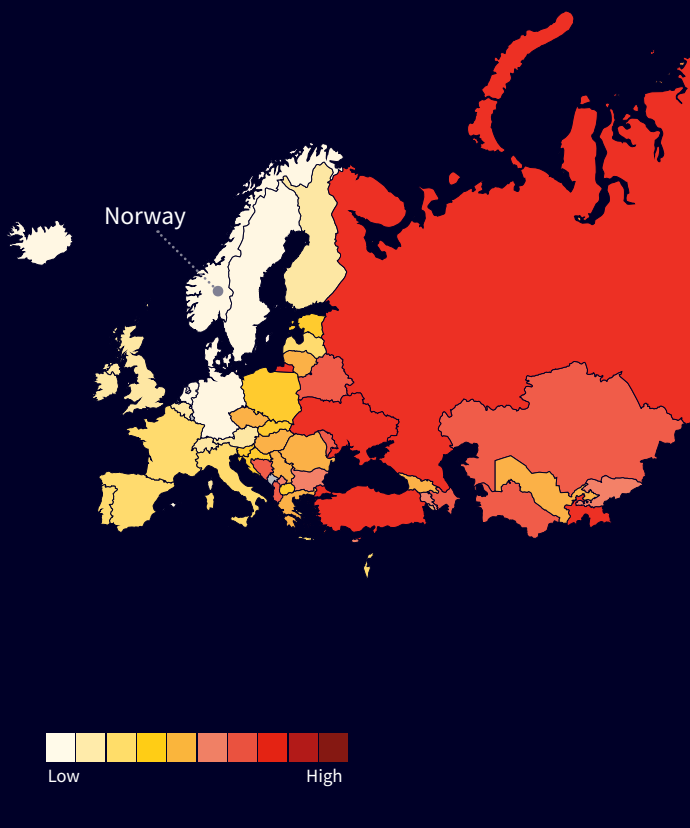
- 1** Criminalise human trafficking in line with international conventions.
- 2** Increase the legal age of marriage for males and females to 18 years without exceptions.
- 3** Ensure support services are available for all victims of modern slavery, regardless of gender, age, nationality, or sexuality.

# Modern slavery in Norway

## Global Slavery Index 2023 Country Snapshot



**Figure 1.**  
Prevalence of modern slavery across Europe and Central Asia



### KEY STATS

Population (2021) 5,421,242

GDP per capita, PPP (Current Intl \$) \$55,065

**0.5**

PREVALENCE OF MODERN SLAVERY per 1,000 people

**3,000**

NUMBER OF PEOPLE LIVING IN MODERN SLAVERY

**1/100**

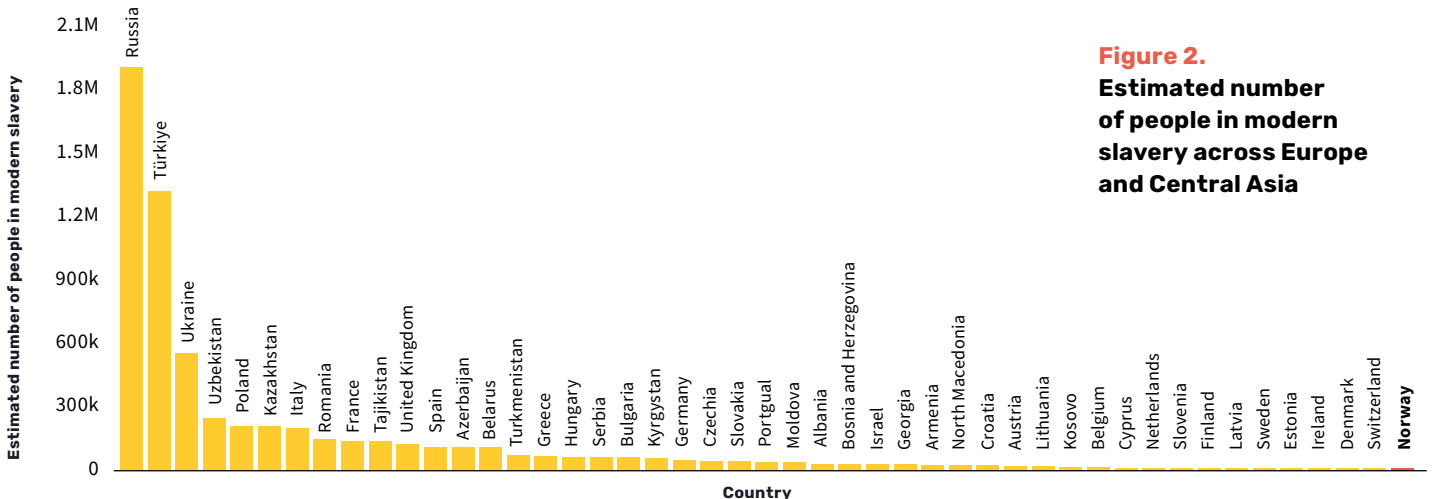
VULNERABILITY TO MODERN SLAVERY

**63/100**

GOVERNMENT RESPONSE TO MODERN SLAVERY

### The scale of modern slavery

According to the Global Slavery Index 2023, an estimated 0.5 in every thousand people were in modern slavery in Norway at any point in 2021. In other words, 3,000 people experienced forced labour or forced marriage in Norway in 2021. Norway ranks 159th globally and 46th within Europe and Central Asia.



**Figure 2.**  
Estimated number of people in modern slavery across Europe and Central Asia

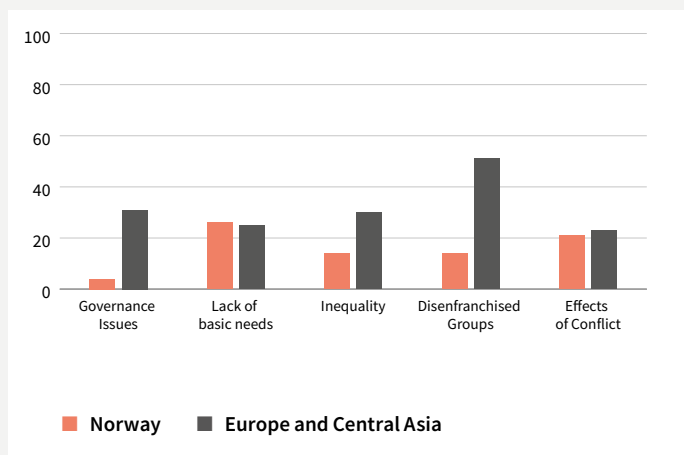
# Modern slavery in Norway

Global Slavery Index 2023  
Country Snapshot

## Vulnerability to modern slavery

How vulnerable a country's people are to modern slavery is dependent on a range of factors which reflect the strength of governance, access to basic needs, the level of inequality, disenfranchised groups, and effects of conflict. On a scale of 0 to 100, with 100 being the highest vulnerability to modern slavery, Norway is rated as 1 and has below average vulnerability for the region. Vulnerability is highest in terms of access to basic needs.

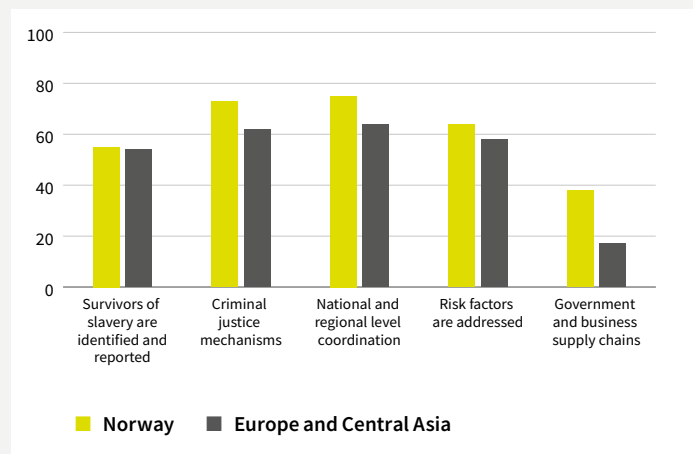
**Figure 3.** Vulnerability of Norway to modern slavery by dimension of vulnerability, compared to the regional average



## Government response to modern slavery

The government of Norway scored 63 out of 100 in their response to modern slavery. This places the government's response above the average regional response. Of the five areas of response assessed (milestones), the government has taken most action on national and regional coordination of the response to modern slavery and the least action on addressing risk in government and business supply chains.

**Figure 4.** Response of the government of Norway to modern slavery by government response milestone, compared with the regional average



## Priority Recommendations for the government of Norway:

- 1 Criminalise forced labour in line with international conventions.
- 2 Ensure victims of modern slavery are not detained for immigration violations by establishing screening for victims and providing victim identification training for immigration and law enforcement officials.
- 3 Develop an evidence-based National Action Plan in coordination with relevant stakeholders to tackle modern slavery.

**THE GLOBAL SLAVERY INDEX 2023**

**WALK FREE**

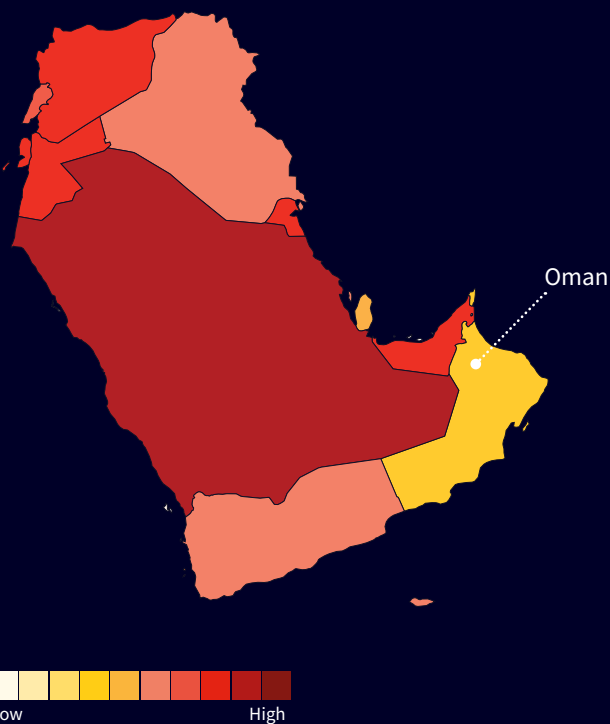
For more information on modern slavery, visit the Global Slavery Index 2023 website.

# Modern slavery in Oman

## Global Slavery Index 2023 Country Snapshot



**Figure 1.**  
Prevalence of modern slavery across the Arab States



### KEY STATS

Population (2021) 5,106,622

GDP per capita, PPP (Current Intl \$) \$31,118

**6.5**

PREVALENCE OF  
MODERN SLAVERY  
per 1,000 people

**33,000**

NUMBER OF PEOPLE LIVING  
IN MODERN SLAVERY

**40/100**

VULNERABILITY TO  
MODERN SLAVERY

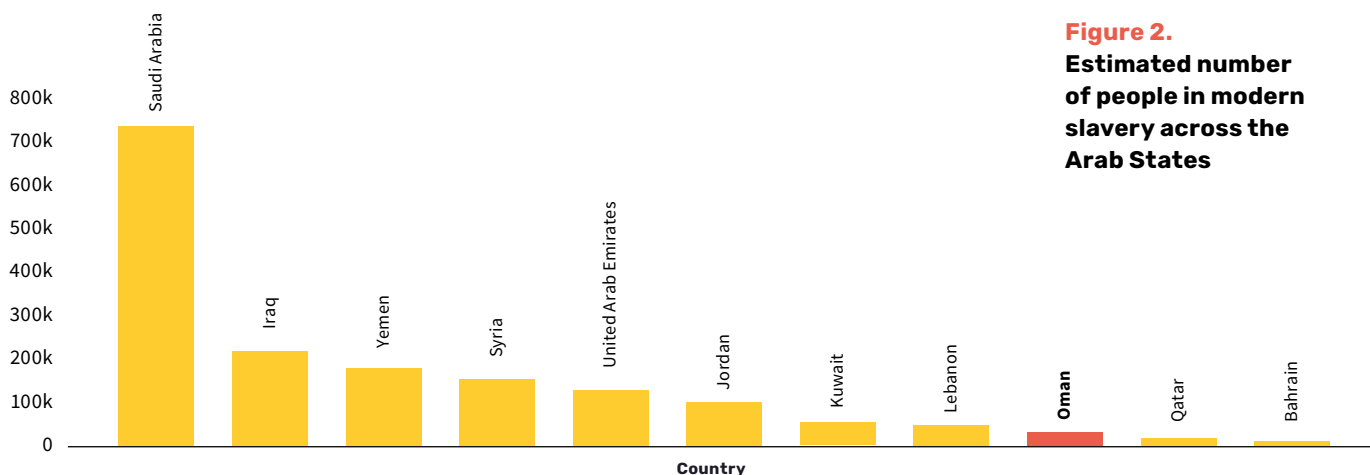
**38/100**

GOVERNMENT RESPONSE  
TO MODERN SLAVERY

### The scale of modern slavery

According to the Global Slavery Index 2023, an estimated 6.5 in every thousand people were in modern slavery in Oman at any point in 2021. In other words, 33,000 people experienced forced labour or forced marriage in Oman in 2020. Oman ranks 67th globally and 9th within the Arab States.

Estimated number of people in modern slavery



**Figure 2.**  
Estimated number of people in modern slavery across the Arab States

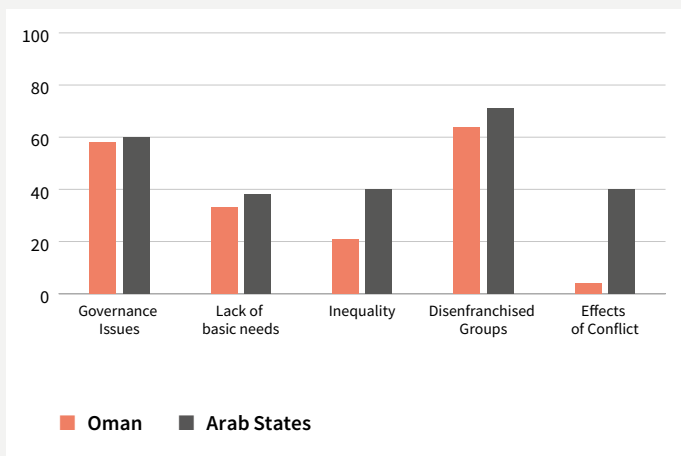
# Modern slavery in Oman

Global Slavery Index 2023  
Country Snapshot

## Vulnerability to modern slavery

How vulnerable a country's people are to modern slavery is dependent on a range of factors which reflect the strength of governance, access to basic needs, inequality, disenfranchised groups, and effects of conflict. On a scale of 0 to 100, with 100 being the highest vulnerability to modern slavery, Oman is rated as 40 and has below average vulnerability for the region. Vulnerability is highest in terms of disenfranchised groups.

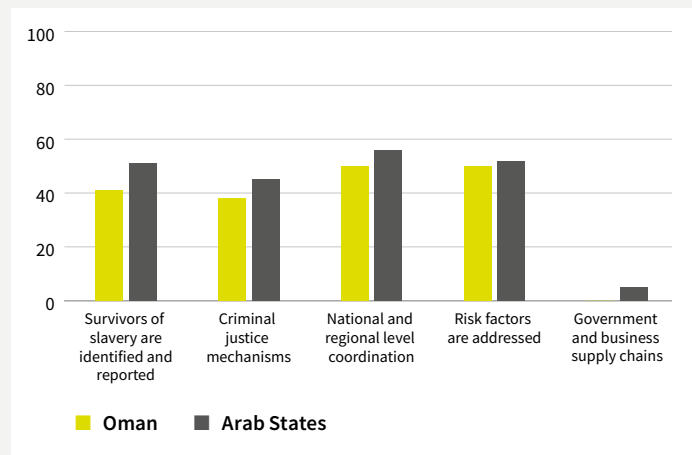
**Figure 3.** Vulnerability of Oman to modern slavery by dimension of vulnerability, compared to the regional average



## Government response to modern slavery

The government of Oman scored 38 out of 100 in their response to modern slavery. This places the government's response below the average regional response. Of the five areas of response assessed (milestones), the government has taken the most action on national and regional coordination of the response to modern slavery and addressing risk factors of modern slavery, and the least action on government and business supply chains.

**Figure 4.** Response of the government of Oman to modern slavery by government response milestone, compared with the regional average



## Priority Recommendations for the government of Oman:

- 1 Remove laws or policies that prevent or make it difficult for workers to leave abusive employers without risking loss of their visa, deportation, and/or loss of security deposits.
- 2 Criminalise commercial sexual exploitation of children in line with international conventions.
- 3 Increase the legal age of marriage for males and females to 18 years without exceptions.

**THE GLOBAL SLAVERY INDEX 2023**

**WALK FREE**

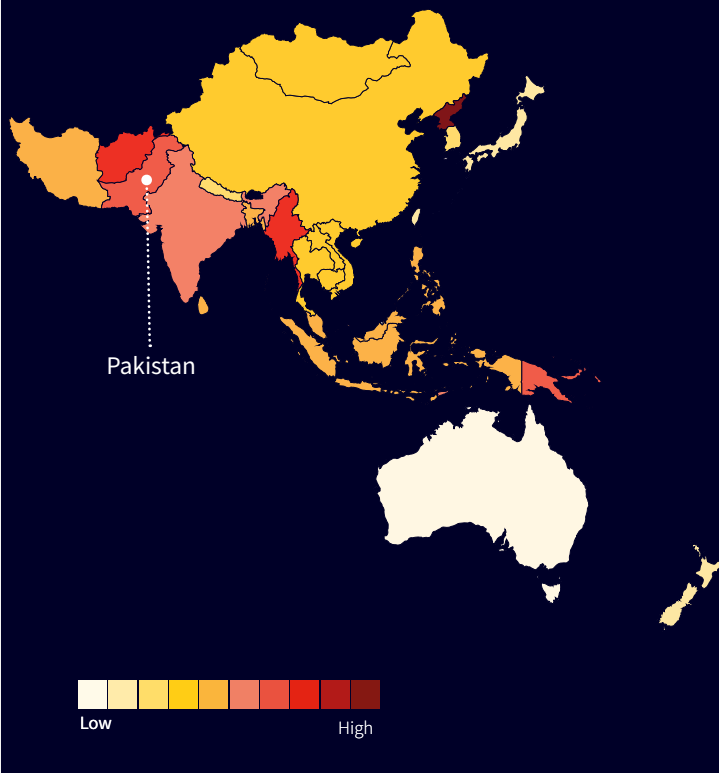
For more information on modern slavery, visit the Global Slavery Index 2023 website.

# Modern slavery in Pakistan

## Global Slavery Index 2023 Country Snapshot



**Figure 1.**  
Prevalence of modern slavery across Asia and the Pacific



### KEY STATS

**Population (2021)** 220,892,331

**GDP per capita, PPP (Current intl \$)** \$5,426

**10.6**

**PREVALENCE OF MODERN SLAVERY**  
per 1,000 people

**2,349,000**

**NUMBER OF PEOPLE LIVING IN MODERN SLAVERY**

**80/100**

**VULNERABILITY TO MODERN SLAVERY**

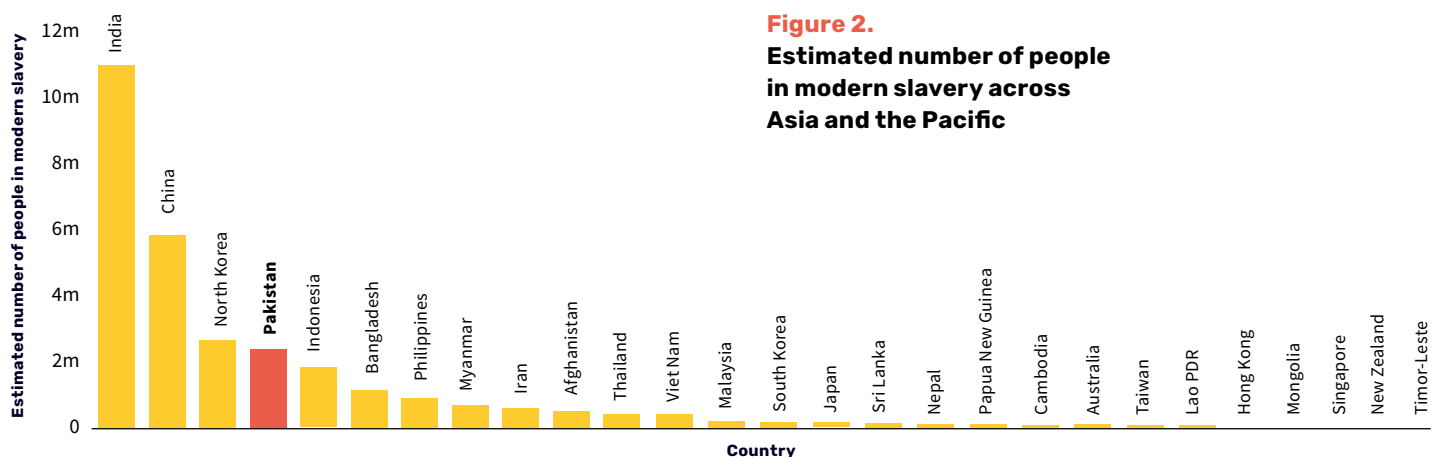
**37/100**

**GOVERNMENT RESPONSE TO MODERN SLAVERY**

### The scale of modern slavery

According to the 2023 Global Slavery Index, an estimated 10.6 in every thousand people were in modern slavery in Pakistan at any point in 2021. In other words, 2,349,000 people experienced forced labour or forced marriage in Pakistan in 2021. In terms of prevalence of modern slavery, Pakistan ranks 18th globally and 4th within Asia and the Pacific.

**Figure 2.**  
Estimated number of people in modern slavery across Asia and the Pacific



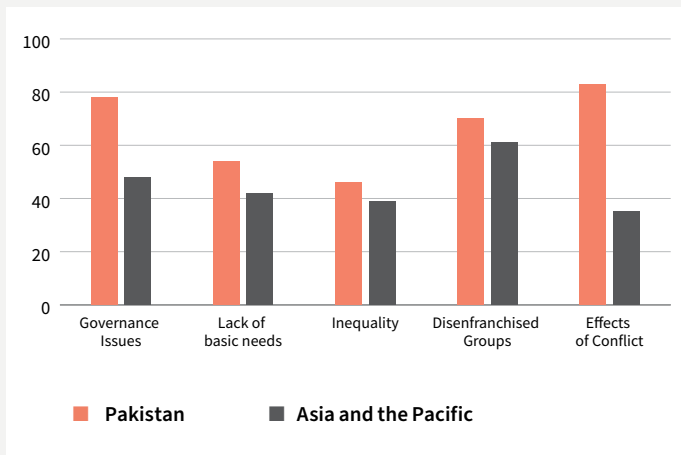
# Modern slavery in Pakistan

Global Slavery Index 2023  
Country Snapshot

## Vulnerability to modern slavery

How vulnerable a country's people are to modern slavery is dependent on a range of factors which reflect the strength of governance, access to basic needs, inequality, disenfranchised groups, and effects of conflict. On a scale of 0 to 100, with 100 being the highest vulnerability to modern slavery, Pakistan is rated as 80 and has above average vulnerability for the region. Vulnerability is highest in terms of effects of conflict.

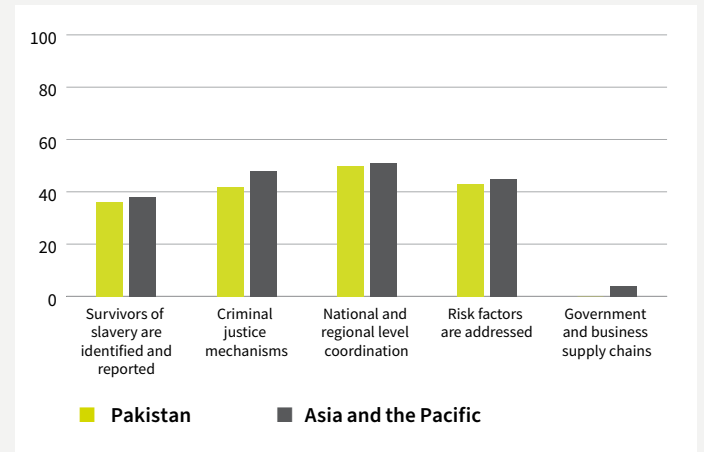
**Figure 3.** Vulnerability of Pakistan to modern slavery by dimension, compared to the regional average



## Government response to modern slavery

The government of Pakistan scored 37 out of 100 in their response to modern slavery. This places the government's response below the average regional response. Of the five areas of response assessed (milestones), the government has taken most action on national and regional coordination of the response to modern slavery and least action on addressing risk in government and business supply chains.

**Figure 4.** Government of Pakistan's responses to modern slavery by milestone, compared with the regional average



## Priority Recommendations for the government of Pakistan

- 1** Criminalise commercial sexual exploitation of children in line with international conventions.
- 2** Increase the legal age of marriage for males and females to 18 years without exceptions.
- 3** Strengthen legal assistance and long-term support of victims to avoid re-victimisation during the criminal process.

**THE GLOBAL SLAVERY INDEX 2023**

**WALK FREE**

For more information on modern slavery, visit the Global Slavery Index 2023 website.

# Modern slavery in Peru

## Global Slavery Index 2023 Country Snapshot



**Figure 1.**  
Prevalence of modern slavery across the Americas



### KEY STATS

Population (2021) 32,971,846  
GDP per capita, PPP (Current intl \$) \$11,908

**7.1**  
PREVALENCE OF MODERN SLAVERY per 1,000 people

**234,000**  
NUMBER OF PEOPLE LIVING IN MODERN SLAVERY

**47/100**  
VULNERABILITY TO MODERN SLAVERY

**55/100**  
GOVERNMENT RESPONSE TO MODERN SLAVERY

### The scale of modern slavery

According to the 2023 Global Slavery Index, an estimated 7.1 in every thousand people were in modern slavery in Peru at any point in 2021. In other words, 234,000 people experienced forced labour or forced marriage in Peru in 2021. In terms of prevalence of modern slavery, Peru ranks 55th globally and 10th within the Americas.

**Figure 2.**  
Estimated number of people living in modern slavery across the Americas



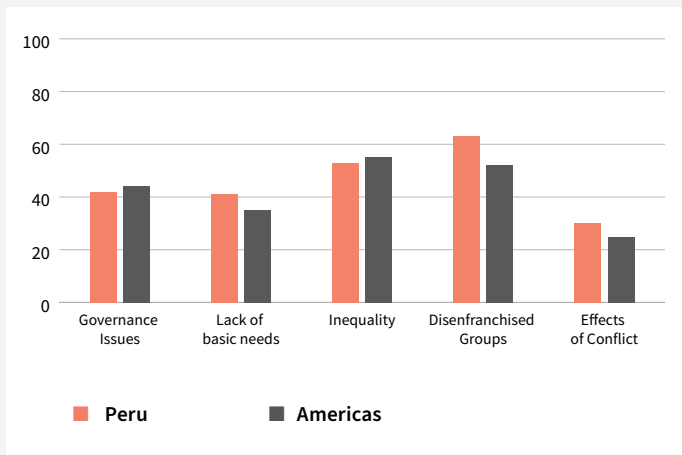
# Modern slavery in Peru

Global Slavery Index 2023  
Country Snapshot

## Vulnerability to modern slavery

How vulnerable a country's people are to modern slavery is dependent on a range of factors which reflect the strength of governance, access to basic needs, inequality, disenfranchised groups, and effects of conflict. On a scale of 0 to 100, with 100 being the highest vulnerability to modern slavery, Peru is rated as 47 and has above average vulnerability for the region. Vulnerability is highest in terms of disenfranchised groups.

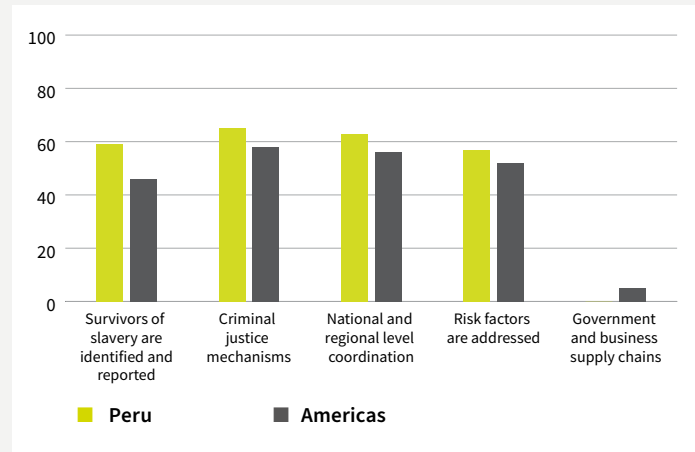
**Figure 3.** Vulnerability of Peru to modern slavery by dimension, compared to the regional average



## Government response to modern slavery

The government of Peru scored 55 out of 100 in their response to modern slavery. This places the government's response above the average regional response. Of the five areas of response assessed (milestones), the government has taken most action on effective criminal justice mechanisms and least action on addressing risk in government and business supply chains.

**Figure 4.** Government of Peru's responses to modern slavery by milestone, compared with the regional average



## Priority Recommendations for the government of Peru

- 1** Criminalise commercial sexual exploitation of children in line with international conventions.
- 2** Increase the legal age of marriage for males and females to 18 years without exceptions.
- 3** Ensure support services are available for all victims of modern slavery, regardless of gender, age, nationality, or sexuality.

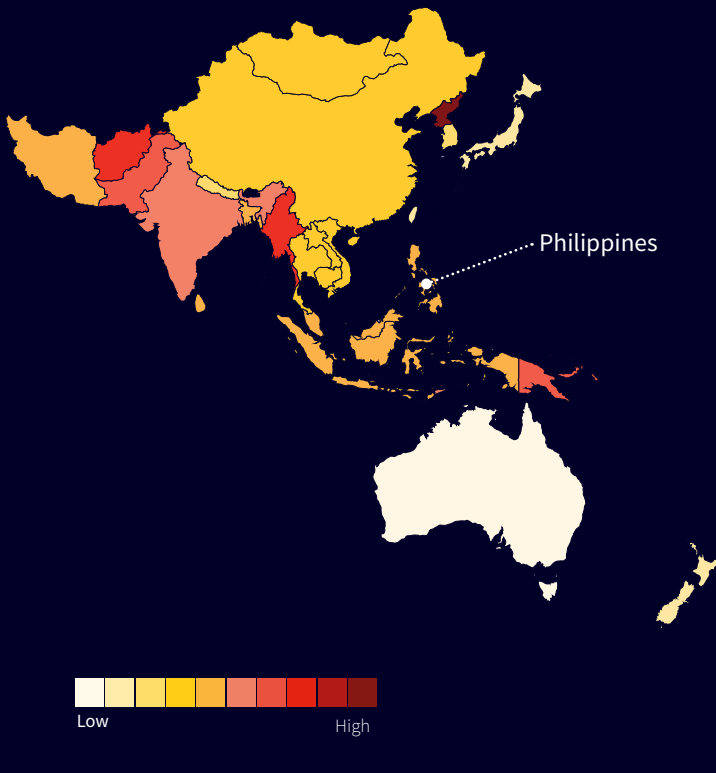


# Modern slavery in Philippines

## Global Slavery Index 2023 Country Snapshot



**Figure 1.**  
Prevalence of modern slavery across Asia and the Pacific



### KEY STATS

**Population (2021)** 109,581,085

**GDP per capita, PPP (Current intl \$)** \$8,394

**7.8**

**PREVALENCE OF MODERN SLAVERY**  
per 1,000 people

**859,000**

**NUMBER OF PEOPLE LIVING IN MODERN SLAVERY**

**66/100**

**VULNERABILITY TO MODERN SLAVERY**

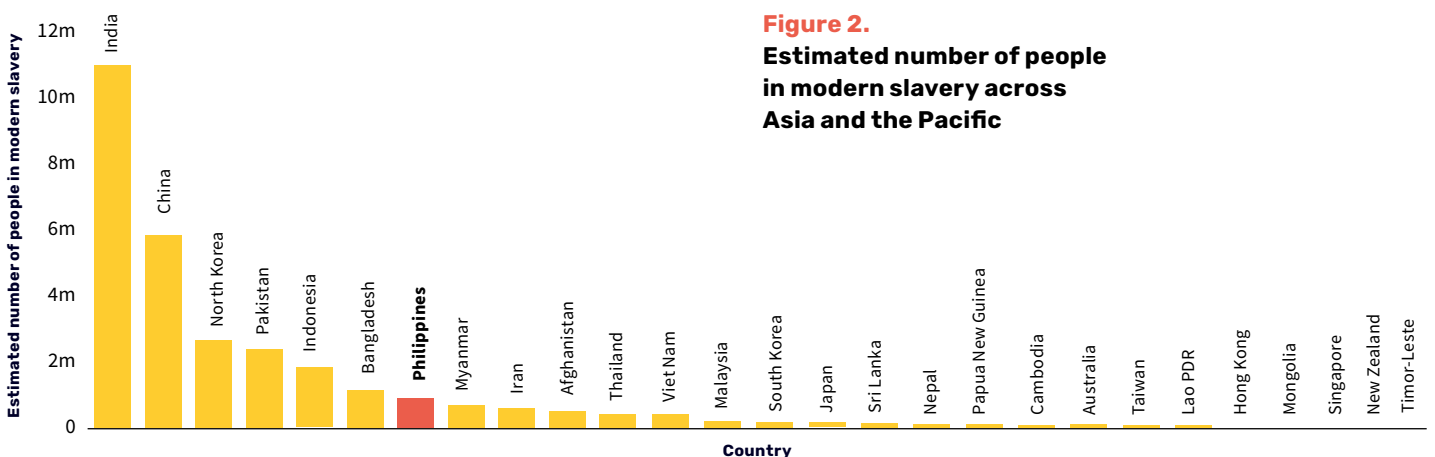
**59/100**

**GOVERNMENT RESPONSE TO MODERN SLAVERY**

### The scale of modern slavery

According to the 2023 Global Slavery Index, an estimated 7.8 in every thousand people were in modern slavery in Philippines at any point in 2021. In other words, 859,000 people experienced forced labour or forced marriage in Philippines in 2021. In terms of prevalence of modern slavery, Philippines ranks 36th globally and 7th within Asia and the Pacific.

**Figure 2.**  
Estimated number of people in modern slavery across Asia and the Pacific



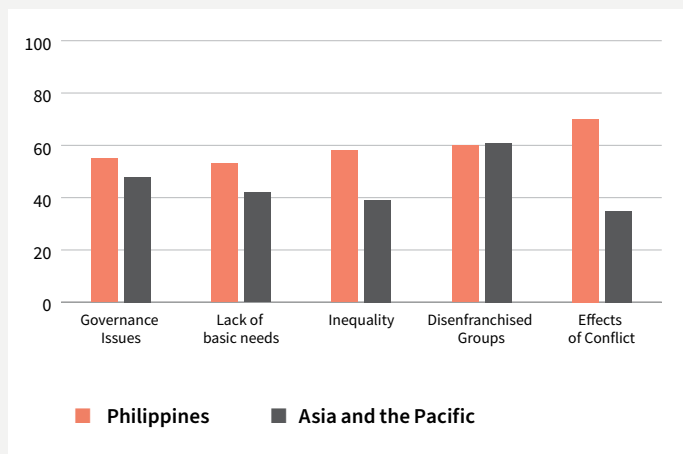
# Modern slavery in Philippines

Global Slavery Index 2023  
Country Snapshot

## Vulnerability to modern slavery

How vulnerable a country's people are to modern slavery is dependent on a range of factors which reflect the strength of governance, access to basic needs, inequality, disenfranchised groups, and effects of conflict. On a scale of 0 to 100, with 100 being the highest vulnerability to modern slavery, Philippines is rated as 66 and has above average vulnerability for the region. Vulnerability is highest in terms of effects of conflict.

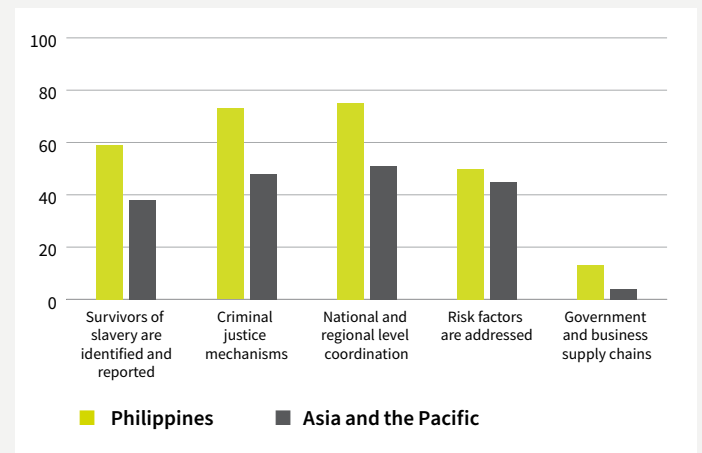
**Figure 3.**  
Vulnerability of Philippines to modern slavery by dimension, compared to the regional average



## Government response to modern slavery

The government of Philippines scored 59 out of 100 in their response to modern slavery. This places the government's response above the average regional response. Of the five areas of response assessed (milestones), the government has taken most action on national and regional coordination of the response to modern slavery and least action on addressing risk in government and business supply chains.

**Figure 4.**  
Government of Philippines's responses to modern slavery by milestone, compared with the regional average



## Priority Recommendations for the government of Philippines

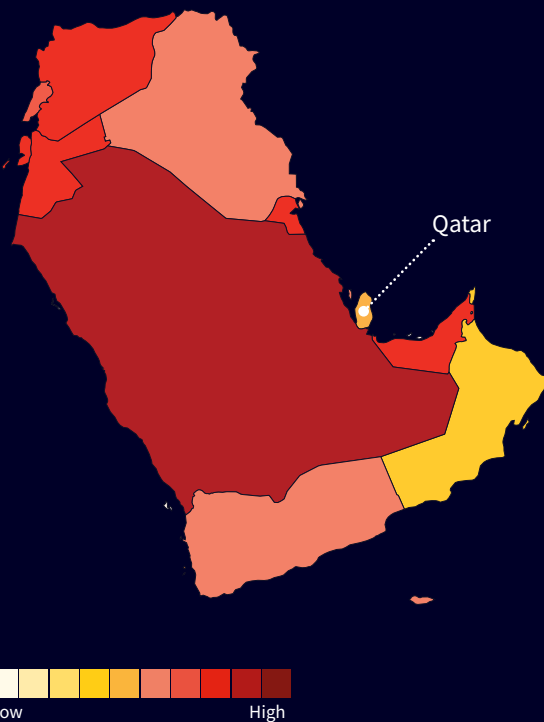
- 1** Criminalise forced labour in line with international conventions.
- 2** Criminalise commercial sexual exploitation of children in line with international conventions.
- 3** Enact legislation or policy that requires any private recruitment fees to be paid by the employer and not employees.

# Modern slavery in Qatar

## Global Slavery Index 2023 Country Snapshot



**Figure 1.**  
Prevalence of modern slavery across the Arab States



### KEY STATS

Population (2021) 2,881,060

GDP per capita, PPP (Current Intl \$) \$89,961

**6.8**

PREVALENCE OF MODERN SLAVERY per 1,000 people

**20,000**

NUMBER OF PEOPLE LIVING IN MODERN SLAVERY

**38/100**

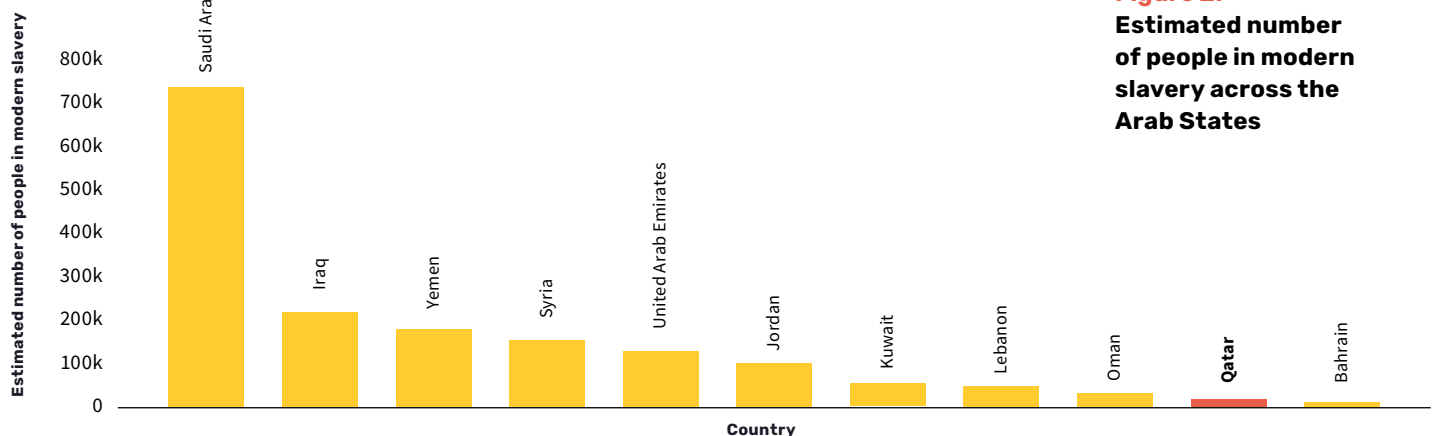
VULNERABILITY TO MODERN SLAVERY

**49/100**

GOVERNMENT RESPONSE TO MODERN SLAVERY

### The scale of modern slavery

According to the Global Slavery Index 2023, an estimated 6.8 in every thousand people were in modern slavery in Qatar at any point in 2021. In other words, 20,000 people experienced forced labour or forced marriage in Qatar in 2020. Qatar ranks 60th globally and 7th within the Arab States.



**Figure 2.**  
Estimated number of people in modern slavery across the Arab States

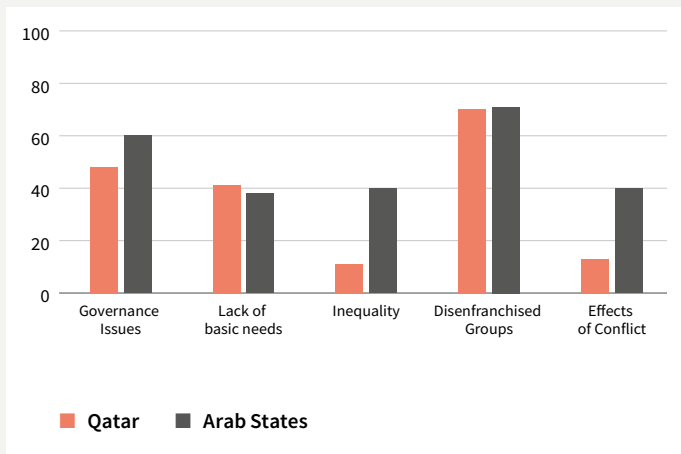
# Modern slavery in Qatar

Global Slavery Index 2023  
Country Snapshot

## Vulnerability to modern slavery

How vulnerable a country's people are to modern slavery is dependent on a range of factors which reflect the strength of governance, access to basic needs, inequality, disenfranchised groups, and effects of conflict. On a scale of 0 to 100, with 100 being the highest vulnerability to modern slavery, Qatar is rated as 38 and has below average vulnerability for the region. Vulnerability is highest in terms of disenfranchised groups.

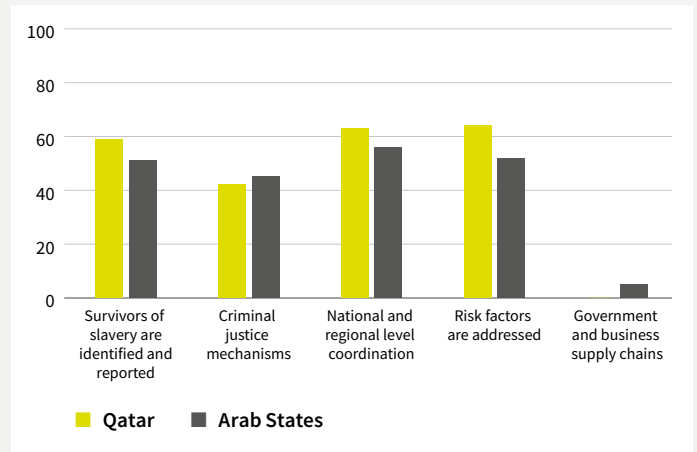
**Figure 3.** Vulnerability of Qatar to modern slavery by dimension of vulnerability, compared to the regional average



## Government response to modern slavery

The government of Qatar scored 49 out of 100 in their response to modern slavery. This places the government's response above the average regional response. Of the five areas of response assessed (milestones), the government has taken most action on addressing risk factors of modern slavery and the least action on addressing risk in government and business supply chains.

**Figure 4.** Response of the government of Qatar to modern slavery by government response milestone, compared with the regional average



## Priority Recommendations for the government of Qatar:

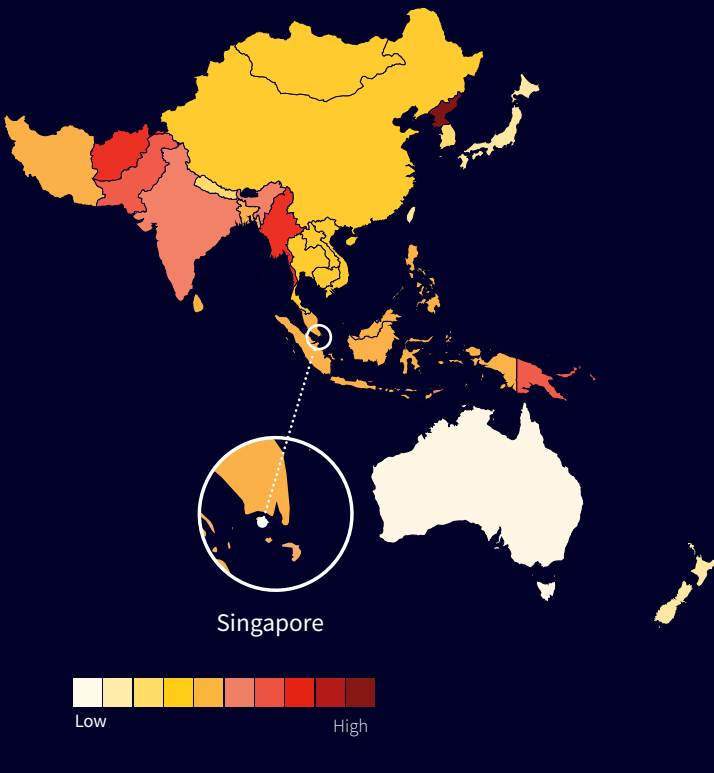
- 1 Remove laws or policies that prevent or make it difficult for workers to leave abusive employers without risking loss of their visa, deportation, and/or loss of security deposits.
- 2 Criminalise commercial sexual exploitation of children in line with international conventions.
- 3 Increase the legal age of marriage for males and females to 18 years without exceptions.

# Modern slavery in Singapore

## Global Slavery Index 2023 Country Snapshot



**Figure 1.**  
Prevalence of modern slavery across Asia and the Pacific



### KEY STATS

Population (2021) 5,850,343

GDP per capita, PPP (Current intl \$) \$99,681

**2.1**

PREVALENCE OF MODERN SLAVERY per 1,000 people

**12,000**

NUMBER OF PEOPLE LIVING IN MODERN SLAVERY

**24/100**

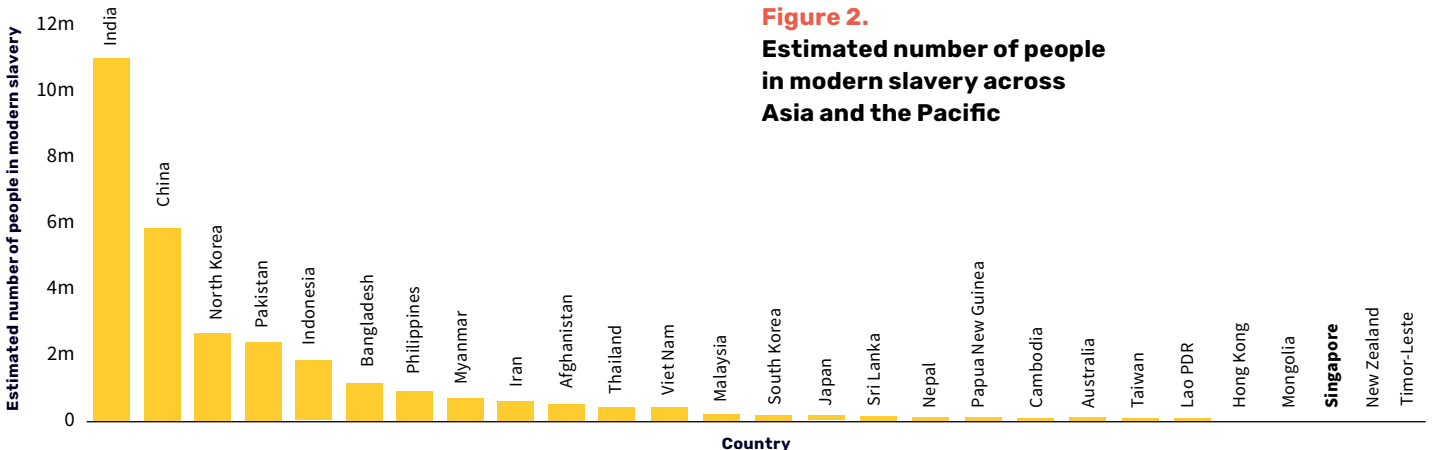
VULNERABILITY TO MODERN SLAVERY

**47/100**

GOVERNMENT RESPONSE TO MODERN SLAVERY

### The scale of modern slavery

According to the 2023 Global Slavery Index, an estimated 2.1 in every thousand people were in modern slavery in Singapore at any point in 2021. In other words, 12,000 people experienced forced labour or forced marriage in Singapore in 2021. In terms of prevalence of modern slavery, Singapore ranks 138th globally and 23rd within Asia and the Pacific.



**Figure 2.**  
Estimated number of people in modern slavery across Asia and the Pacific

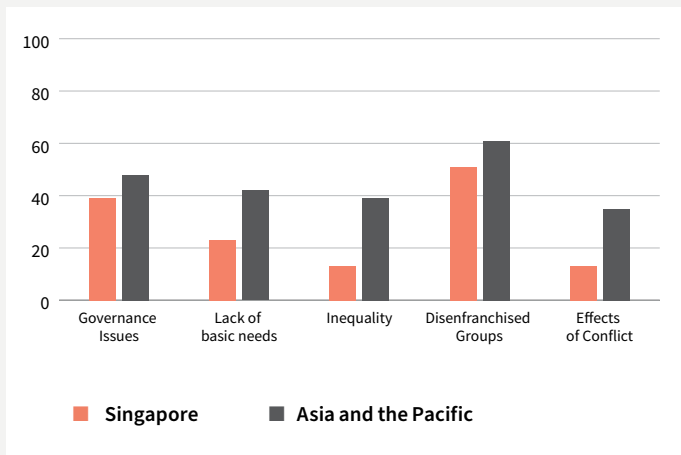
# Modern slavery in Singapore

Global Slavery Index 2023  
Country Snapshot

## Vulnerability to modern slavery

How vulnerable a country's people are to modern slavery is dependent on a range of factors which reflect the strength of governance, access to basic needs, inequality, disenfranchised groups, and effects of conflict. On a scale of 0 to 100, with 100 being the highest vulnerability to modern slavery, Singapore is rated as 24 and has below average vulnerability for the region. Vulnerability is highest in terms of disenfranchised groups.

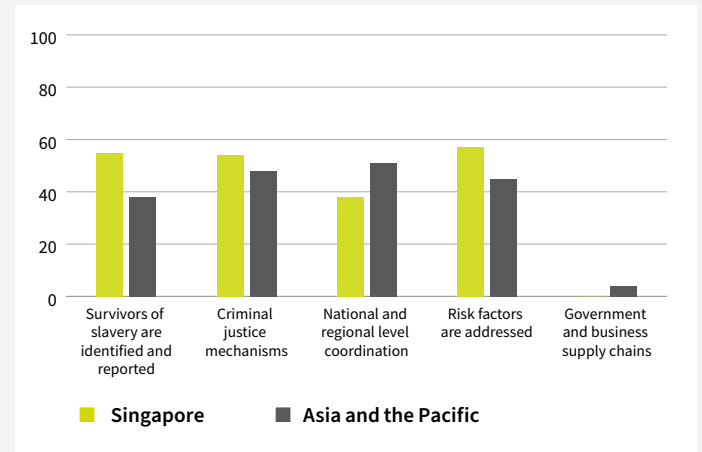
**Figure 3.**  
Vulnerability of Singapore to modern slavery by dimension, compared to the regional average



## Government response to modern slavery

The government of Singapore scored 47 out of 100 in their response to modern slavery. This places the government's response above the average regional response. Of the five areas of response assessed (milestones), the government has taken most action on addressing risk factors of modern slavery and least action on addressing risk in government and business supply chains.

**Figure 4.**  
Government of Singapore's responses to modern slavery by milestone, compared with the regional average



## Priority Recommendations for the government of Singapore

- 1 Increase the legal age of marriage for males and females to 18 years without exceptions.
- 2 Remove laws or policies that prevent or make it difficult for workers to leave abusive employers without risking loss of their visa, deportation, and/or loss of security deposits.
- 3 Ensure victims of modern slavery are not deported for immigration violations by instituting policies around screening for victims, providing training on victim identification for immigration and law enforcement officials, and providing visas to stay in the country.

**THE GLOBAL SLAVERY INDEX 2023**

**WALK FREE**

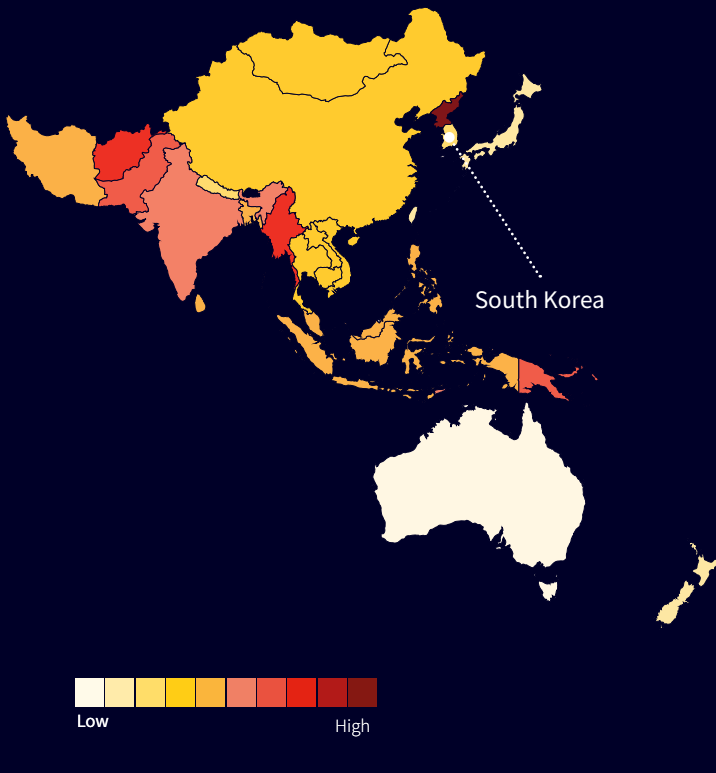
For more information on modern slavery, visit the Global Slavery Index 2023 website.

# Modern slavery in South Korea

## Global Slavery Index 2023 Country Snapshot



**Figure 1.**  
Prevalence of modern slavery across Asia and the Pacific



### KEY STATS

**Population (2021)** 51,269,183

**GDP per capita, PPP (Current intl \$)** \$45,226

**3.5**

**PREVALENCE OF MODERN SLAVERY**  
per 1,000 people

**180,000**

**NUMBER OF PEOPLE LIVING IN MODERN SLAVERY**

**29/100**

**VULNERABILITY TO MODERN SLAVERY**

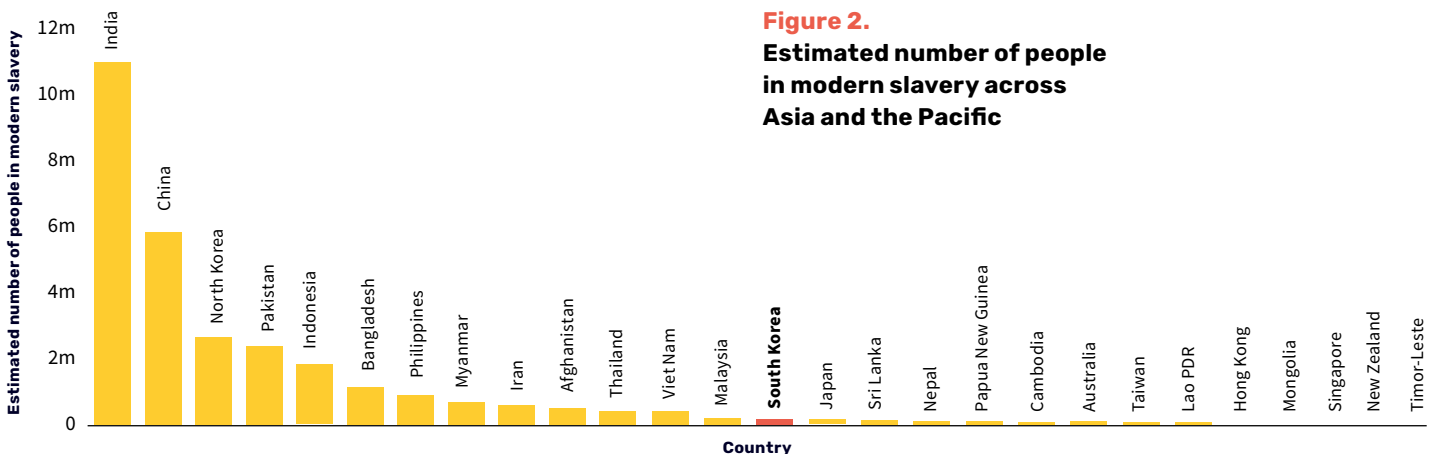
**38/100**

**GOVERNMENT RESPONSE TO MODERN SLAVERY**

### The scale of modern slavery

According to the 2023 Global Slavery Index, an estimated 3.5 in every thousand people were in modern slavery in South Korea at any point in 2021. In other words, 180,000 people experienced forced labour or forced marriage in South Korea in 2021. In terms of prevalence of modern slavery, South Korea ranks 117th globally and 20th within Asia and the Pacific.

**Figure 2.**  
Estimated number of people in modern slavery across Asia and the Pacific



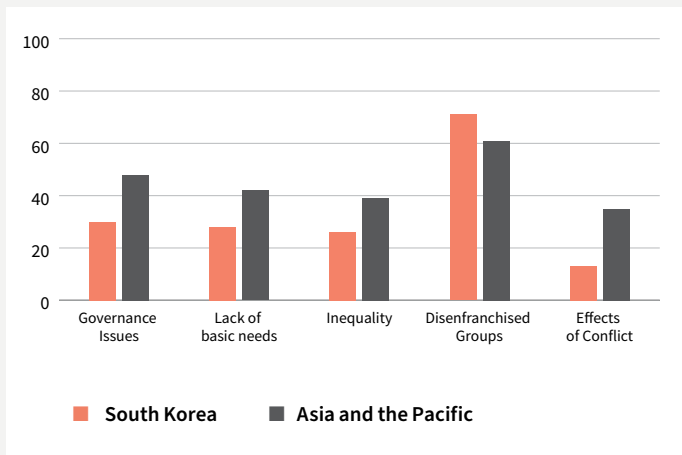
# Modern slavery in South Korea

Global Slavery Index 2023  
Country Snapshot

## Vulnerability to modern slavery

How vulnerable a country's people are to modern slavery is dependent on a range of factors which reflect the strength of governance, access to basic needs, inequality, disenfranchised groups, and effects of conflict. On a scale of 0 to 100, with 100 being the highest vulnerability to modern slavery, South Korea is rated as 29 and has below average vulnerability for the region. Vulnerability is highest in terms of disenfranchised groups.

**Figure 3.** Vulnerability of South Korea to modern slavery by dimension, compared to the regional average



**THE GLOBAL SLAVERY INDEX 2023**

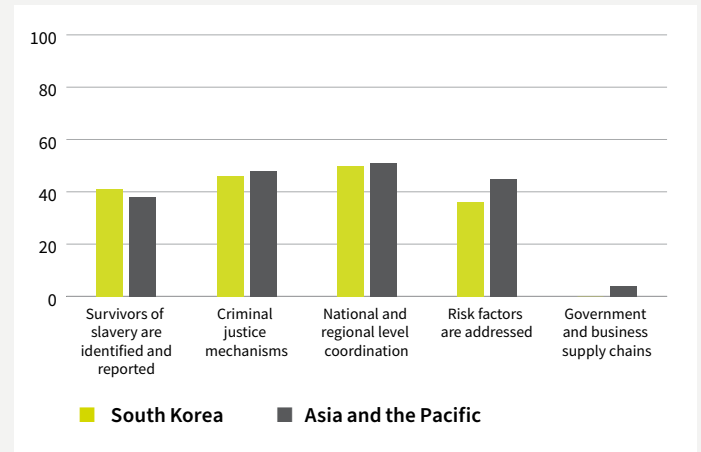
**WALK FREE**

For more information on modern slavery, visit the Global Slavery Index 2023 website.

## Government response to modern slavery

The government of South Korea scored 38 out of 100 in their response to modern slavery. This places the government's response below the average regional response. Of the five areas of response assessed (milestones), the government has taken most action on national and regional coordination of the response to modern slavery and least action on addressing risk in government and business supply chains.

**Figure 4.** Government of South Korea's responses to modern slavery by milestone, compared with the regional average



## Importing risk of modern slavery

South Korea imported US\$20 billion worth of goods at-risk of modern slavery. This includes:



## Priority Recommendations for the government of South Korea

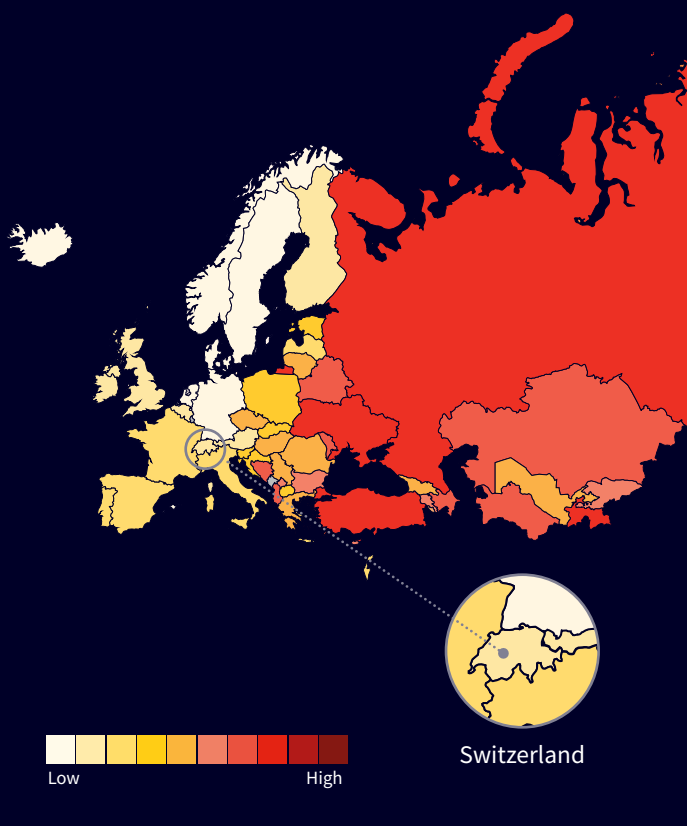
- 1 Increase the legal age of marriage for males and females to 18 years without exceptions.
- 2 Enact legislation recognising that victims should not be treated as criminals for conduct that occurred while under control of their exploiter and ensure the law is enforced.
- 3 Remove laws or policies that prevent or make it difficult for workers to leave abusive employers without risking loss of their visa, deportation, and/or loss of security deposits.

# Modern slavery in Switzerland

## Global Slavery Index 2023 Country Snapshot



**Figure 1.**  
Prevalence of modern slavery across Europe and Central Asia



### KEY STATS

Population (2021) 8,654,618

GDP per capita, PPP (Current Intl \$) \$71,745

**0.5**

PREVALENCE OF MODERN SLAVERY per 1,000 people

**4,000**

NUMBER OF PEOPLE LIVING IN MODERN SLAVERY

**14/100**

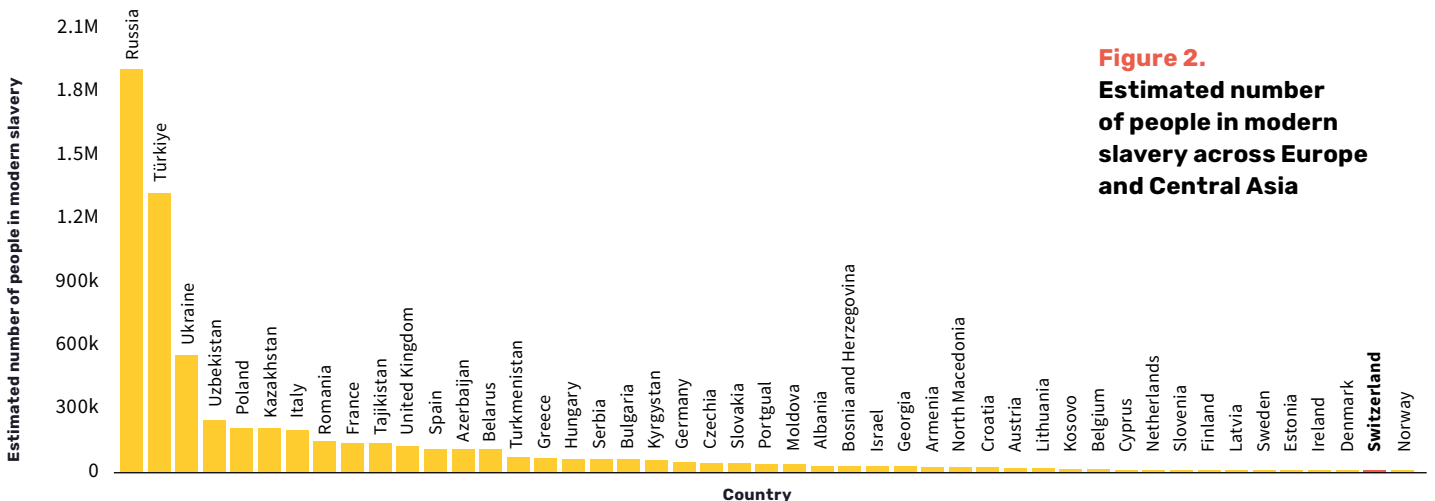
VULNERABILITY TO MODERN SLAVERY

**50/100**

GOVERNMENT RESPONSE TO MODERN SLAVERY

### The scale of modern slavery

According to the Global Slavery Index 2023, an estimated 0.5 in every thousand people were in modern slavery in Switzerland at any point in 2021. In other words, 4,000 people experienced forced labour or forced marriage in Switzerland in 2021. Switzerland ranks 160th globally and 47th within Europe and Central Asia.



**Figure 2.**  
Estimated number of people in modern slavery across Europe and Central Asia

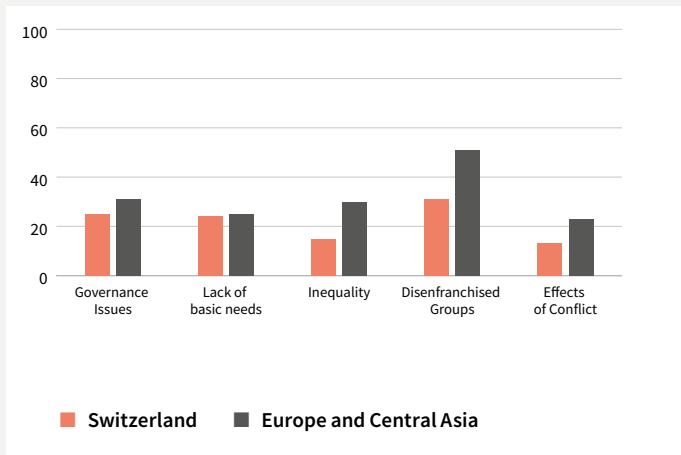
# Modern slavery in Switzerland

Global Slavery Index 2023  
Country Snapshot

## Vulnerability to modern slavery

How vulnerable a country's people are to modern slavery is dependent on a range of factors which reflect the strength of governance, access to basic needs, the level of inequality, disenfranchised groups, and effects of conflict. On a scale of 0 to 100, with 100 being the highest vulnerability to modern slavery, Switzerland is rated as 14 and has below average vulnerability for the region. Vulnerability is highest in terms of disenfranchised groups.

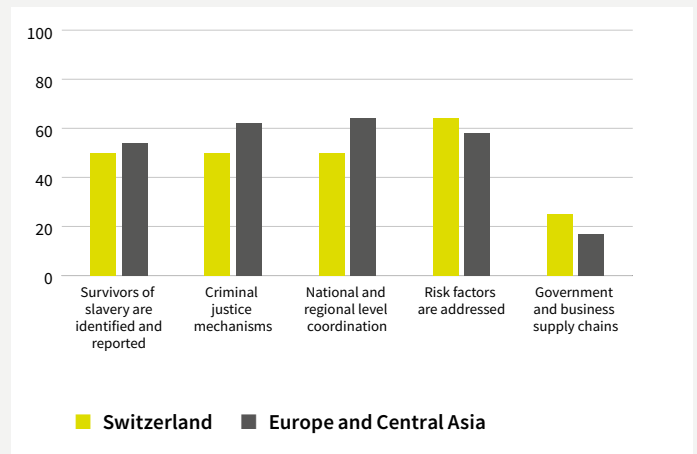
**Figure 3.**  
**Vulnerability of Switzerland to modern slavery by dimension of vulnerability, compared to the regional average**



## Government response to modern slavery

The government of Switzerland scored 50 out of 100 in their response to modern slavery. This places the government's response below the average regional response. Of the five areas of response assessed (milestones), the government has taken most action on addressing risk factors of modern slavery and the least action on addressing risk in government and business supply chains.

**Figure 4.**  
**Response of the government of Switzerland to modern slavery by government response milestone, compared with the regional average**



## Priority Recommendations for the government of Switzerland:

- 1 Criminalise forced labour in line with international conventions.
- 2 Criminalise human trafficking in line with international conventions.
- 3 Enact legislation recognising that victims should not be treated as criminals for conduct that occurred while under control of their exploiter and ensure the law is enforced.

**THE GLOBAL SLAVERY INDEX 2023**

**WALK FREE**

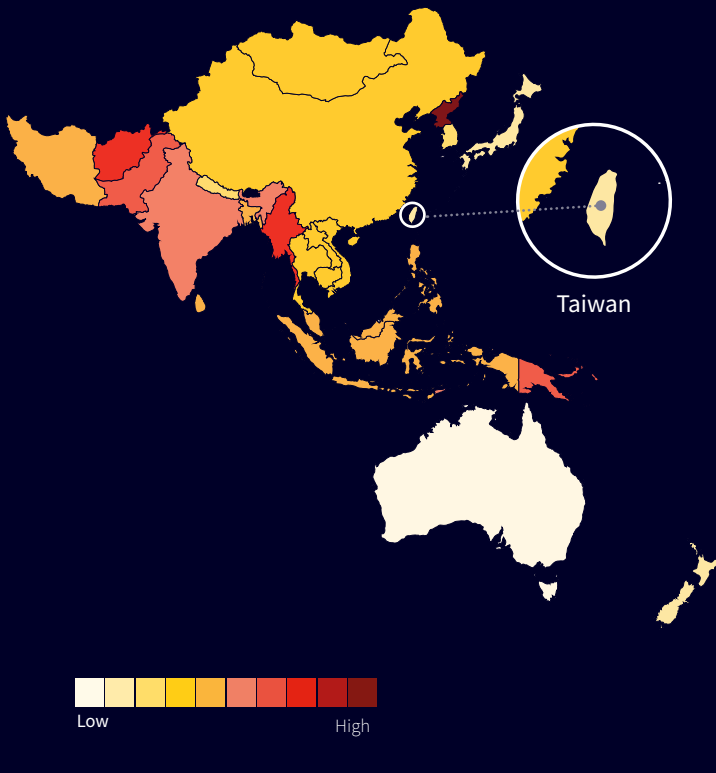
For more information on modern slavery, visit the Global Slavery Index 2023 website.

# Modern slavery in Taiwan

## Global Slavery Index 2023 Country Snapshot



**Figure 1.**  
Prevalence of modern slavery across Asia and the Pacific



### KEY STATS

Population (2021) 23,816,775

GDP per capita, PPP (Current intl \$) N/A

**1.7**

PREVALENCE OF MODERN SLAVERY per 1,000 people

**40,000**

NUMBER OF PEOPLE LIVING IN MODERN SLAVERY

**21/100**

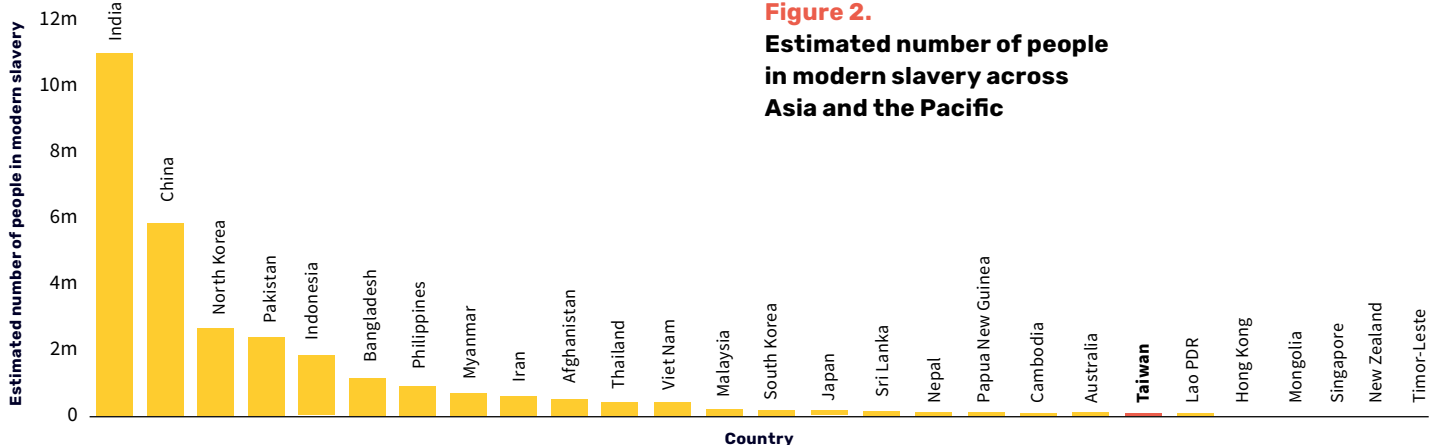
VULNERABILITY TO MODERN SLAVERY

**47/100**

GOVERNMENT RESPONSE TO MODERN SLAVERY

### The scale of modern slavery

According to the 2023 Global Slavery Index, an estimated 1.7 in every thousand people were in modern slavery in Taiwan at any point in 2021. In other words, 40,000 people experienced forced labour or forced marriage in Taiwan in 2021. In terms of prevalence of modern slavery, Taiwan ranks 146th globally and 24th within Asia and the Pacific.



**Figure 2.**  
Estimated number of people in modern slavery across Asia and the Pacific

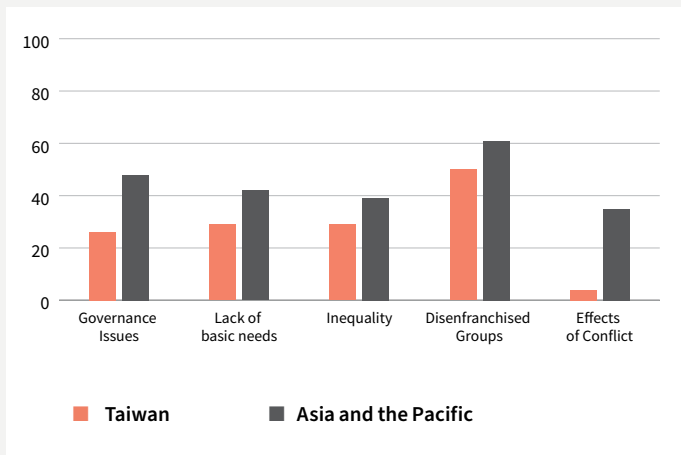
# Modern slavery in Taiwan

Global Slavery Index 2023  
Country Snapshot

## Vulnerability to modern slavery

How vulnerable a country's people are to modern slavery is dependent on a range of factors which reflect the strength of governance, access to basic needs, inequality, disenfranchised groups, and effects of conflict. On a scale of 0 to 100, with 100 being the highest vulnerability to modern slavery, Taiwan is rated as 21 and has below average vulnerability for the region. Vulnerability is highest in terms of disenfranchised groups.

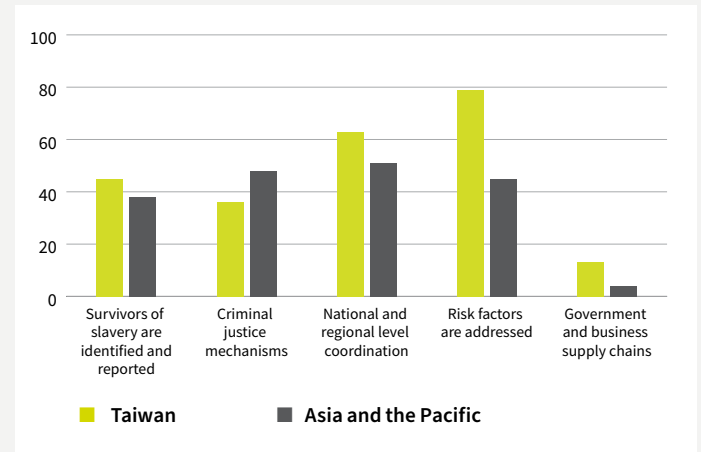
**Figure 3.** Vulnerability of Taiwan to modern slavery by dimension, compared to the regional average



## Government response to modern slavery

The government of Taiwan scored 47 out of 100 in their response to modern slavery. This places the government's response above the average regional response. Of the five areas of response assessed (milestones), the government has taken most action on addressing risk factors of modern slavery and least action on addressing risk in government and business supply chains.

**Figure 4.** Government of Taiwan's responses to modern slavery by milestone, compared with the regional average



## Priority Recommendations for the government of Taiwan

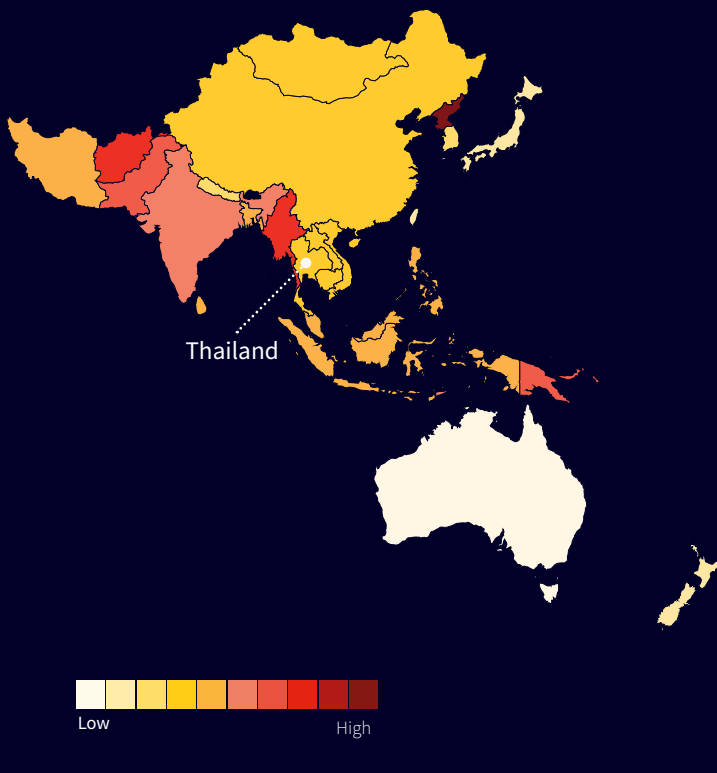
- 1** Criminalise forced labour in line with international conventions.
- 2** Increase the legal age of marriage for males and females to 18 years without exceptions.
- 3** Ensure support services are available for all victims of modern slavery, regardless of gender, age, nationality, or sexuality.

# Modern slavery in Thailand

## Global Slavery Index 2023 Country Snapshot



**Figure 1.**  
Prevalence of modern slavery across Asia and the Pacific



### KEY STATS

Population (2021) 69,799,978

GDP per capita, PPP (Current intl \$) \$18,198

**5.7**

PREVALENCE OF MODERN SLAVERY per 1,000 people

**401,000**

NUMBER OF PEOPLE LIVING IN MODERN SLAVERY

**46/100**

VULNERABILITY TO MODERN SLAVERY

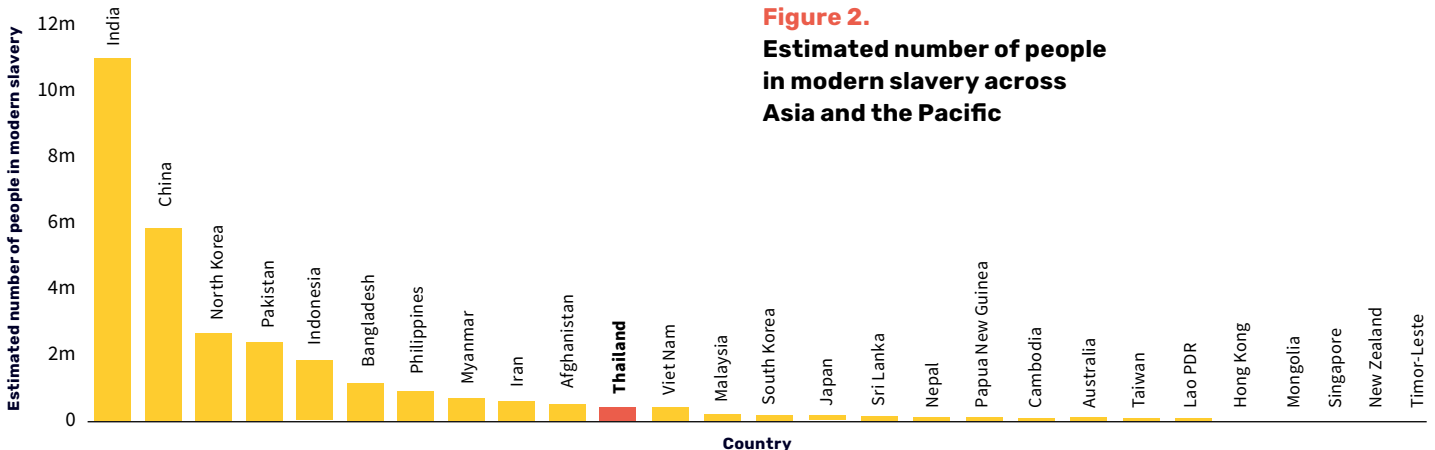
**55/100**

GOVERNMENT RESPONSE TO MODERN SLAVERY

### The scale of modern slavery

According to the 2023 Global Slavery Index, an estimated 5.7 in every thousand people were in modern slavery in Thailand at any point in 2021. In other words, 401,000 people experienced forced labour or forced marriage in Thailand in 2021. In terms of prevalence of modern slavery, Thailand ranks 79th globally and 14th within Asia and the Pacific.

**Figure 2.**  
Estimated number of people in modern slavery across Asia and the Pacific



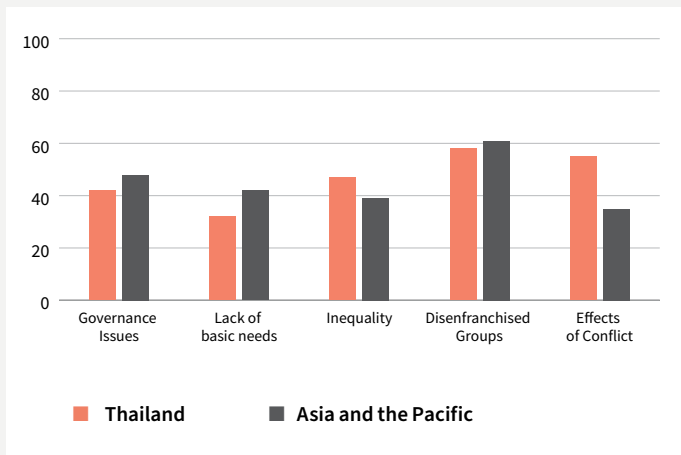
# Modern slavery in Thailand

Global Slavery Index 2023  
Country Snapshot

## Vulnerability to modern slavery

How vulnerable a country's people are to modern slavery is dependent on a range of factors which reflect the strength of governance, access to basic needs, inequality, disenfranchised groups, and effects of conflict. On a scale of 0 to 100, with 100 being the highest vulnerability to modern slavery, Thailand is rated as 46 and has below average vulnerability for the region. Vulnerability is highest in terms of disenfranchised groups.

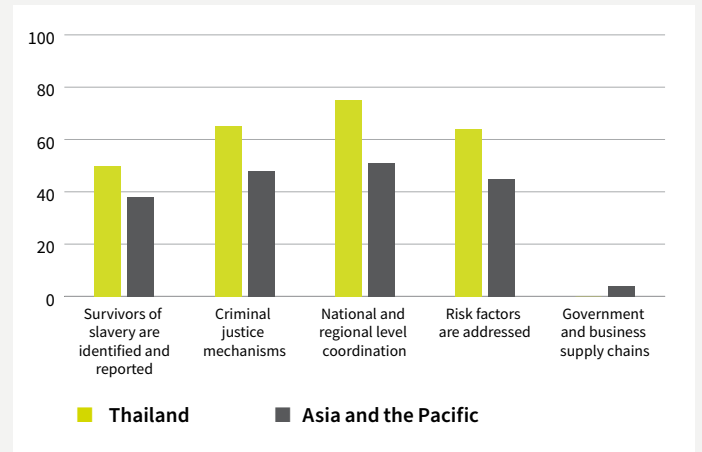
**Figure 3.** Vulnerability of Thailand to modern slavery by dimension, compared to the regional average



## Government response to modern slavery

The government of Thailand scored 55 out of 100 in their response to modern slavery. This places the government's response above the average regional response. Of the five areas of response assessed (milestones), the government has taken most action on national and regional coordination of the response to modern slavery and least action on addressing risk in government and business supply chains.

**Figure 4.** Government of Thailand's responses to modern slavery by milestone, compared with the regional average



## Priority Recommendations for the government of Thailand

- 1 Increase the legal age of marriage for males and females to 18 years without exceptions.
- 2 Ensure support services are available for all victims of modern slavery, regardless of gender, age, nationality, or sexuality.
- 3 Enact legislation recognising that victims should not be treated as criminals for conduct that occurred while under control of their exploiter and ensure the law is enforced.



# Modern slavery in Trinidad and Tobago

## Global Slavery Index 2023 Country Snapshot



**Figure 1.**  
Prevalence of modern slavery across the Americas



### KEY STATS

Population (2021) 1,399,491

GDP per capita, PPP (Current intl \$) \$26,125

**4.7**

PREVALENCE OF MODERN SLAVERY per 1,000 people

**7,000**

NUMBER OF PEOPLE LIVING IN MODERN SLAVERY

**38/100**

VULNERABILITY TO MODERN SLAVERY

**49/100**

GOVERNMENT RESPONSE TO MODERN SLAVERY

### The scale of modern slavery

According to the 2023 Global Slavery Index, an estimated 4.7 in every thousand people were in modern slavery in Trinidad and Tobago at any point in 2021. In other words, 7,000 people experienced forced labour or forced marriage in Trinidad and Tobago in 2021. In terms of prevalence of modern slavery, Trinidad and Tobago ranks 93rd globally and 17th within the Americas.

**Figure 2.**  
Estimated number of people living in modern slavery across the Americas



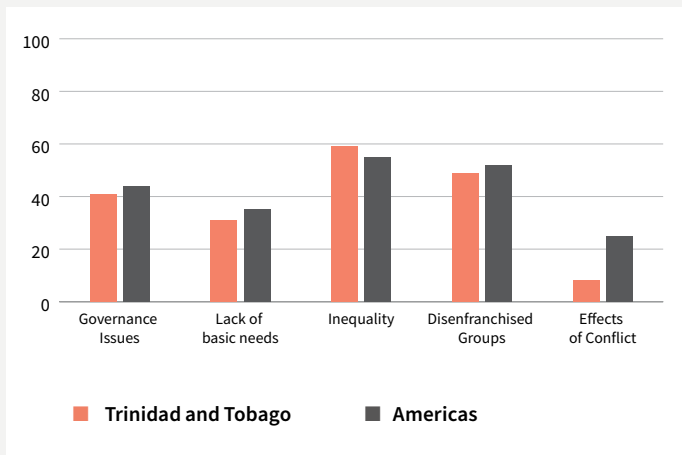
# Modern slavery in Trinidad and Tobago

Global Slavery Index 2023  
Country Snapshot

## Vulnerability to modern slavery

How vulnerable a country's people are to modern slavery is dependent on a range of factors which reflect the strength of governance, access to basic needs, inequality, disenfranchised groups, and effects of conflict. On a scale of 0 to 100, with 100 being the highest vulnerability to modern slavery, Trinidad and Tobago is rated as 38 and has below average vulnerability for the region. Vulnerability is highest in terms of inequality.

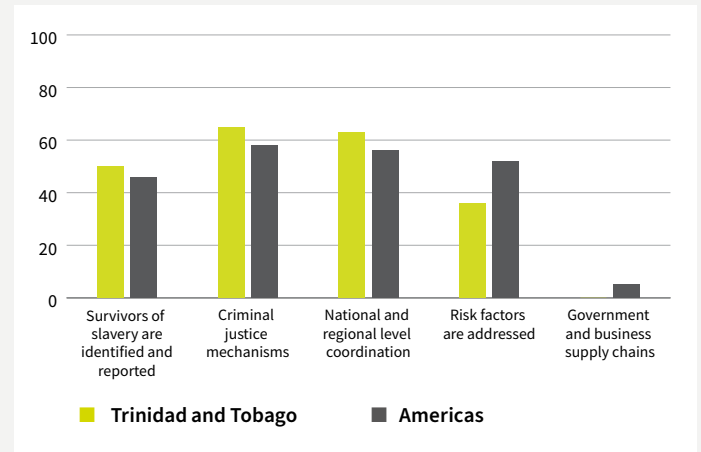
**Figure 3.** Vulnerability of Trinidad and Tobago to modern slavery by dimension, compared to the regional average



## Government response to modern slavery

The government of Trinidad and Tobago scored 49 out of 100 in their response to modern slavery. This places the government's response above the average regional response. Of the five areas of response assessed (milestones), the government has taken most action on effective criminal justice mechanisms and least action on addressing risk in government and business supply chains.

**Figure 4.** Government of Trinidad and Tobago's responses to modern slavery by milestone, compared with the regional average



## Priority Recommendations for the government of Trinidad and Tobago

- 1 Criminalise forced labour in line with international conventions.
- 2 Criminalise commercial sexual exploitation of children in line with international conventions.
- 3 Remove laws or policies that prevent or make it difficult for workers to leave abusive employers without risking loss of their visa, deportation, and/or loss of security deposits.

**THE GLOBAL SLAVERY INDEX 2023**

**WALK FREE**

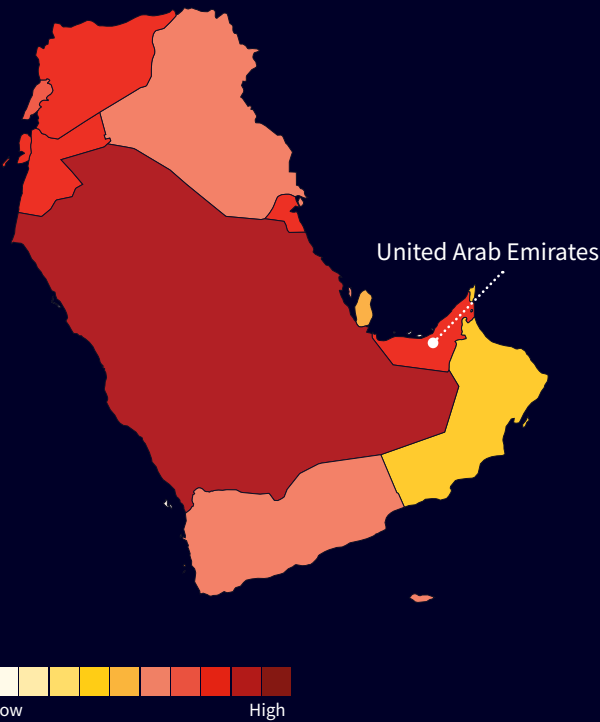
For more information on modern slavery, visit the Global Slavery Index 2023 website.

# Modern slavery in United Arab Emirates

## Global Slavery Index 2023 Country Snapshot



**Figure 1.**  
Prevalence of modern slavery across the Arab States



### KEY STATS

Population (2021) 9,890,400

GDP per capita, PPP (Current Intl \$) \$66,766

**13.4**

PREVALENCE OF MODERN SLAVERY per 1,000 people

**132,000**

NUMBER OF PEOPLE LIVING IN MODERN SLAVERY

**40/100**

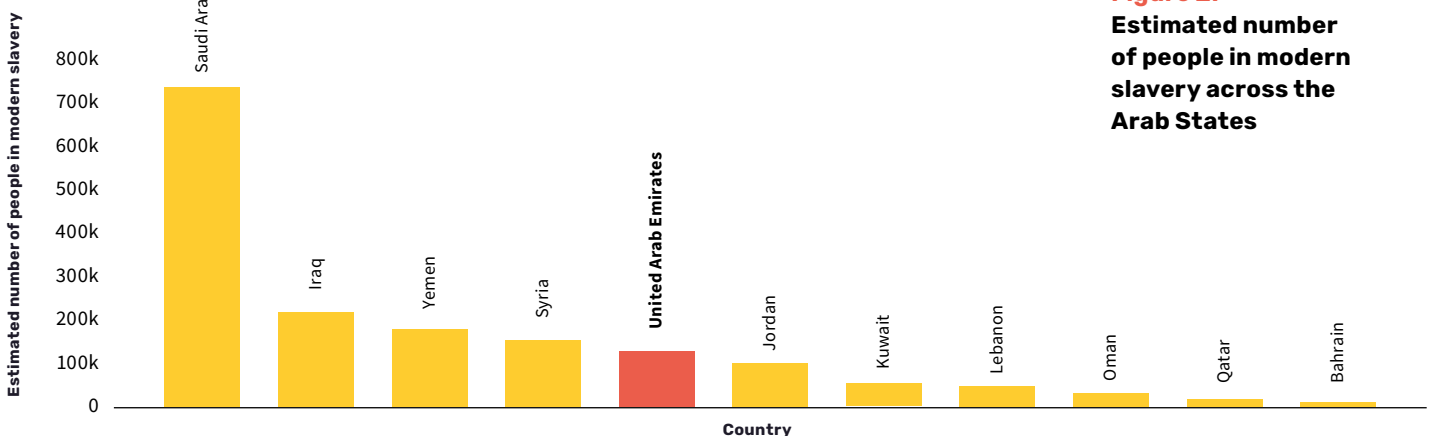
VULNERABILITY TO MODERN SLAVERY

**50/100**

GOVERNMENT RESPONSE TO MODERN SLAVERY

### The scale of modern slavery

According to the Global Slavery Index 2023, an estimated 13.4 in every thousand people were in modern slavery in United Arab Emirates at any point in 2021. In other words, 132,000 people experienced forced labour or forced marriage in United Arab Emirates in 2020. United Arab Emirates ranks 7th globally and 2nd within the Arab States.



**Figure 2.**  
Estimated number of people in modern slavery across the Arab States

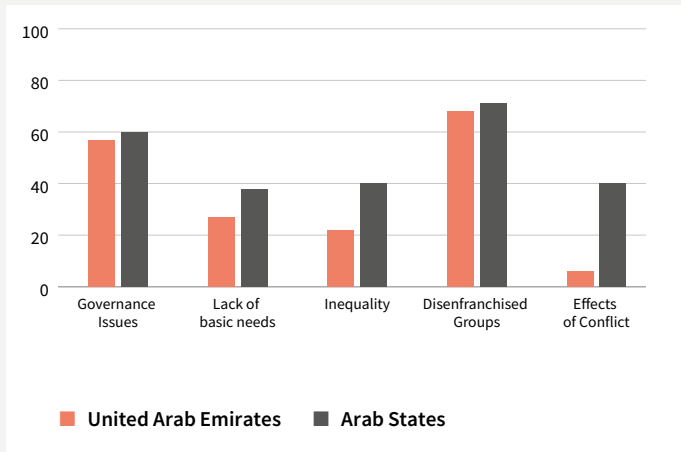
# Modern slavery in United Arab Emirates

Global Slavery Index 2023  
Country Snapshot

## Vulnerability to modern slavery

How vulnerable a country's people are to modern slavery is dependent on a range of factors which reflect the strength of governance, access to basic needs, inequality, disenfranchised groups, and effects of conflict. On a scale of 0 to 100, with 100 being the highest vulnerability to modern slavery, United Arab Emirates is rated as 40 and has below average vulnerability for the region. Vulnerability is highest in terms of disenfranchised groups.

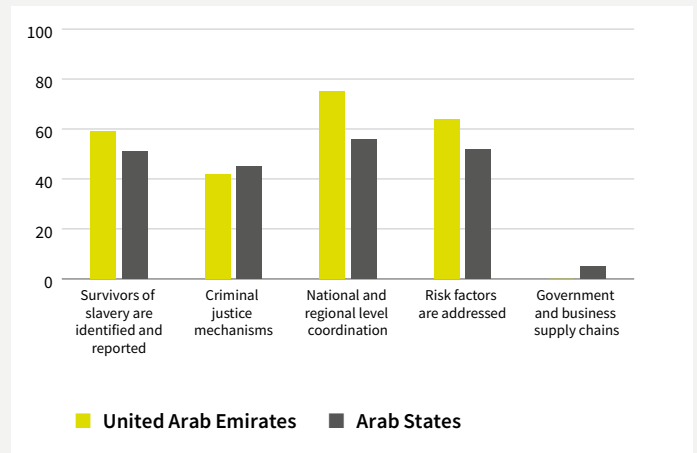
**Figure 3.** Vulnerability of United Arab Emirates to modern slavery by dimension of vulnerability, compared to the regional average



## Government response to modern slavery

The government of United Arab Emirates scored 50 out of 100 in their response to modern slavery. This places the government's response above the average regional response. Of the five areas of response assessed (milestones), the government has taken most action on national and regional coordination of the response to modern slavery and the least action on addressing risk in government and business supply chains.

**Figure 4.** Response of the government of United Arab Emirates to modern slavery by government response milestone, compared with the regional average



## Priority Recommendations for the government of United Arab Emirates:

- 1 Remove laws or policies that prevent or make it difficult for workers to leave abusive employers without risking loss of their visa, deportation, and/or loss of security deposits.
- 2 Criminalise commercial sexual exploitation of children in line with international conventions.
- 3 Increase the legal age of marriage for males and females to 18 years without exceptions.

**THE GLOBAL SLAVERY INDEX 2023**

**WALK FREE**

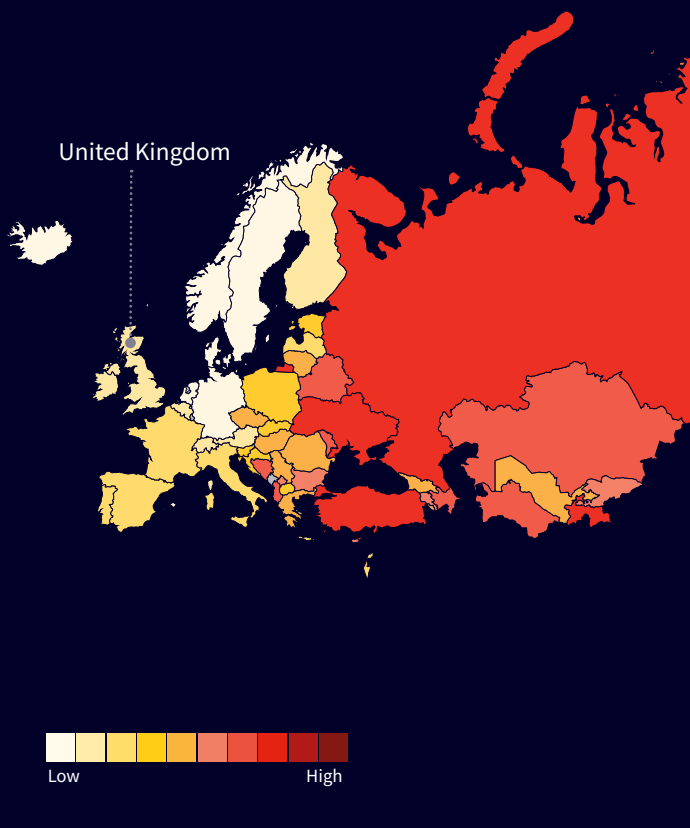
For more information on modern slavery, visit the Global Slavery Index 2023 website.

# Modern slavery in the United Kingdom

## Global Slavery Index 2023 Country Snapshot



**Figure 1.**  
Prevalence of modern slavery across Europe and Central Asia



### KEY STATS

Population (2021) 67,886,004

GDP per capita, PPP (Current Intl \$) \$46,527

**1.8**

PREVALENCE OF MODERN SLAVERY per 1,000 people

**122,000**

NUMBER OF PEOPLE LIVING IN MODERN SLAVERY

**14/100**

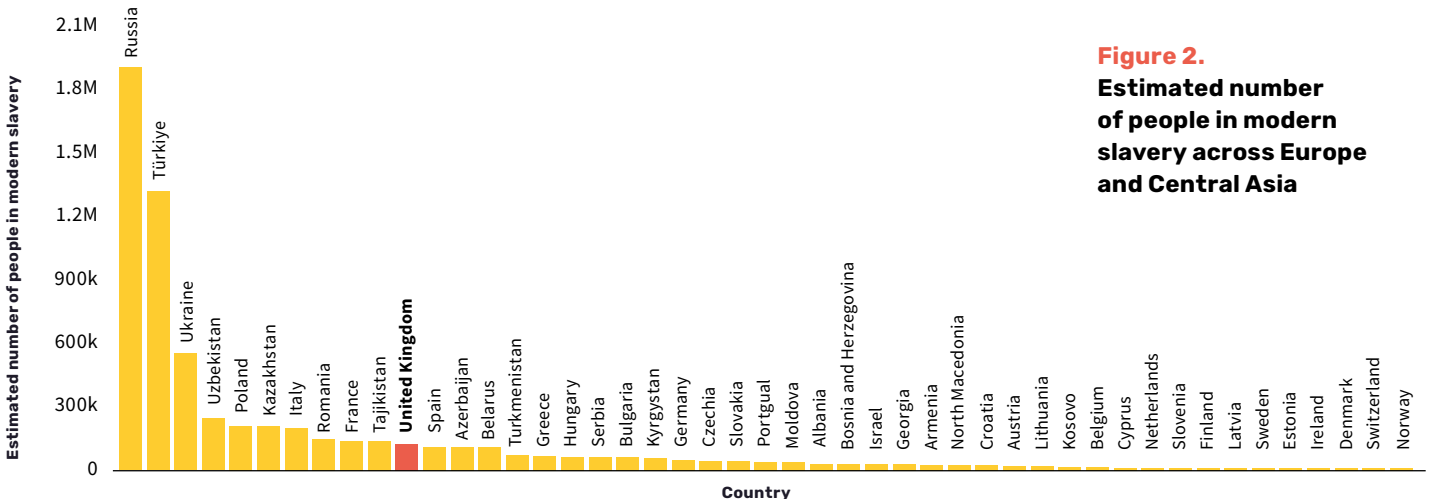
VULNERABILITY TO MODERN SLAVERY

**68/100**

GOVERNMENT RESPONSE TO MODERN SLAVERY

### The scale of modern slavery

According to the Global Slavery Index 2023, an estimated 1.8 in every thousand people were in modern slavery in United Kingdom at any point in 2021. In other words, 122,000 people experienced forced labour or forced marriage in United Kingdom in 2021. United Kingdom ranks 145th globally and 38th within Europe and Central Asia.



**Figure 2.**  
Estimated number of people in modern slavery across Europe and Central Asia

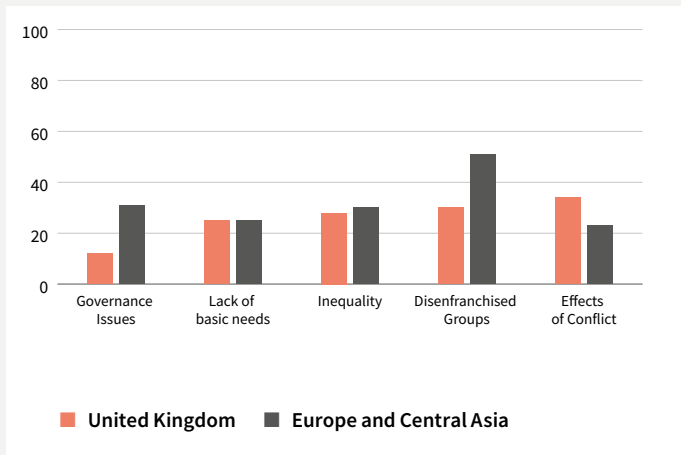
# Modern slavery in the United Kingdom

Global Slavery Index 2023  
Country Snapshot

## Vulnerability to modern slavery

How vulnerable a country's people are to modern slavery is dependent on a range of factors which reflect the strength of governance, access to basic needs, the level of inequality, disenfranchised groups, and effects of conflict. On a scale of 0 to 100, with 100 being the highest vulnerability to modern slavery, United Kingdom is rated as 14 and has below average vulnerability for the region. Vulnerability is highest in terms of effects of conflict.

**Figure 3.**  
**Vulnerability of United Kingdom to modern slavery by dimension of vulnerability, compared to the regional average**



**THE GLOBAL SLAVERY INDEX 2023**

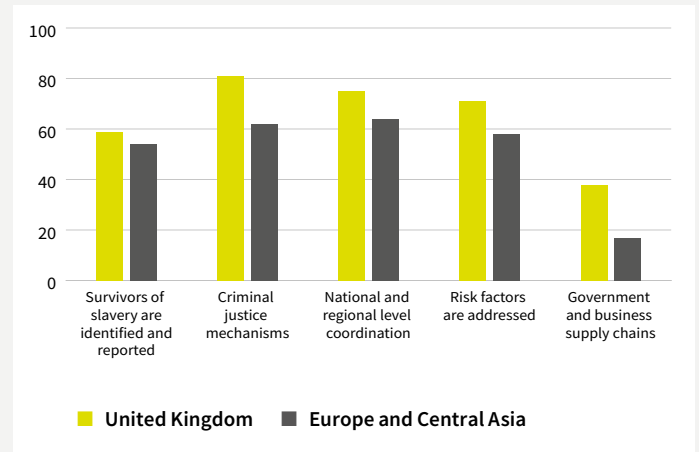
**WALK FREE**

For more information on modern slavery, visit the Global Slavery Index 2023 website.

## Government response to modern slavery

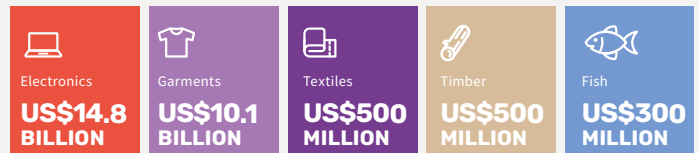
The government of United Kingdom scored 68 out of 100 in their response to modern slavery. This places the government's response above the average regional response. Of the five areas of response assessed (milestones), the government has taken most action on effective criminal justice mechanisms and the least action on addressing risk in government and business supply chains.

**Figure 4.**  
**Response of the government of United Kingdom to modern slavery by government response milestone, compared with the regional average**



## Importing risk of modern slavery

United Kingdom imported US \$26.1 billion worth of goods at-risk of modern slavery. This includes:



## Priority Recommendations for the government of the United Kingdom:

- Following the passing of the Marriage and Civil Partnership (Minimum Age) Act 2022 in England and Wales, which raised the age of marriage to 18, increase the legal age of marriage for males and females in Scotland to 18 years with no exceptions.
- Enact legislation recognising that victims should not be treated as criminals for conduct that occurred while under control of their exploiter and ensure the law is enforced.
- Remove laws or policies that prevent or make it difficult for workers to leave abusive employers without risking loss of their visa, deportation, and/or loss of security deposits.

# Modern slavery in Uruguay

## Global Slavery Index 2023 Country Snapshot



**Figure 1.**  
Prevalence of modern slavery across the Americas



### KEY STATS

Population (2021) 3,473,727

GDP per capita, PPP (Current intl \$) \$22,728

**1.9**

PREVALENCE OF MODERN SLAVERY per 1,000 people

**7,000**

NUMBER OF PEOPLE LIVING IN MODERN SLAVERY

**27/100**

VULNERABILITY TO MODERN SLAVERY

**56/100**

GOVERNMENT RESPONSE TO MODERN SLAVERY

### The scale of modern slavery

According to the 2023 Global Slavery Index, an estimated 1.9 in every thousand people were in modern slavery in Uruguay at any point in 2021. In other words, 7,000 people experienced forced labour or forced marriage in Uruguay in 2021. In terms of prevalence of modern slavery, Uruguay ranks 141th globally and 24th within the Americas.

Estimated number of people in modern slavery



**Figure 2.**  
Estimated number of people living in modern slavery across the Americas

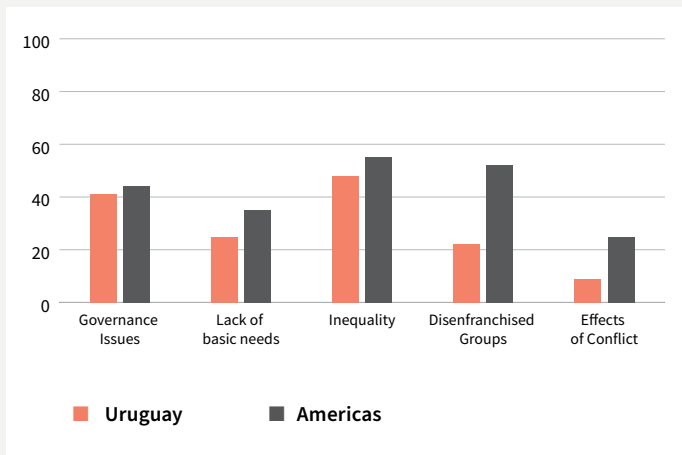
# Modern slavery in Uruguay

Global Slavery Index 2023  
Country Snapshot

## Vulnerability to modern slavery

How vulnerable a country's people are to modern slavery is dependent on a range of factors which reflect the strength of governance, access to basic needs, inequality, disenfranchised groups, and effects of conflict. On a scale of 0 to 100, with 100 being the highest vulnerability to modern slavery, Uruguay is rated as 27 and has below average vulnerability for the region. Vulnerability is highest in terms of inequality.

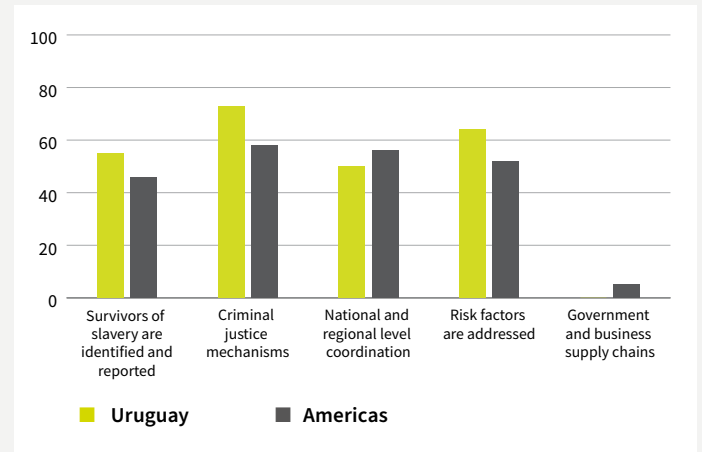
**Figure 3.** Vulnerability of Uruguay to modern slavery by dimension, compared to the regional average



## Government response to modern slavery

The government of Uruguay scored 56 out of 100 in their response to modern slavery. This places the government's response above the average regional response. Of the five areas of response assessed (milestones), the government has taken most action on effective criminal justice mechanisms and least action on addressing risk in government and business supply chains.

**Figure 4.** Government of Uruguay's responses to modern slavery by milestone, compared with the regional average



## Priority Recommendations for the government of Uruguay

- 1** Criminalise forced labour in line with international conventions.
- 2** Increase the legal age of marriage for males and females to 18 years without exceptions.
- 3** Ensure support services are available for all victims of modern slavery, regardless of gender, age, nationality, or sexuality.

**THE GLOBAL SLAVERY INDEX 2023**

**WALK FREE**

For more information on modern slavery, visit the Global Slavery Index 2023 website.

# Modern slavery in Venezuela

## Global Slavery Index 2023 Country Snapshot



**Figure 1.**  
Prevalence of modern slavery across the Americas



### KEY STATS

Population (2021) 28,435,943  
GDP per capita, PPP (Current intl \$) N/A

**9.5**

PREVALENCE OF MODERN SLAVERY per 1,000 people

**270,000**

NUMBER OF PEOPLE LIVING IN MODERN SLAVERY

**66/100**

VULNERABILITY TO MODERN SLAVERY

**27/100**

GOVERNMENT RESPONSE TO MODERN SLAVERY

### The scale of modern slavery

According to the 2023 Global Slavery Index, an estimated 9.5 in every thousand people were in modern slavery in Venezuela at any point in 2021. In other words, 270,000 people experienced forced labour or forced marriage in Venezuela in 2021. In terms of prevalence of modern slavery, Venezuela ranks 24th globally and 1st within the Americas.

**Figure 2.**  
Estimated number of people living in modern slavery across the Americas



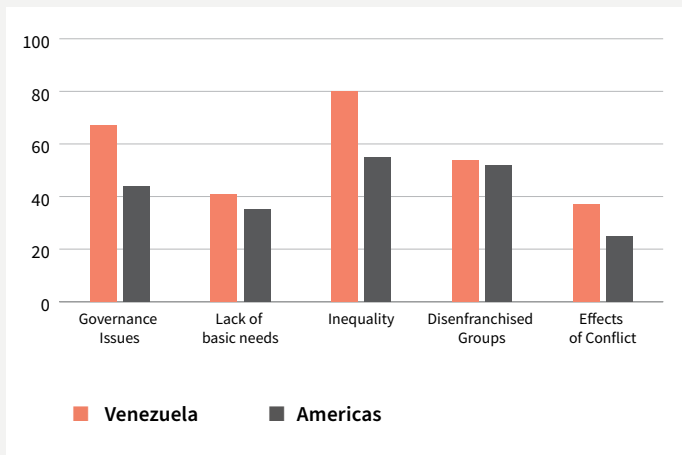
# Modern slavery in Venezuela

Global Slavery Index 2023  
Country Snapshot

## Vulnerability to modern slavery

How vulnerable a country's people are to modern slavery is dependent on a range of factors which reflect the strength of governance, access to basic needs, inequality, disenfranchised groups, and effects of conflict. On a scale of 0 to 100, with 100 being the highest vulnerability to modern slavery, Venezuela is rated as 66 and has above average vulnerability for the region. Vulnerability is highest in terms of inequality.

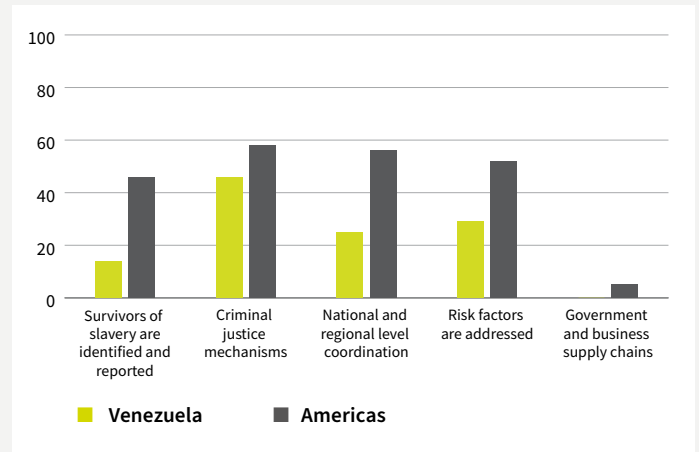
**Figure 3.** Vulnerability of Venezuela to modern slavery by dimension, compared to the regional average



## Government response to modern slavery

The government of Venezuela scored 27 out of 100 in their response to modern slavery. This places the government's response below the average regional response. Of the five areas of response assessed (milestones), the government has taken most action on effective criminal justice mechanisms and least action on addressing risk in government and business supply chains.

**Figure 4.** Government of Venezuela's responses to modern slavery by milestone, compared with the regional average



## Priority Recommendations for the government of Venezuela

- 1 Criminalise forced labour in line with international conventions.
- 2 Criminalise human trafficking in line with international conventions.
- 3 Increase the legal age of marriage for males and females to 18 years without exceptions.

