

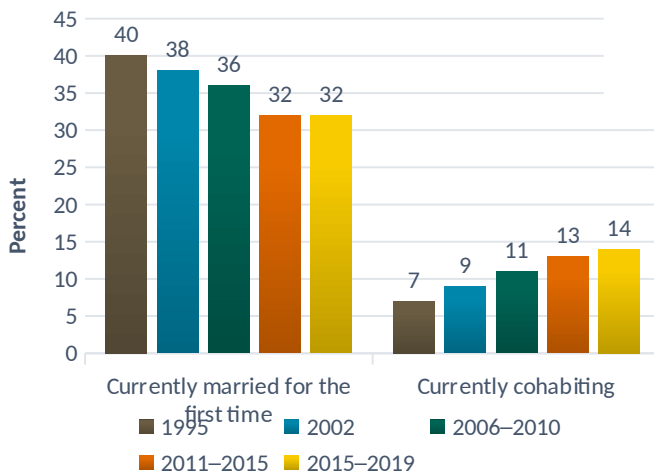
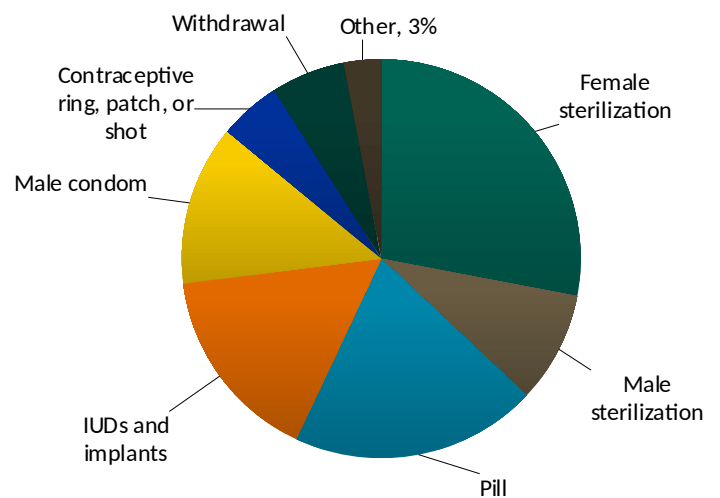
NSFG Family Facts

National Survey of Family Growth from the National Survey of Family Growth

Since 1973, the National Survey of Family Growth (NSFG) has been the premier source of high-quality data on a wide range of important topics related to family formation, fertility, and reproductive health in the United States. NSFG was last conducted from 2015 to 2019 with women and men aged 15–49, and the survey resumed in 2022. Some examples of how the survey data have been used include:

Current use of contraception

Among women aged 15–49 who were currently using contraception in 2015–2019, the most common methods were female sterilization, the pill, intrauterine devices (IUDs) and implants, and the male condom.

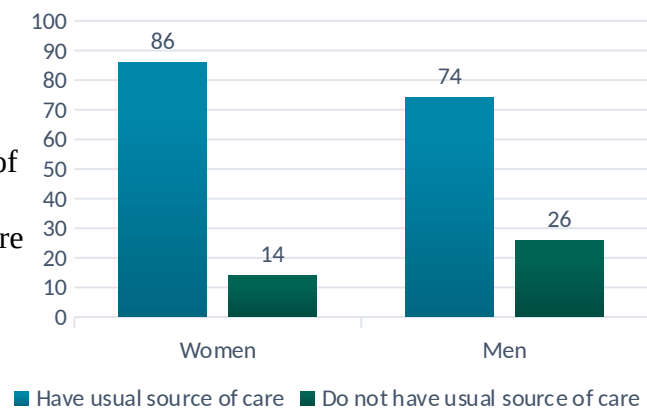


Marriage and cohabitation

The percentage of women aged 15–44 currently in their first marriage was 32% in 2015–2019, compared with 40% in 1995. The percentage of women currently cohabiting was 14% in 2015–2019, compared with 7% in 1995.

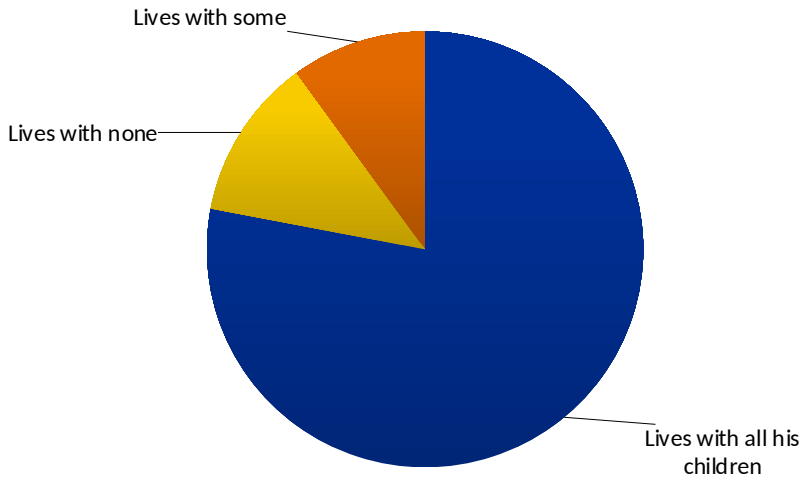
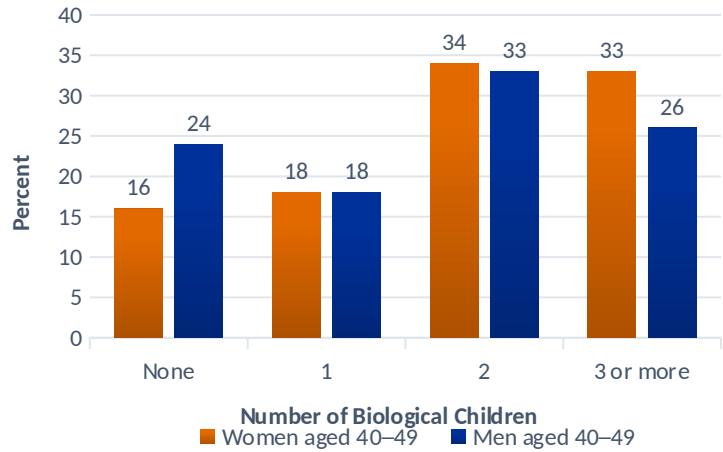
Usual source of care

Among those aged 15–49 in 2015–2019, 14% of women and 26% of men reported they do not have a place where they usually go when they are sick or need advice about health.



Number of biological children

Among men aged 40–49 in 2015–2019, 24% have not fathered any children and 26% have fathered three or more children. Among women aged 40–49 in 2015–2019, 16% have not had any children and 33% have had three or more children.



Fathers' living arrangements with their children

Among fathers aged 15–49 who had children aged 18 or younger in 2015–2019, 78% were currently living with all those children, 12% were not living with any of those children, and 10% were living with some of those children.



Centers for Disease Control and Prevention
National Center for Health Statistics

Among babies born in 2014–2016, 82% were ever breastfed and 62% were breastfed for at least 3 months.

