


**Department of Homeland Security
Transportation Security Administration
Office of Information Technology**



**Alien Flight Student Program
Candidate Screens**

Main Page.....	3
Creating a User ID.....	4
Logging into AFSP.....	11

Main Page



Transportation
Security
Administration

Alien Flight Student Program
Department of Homeland Security

User ID:

Password:

Login

[Create New Student Account](#) | [I Forgot My Login Information](#)

[What's New](#) | [Legislation](#) | [FAQ's](#) | [Application Guide](#) | [Contact Us](#)

What's New

[Expand All](#) | [Collapse All](#)

+ Expiration Policy - 06/03/2008

TSA has revisited the Expiration Policy information first posted on the AFSP website May 29, 2007 and has decided that the existing 365-day expiration policy remains in effect. TSA is publishing the following to further clarify the length of time that an AFSP-required training event is valid. PLEASE READ THE FOLLOWING INFORMATION CAREFULLY.

AFSP Training Request Expiration Policy


All AFSP training requests are valid for 365 days from the date the candidate receives AFSP approval to train. After 365 days, a candidate must submit a new training request for any additional training he/she wishes to take, regardless if the training is on the same certificate or type rating.

- Once a candidate receives AFSP approval to train, s/he must begin training within 180 days and finish within 365 days of the approval date or must train on that request.
- Training cannot commence or continue on an expired training request. Expired applications cannot be reinstated and are non-refundable.
- THE CANDIDATE AND PROVIDER HAVE THE FULL RESPONSIBILITY TO ENSURE THE REQUEST IS ACTIVE.
- Starting June 5, 2008, expired requests will be marked as "Expired" in red on both the Provider and Candidate websites. By clicking the expiration link, the user can view the date AFSP approval was granted and also the date the request expired.

+ Important Notice-AFSP Training Request Cancellation Policy - 02/26/2008

+ New Fingerprint Process - 02/04/2008

View of the main page, collapsed:


Alien Flight Student Program
 Department of Homeland Security

[Login](#)
[Create New Student Account](#) | [Forgot My Login Information](#)

[What's New](#) | [Legislation](#) | [FAQ's](#) | [Application Guide](#) | [Contact Us](#)

What's New

Expand All | Collapse All

- [+ Expiration Policy - 06/03/2008](#)
- [+ Important Notice-AFSP Training Request Cancellation Policy - 02/26/2008](#)
- [+ New Fingerprint Process - 02/04/2008](#)
- [+ New Vetted Training Event for Category 3 - 02/01/2008](#)
- [+ New Login Page - 01/07/2008](#)
- [+ Training Request Revalidation - 10/02/2007](#)
- [+ New Website Security Questions - 09/24/2007](#)
- [+ Archived...](#)

We sometimes need to bring our server down for upgrades and other maintenance. These scheduled outages will be on Tuesdays and Thursdays from 3 am (0300) to 6 am (0600) Eastern Standard Time.

[Transportation Security Administration](#) - [Terms of Use](#) - [Privacy Policy](#) - [Paperwork Reduction Act](#) - [Privacy Act Statement](#)
 This page is best viewed with Microsoft Internet Explorer 6.0

Creating a User ID

Access to AFSP is controlled by a username and password authentication system through the main page at www.flightschoolcandidates.com. Usernames are created during registration.

STEP 1. WELCOME TO AFSP!

You are beginning the process of creating a **candidate** account on the Alien Flight Student Program web site. Please make sure you have the following information ready to make creating your account as easy as possible:

A current, valid, Government-issued ID (typically a passport).
A valid e-mail address we can use to send you your ID and password.

If you have previously created an account, or if you are a candidate who has forgotten your password, please select the "[Forgot Your Password](#)" link to have your login information emailed to you. Do NOT attempt to create a new account. If you have questions or concerns, please contact us at AFSP.help@dhs.gov.



Cancel

<< Previous

>> Next

Reset Form

Finished >>

STEP 2. PERSONAL INFORMATION

Please enter the following information **EXACTLY** as it appears on your current, valid identification:

First Name

Middle Name

Last Name

Date of Birth Exact Approx.

Also, a telephone number in case we need to reach you:

Telephone

* Fields in red are required



Cancel

<< Previous

>> Next

Reset Form

Finished >>

STEP 4. EMAIL AND PASSWORD INFORMATION

Please choose a username and enter a valid e-mail address. This email address will be used to send you your login information, so make sure it is valid and you have access to it.

This Username will be locked to your account, and will be used for other agencies, such as fingerprinting, and CANNOT be changed.

User Name	<input type="text"/>
E-mail Address	<input type="text"/>
Re-enter E-mail Address	<input type="text"/>

Username must be between 8 and 16 characters, and be in alpha-numeric format (a-Z, 0-9).



<input type="button" value="Cancel"/>	<input type="button" value="<< Previous"/>	<input type="button" value=">> Next"/>	<input type="button" value="Reset Form"/>	<input type="button" value="Finished >>"/>
---------------------------------------	--	--	---	--



STEP 5. WEBSITE SECURITY QUESTIONS

Website Security Questions

Attention: You must now provide your own personalized answers to the security questions below.

Instructions: Please answer the 3 security questions below and type your responses in the boxes provided.

Tip: Choose answers that you can easily remember. AFSP will not be able to supply these answers if you forget them. If you forget your login information and no longer have access to the email address on file, you can now change your email address online after correctly answering the security questions. For more information about the Website Security Questions, please visit the [Frequently Asked Questions](#) page.

1. In what city were you born?

2. What is your favorite food?

3. What is your favorite color?



Cancel

<< Previous

>> Next

Reset Form

Finished >>



STEP 6. INFORMATION SUMMARY

First Name	Joe
Middle Name	
Last Name	Smith
Date of Birth	January 01, 1994 (01/01/1994)
Exact	✓
Telephone	3213213214
Identification Type	Passport: Regular
Identification Number	152854785
Issue Date	July 06, 2002 (07/06/2002)
Expiration Date	April 27, 2011 (04/27/2011)
Identification Country	Bhutan
City of Issuance	sdarfgtasdfg
Identification was issued outside the country of issuance	✓
Identification has been	✗



Cancel << Previous >> Next Reset Form Finished >>

STEP 7. DIGITAL SIGNATURE

Title 18 Section 1001 of the U.S. Code provides that knowingly falsifying or concealing a material fact is a felony that may result in fines of up to \$10,000 or 5 years in prison or both. By submitting this form, you are certifying that the information provided herein is true and complete to the best of your knowledge and ability.

I hereby declare under penalty of perjury that the information contained on this form is true and correct.

Enter this code (Case-sensitive) into box below to digitally sign:

DXMsn2CW66

Digital Signature

Click the finished button once you have entered the digital signature correctly.



Cancel

<< Previous

>> Next

Reset Form

Finished >>

STEP 6. LOGIN TO YOUR AFSP ACCOUNT

Thank you for creating an account with AFSP.

Please check your email to obtain your AFSP password, and then

[Click Here](#)

to return to the login screen.

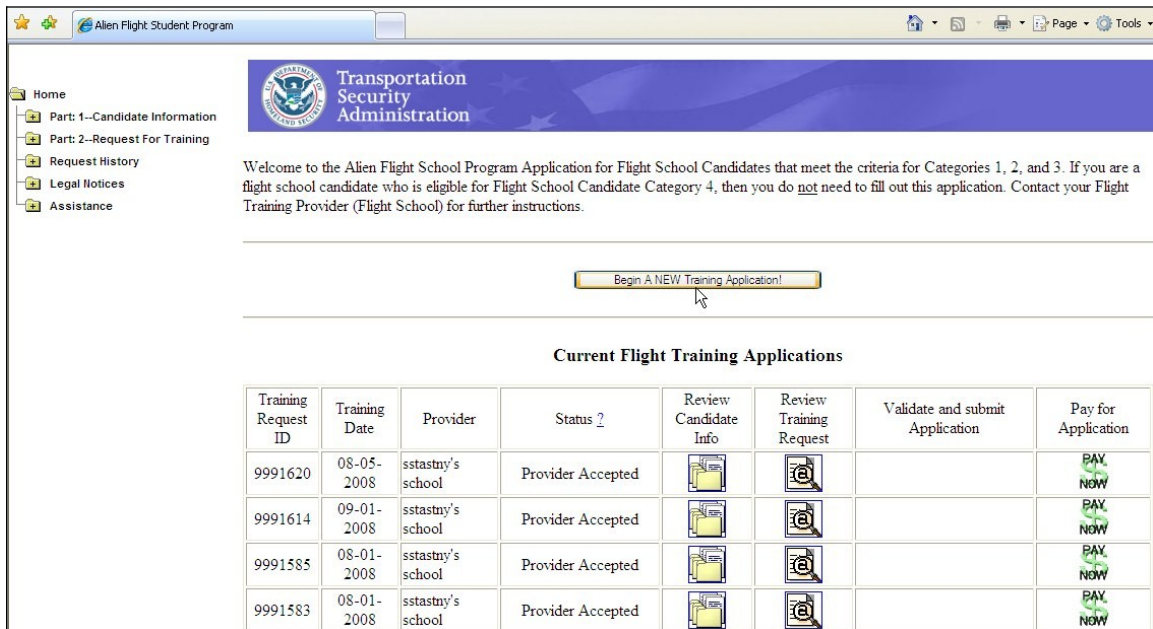
If you have not received an email within one hour, please visit the [Login Frequently Asked Questions](#) page or contact the Help Desk at AFSP.Help@dhs.gov.

[Login Frequently Asked Questions](#)

Logging into AFSP















The login page features the Transportation Security Administration logo on the left. The main heading is "Alien Flight Student Program" under the Department of Homeland Security. On the right, there are input fields for "User ID" (containing "student username") and "Password" (containing six dots). A blue "Login" button is positioned below the password field, with a mouse cursor hovering over it. Below the login fields are links for "Create New Student Account" and "I Forgot My Login Information". At the bottom, a blue navigation bar contains links for "What's New", "Legislation", "FAQ's", "Application Guide", and "Contact Us".



The dashboard includes a left-hand navigation menu with items: Home, Part 1--Candidate Information, Part 2--Request For Training, Request History, Legal Notices, and Assistance. The main content area has a blue header with the TSA logo and the text "Welcome to the Alien Flight School Program Application for Flight School Candidates that meet the criteria for Categories 1, 2, and 3. If you are a flight school candidate who is eligible for Flight School Candidate Category 4, then you do not need to fill out this application. Contact your Flight Training Provider (Flight School) for further instructions." Below this is a yellow button labeled "Begin A NEW Training Application!".

Current Flight Training Applications

Training Request ID	Training Date	Provider	Status ?	Review Candidate Info	Review Training Request	Validate and submit Application	Pay for Application
9991620	08-05-2008	sstastny's school	Provider Accepted				
9991614	09-01-2008	sstastny's school	Provider Accepted				
9991585	08-01-2008	sstastny's school	Provider Accepted				
9991583	08-01-2008	sstastny's school	Provider Accepted				

- Home
- Part: 1--Candidate Information
- Part: 2--Request For Training
- Request History
- Legal Notices
- Assistance




Transportation Security Administration

Please provide the following information (fields in red are mandatory).

Candidate Name (as it appears on your Passport):	
First Name(s):	<input type="text" value="Roger"/>
Middle Name(s):	<input type="text" value="Gois"/>
Last Name(s):	<input type="text" value="Rodrigues"/>
Name Suffix:	<input type="text" value=""/>
Maiden Name:	<input type="text" value=""/>
Gender:	<input type="text" value="Male"/>
Measurements:	inches/lbs: <input checked="" type="radio"/> cms/kg: <input type="radio"/>
Height (Format: NNN in inches/cm):	<input type="text" value="64"/>
Weight (Format: NNN in lbs/kg):	<input type="text" value="165"/>
Date of Birth:	<input type="text" value="July"/> <input type="text" value="17"/> <input type="text" value="1936"/> <input checked="" type="radio"/> Exact <input type="radio"/> Approximate
Birth Country:	<input type="text" value="United Kingdom"/>
Nationality:	<input type="text" value="Frankfurt"/>
Eye Color:	<input type="text" value="Blue"/>
Hair Color:	<input type="text" value="Blonde"/>
<input type="button" value="Save Record"/>	

Links:

- [Home](#)
- [ACPA Homepage](#)
- [AAAE Homepage](#)
- [FAA Homepage](#)
- [Exit](#)



Transportation Security Administration

Step: 2 of 9 - Other Names ?

Please provide any other names that you have used. It is important that if you use names other than the one listed in Step One, that you list those names in this step. After entering a name, hit the "Save Record" button. If you have more than one additional name, please enter your next name and hit the "Save Record" button again. You can add as many names as necessary. Each name should appear in a box on the top of the screen. Fields in red are mandatory.

→ If you have NEVER used any other name, check this box:

Add Other Name

Full Name:	<input type="text" value=""/>
Name Type:	<input type="text" value=""/>
Start Date:	<input type="text" value=""/> <input type="text" value=""/> <input type="text" value=""/> <input checked="" type="radio"/> Exact <input type="radio"/> Approximate
End Date:	<input type="text" value=""/> <input type="text" value=""/> <input type="text" value=""/> <input type="checkbox"/> Current <input checked="" type="radio"/> Exact <input type="radio"/> Approximate
<input type="button" value="Save Record"/>	

<< Step: 1

Saved Successfully



Step: 3 of 9 - Citizenship Information ?

Please provide your current and historical citizenship information. If you hold or held citizenship in multiple countries you must list each citizenship. After entering a citizenship, hit the "Save Record" button. If you have more than one additional citizenship, please enter your next name and hit the "Save Record" button again. You can add as many citizenships as necessary. Each citizenship you hold or held should appear in a box on the top of the screen. Fields in red are mandatory.

#	Country/ Passport Authority	Type	Qualification	Start Date	End Date	Edit
1	Austria	Current		01-08-1984	PRESENT	(Edit)

Add Citizenship Information

Country of Citizenship:	<input type="text"/>
Type:	<input type="text"/>
Qualification for Citizenship:	<input type="text"/>
Start Date:	<input type="text"/> <input type="text"/> <input type="text"/>
End Date:	<input type="text"/> <input type="text"/> <input type="text"/> <input type="checkbox"/> Current
<input type="button" value="Save Record"/>	

<< Step: 2 **Step: 4 >>** Cancel Help



Step: 4 of 9 - Identification Numbers ?

Please provide all of the following forms of identification that you possess. These may include Pilot Certification information (FAA or Foreign Airman's Certification), Passport Information and Visa information. While some candidates may not possess a FAA Certificate, Foreign Airman's Certificate, or a Visa, all flight training candidates are REQUIRED to have a valid Passport and MUST enter this information. Using the dropdown box below, select each identification form and hit the "Add New Entry" button. Fields in red are mandatory.

- Passport: Please provide your current and historical Passport information for all countries you have held passports. After entering one of your Passport's, hit the "Save Record" button. If you have more than one additional Passport, please enter your next Passport and hit the "Save Record" button again. You can add as many Passports as necessary. Each Passport should appear in a box on the top of the screen.
- Certificate Number:
 - If you have a FAA Pilot Certificate, please enter this information and select "United States of America" for the Country of Issuance.
 - If you have a Foreign Airman's Certificate, please enter this information and select the appropriate country for the Country of Issuance.
- U.S. Visa: If you have a U.S. Visa, please enter this information. Do not list visas from non-U.S. sources.
 - AFSP may cancel an applicant's flight training request if AFSP becomes aware the candidate is intending to take flight training without the appropriate immigration status. If you have questions about a cancelled request, you may call AFSP at (571) 227-4544.
 - NOTE: Lawful Permanent Residents (LPRs) of the United States can list their residency information as visa type *Xb - Lawfully Admitted for Perm Resident*

#	ID	Type	Number	Country	Edit
1	Passport	Regular	22222222	United Kingdom	(Edit)

#	ID	Type
1	Passport	Regular



Step: 5 of 9 - Address Information ?

Please provide ALL residences/address** held for over 30 days, for the past 5 years. After entering an address, hit the "Save Record" button. Enter your next address and hit the "Save Record" button again. You can add as many addresses as necessary. Each address should appear in a box on the top of the screen. Fields in red are mandatory.

**NOTE: Please include address apartment number when applicable.

#	Address	Start Date	End Date	Phone Number	Edit
1	123 Main Street, Cambridge, British Columbia, CAN 2222	02-11-2001	PRESENT	5196216932	(Edit)

Add Address Information

Type:	<input type="text"/>
Start Date:	<input type="text"/> <input type="text"/> <input type="text"/>
End Date:	<input type="text"/> <input type="text"/> <input type="text"/> <input type="checkbox"/> Current
Street Address (Include address apartment number when applicable):	<input type="text"/> <input type="text"/>
Locale:	
Country / Passport Authority:	<input type="text"/>
City:	<input type="text"/>
State/Province:	<input type="text"/> <input type="button" value="State / Province"/>
Zip / Postal Code:	<input type="text"/>
Phone Number:	<input type="text"/>
<input type="button" value="Save Record"/>	
<input type="button" value=" << Step: 4"/> <input type="button" value=" Step: 6 >>"/> <input type="button" value=" Cancel"/> <input type="button" value=" Help"/>	



Step: 7 of 9 - Training Details ?

Please provide the following information for each training event you are attending (fields in red are mandatory). You can only list one provider and one training event for each training request. Each training request requires a separate \$130 application fee. After entering the training event information below, hit the "Save Record" button. Each training request should then appear in a box on the screen. You may submit more training requests below if you need to register for additional courses and/or providers.

Saved Requests -- Not yet submitted:

Training Request ID	School	Course ID	Course Name	Start Date	End Date	Edit
9991435	sstastny's school	asdfg	asdf	09-01-2008	09-29-2008	(Edit)
9991448	sstastny's school	asdf	asd	07-01-2008	08-08-2008	(Edit)
9991456	sstastny's school	zdg	sag	07-01-2008	07-28-2008	(Edit)
9991460	sstastny's school	asd	asdf	10-01-2008	10-27-2008	(Edit)

You are logged into the account of **Susan Stastny**. ONLY CREATE A TRAINING REQUEST IF YOU ARE THIS PERSON.

New Training Request

State:

Provider Name:

Student Identification # from school:

Course ID#:

Class Name:

Aircraft Type:

[Click Here](#) for help with FAA Certificate Types, then go to the bottom of the right-hand list on that screen and click **Type Certificate Data Sheets (Make Model)**

Start Date:

End Date:



Step: 8 of 9 - Request Category ?

Please select a request to enter category for:

Training Request ID	School	Course ID	Course Name	Start Date	End Date	Select
9991435	sstastny's school	asdfg	asdf	09-01-2008	09-29-2008	(Select)
9991448	sstastny's school	asdf	asd	07-01-2008	08-08-2008	(Select)
9991456	sstastny's school	zdg	sag	07-01-2008	07-28-2008	(Select)
9991460	sstastny's school	asd	asdf	10-01-2008	10-27-2008	(Select)

Step: 8 of 9 - Request Category ?

Please select the Flight Training Candidate Category for which you are eligible. Should you select a Category for which you are not eligible; TSA will notify you via email. If you are eligible for Category II, you must select both Category II and the sub category for which you are eligible. If you have further questions regarding the Flight Training Candidate Categories please view the FAQ section or contact the AFSP helpdesk at AFSP_help@dhs.gov or (571) 227-4544.

- Category I.** Candidates for training on aircraft weighing **more than 12,500 lbs** that are not current and qualified to operate the aircraft for which they are requesting training on.
- Category II.** Candidates for training on aircraft weighing **more than 12,500 lbs** who possess one of the following (select the first checkbox that applies to you):
- (1) hold an airman's certificate that is recognized by a U.S. agency, including a military agency, and that permits the candidate to operate a multi-engine aircraft that has a certified takeoff weight of more than 12,500 pounds; if this is not applicable, see the next checkbox ...
You will be required to upload or fax a copy of your airman's certificate to TSA.
 - (2) are employed by a foreign air carrier that operates under 14 CFR part 129 and that has a security program approved under 49 CFR part 1546; if this is not applicable, see the next checkbox ...
You must enter the information for this employer under the employer section.
 - (3) have unescorted access authority to a secured area of an airport under 49 U.S.C 44936(a)(1)(A)(ii), 49CFR 1542.209, or 49 CFR 1544.229; if this is not applicable, see the next checkbox ...
 - (4) Are a flight crew member who who has successfully completed a criminal history records check in accordance with 49 CFR 1544.230; if this is not applicable, see the next checkbox ...
 - (5) are part of a class of individuals that TSA has determined that providing flight training to poses a minimal threat to aviation or to national security because of the flight training already possessed by that class of individuals.
- Category III.** Candidates for training on aircraft weighing **12,500 lbs and under.**

Save Record

Save Record

<< Step: 7

Step: 9 >>

Cancel

Help



Upload/Fax Required Documents ?

You must either upload or indicate that you have faxed or emailed the following required documents:

1. A copy of your current unexpired passport.

Note: Please include those pages of the passport that indicate the date of approval, the date of expiration, passport number and photograph. Failure to provide this information will cause delays in adjudicating the application.

TSA accepts the following file extensions: BMP, DOC, GIF, HTML, JPEG, JPG, PDF, and TIF.

Please limit your submitted file to less than 5 MB in size. Files greater than 5 MB will be rejected.

Please be sure that the passport image you submit is completely legible. The text must be readable and the photo must clearly show all facial features. AFSP recommends scanning the original passport and either uploading the image to your account or emailing the image to afsp.help@dhs.gov. Please remember to include your Training Request number in the subject line.

Training Request ID	Doc Type	File Name	File Size	Faxed	Emailed	Edit
9991448	Passport	gov.jpg	13264	No	Yes	(Delete)

Upload New Document

Document Type (required for either upload or fax): Passport

File Name: [Browse...](#)

I will fax a copy of this document instead of uploading. Click [here](#) for fax sheet. The AFSP fax number is (571) 227-4532 or (571) 227-4534.

I will email a copy of this document later instead of uploading. Do not send this email until AFTER you have paid for your training request. Please make sure to include your Name and the Training Request Number in the subject line of the email.

[Save Record](#)

[<< Step: 8](#) [Home >>](#) [Cancel](#) [Help](#)

Upload New Document

Document Type (required for either upload or fax): Passport

File Name: [Browse...](#)

I will fax a copy of this document instead of uploading. Click [here](#) for fax sheet. The AFSP fax number is (571) 227-4532 or (571) 227-4534.

I will email a copy of this document later instead of uploading. Do not send this email until AFTER you have paid for your training request. Please make sure to include your Name and the Training Request Number in the subject line of the email.

[Save Record](#)

Submitting a Training Request

Home		Transportation Security Administration						
Part: 1--Candidate Information	9991467	2008	school	Provider Accepted				
Part: 2--Request For Training	9991463	09-01-2008	sstastny's school	Provider Accepted				
Request History	9991460	10-01-2008	sstastny's school	Draft				
Legal Notices	9991459	08-24-2008	sstastny's school	Documentation Accepted				
Assistance	9991292	10-01-2007	sstastny's school	Provider Accepted				

Transportation Security Administration	
Part 1: Applicant Validation Errors and Missing Information	
-- Basic Information	No Errors.
-- Other Names	No Errors.
-- Citizenship	No Errors.
-- Identification Numbers	No Errors.
-- Addresses	No Errors.
-- Employment	No Errors.
Part 2: Training Request Errors and Missing Information	
-- Training Request Details	No Errors.
-- Training Request Category	No Errors.
-- Training Request Required Documents	No Errors.
<p>Applicant and Training Request Information has passed validation successfully. You may submit your application now by selecting the "Submit Application" Button below, or you may choose to submit it later, from the "Home" screen by selecting the "Cancel" button.</p>	
<p> <input type="button" value="Submit Application"/> <input type="button" value="Cancel"/> </p>	