



User Guide: Treasury Portal for Recipient Reporting Emergency Rental Assistance Program

July 9, 2021

DRAFT- For Discussion Purposes Only

Revision	Date	Description
Version 0.2	7/7/2021	<ul style="list-style-type: none"> - Incorporated Jim's comments - Incorporated Booz's Bulk Upload Document into Appendix - Minor language updates
Version 0.3	7/8/2021	<ul style="list-style-type: none"> - Revised numeric formatting - Added to Participant Household data Bulk Upload section - Language updates to match Salesforce -
Version 0.4	7/9/2021	<ul style="list-style-type: none"> - Clean Version including Salesforce screens



Table of Contents

I.	Reporting Basics.....	5
II.	Navigation & Logistics.....	Error! Bookmark not defined.
III.	Recipient Information	8
IV.	Quarterly Report Selection	9
V.	Subaward/Expenditure Reporting	10
VI.	Federal Financial Reporting – Form SF-425	15
VII.	Project Overview and Performance Narrative	15
VIII.	ERA Programmatic Reporting	18
IX.	Household Payment Data File	22
X.	Official Certification	20
XI.	Appendices.....	XX



List of Figures

Figure 1 – Recipient Information.....	9
Figure 2 – Conditional Entry for SAM.gov Registration.....	9
Figure 3 – Award Detail Sub-Module.....	10
Figure 4 – Subrecipient Profile Sub-Module.....	12
Figure 5 – Subrecipient Profile Sub-Module Bulk Upload.....	12
Figure 6 – Subaward Reporting Sub-Module.....	13
Figure 7 – Subaward Reporting Sub-Module.....	13
Figure 8 – Subaward Reporting Sub-Module.....	13
Figure 9 – Data Entry for Expenditures > \$30,000.....	14
Figure 10 – Bulk Upload for Expenditures > \$30,000.....	15
Figure 11 – Data Entry for Aggregate Expenditures < \$30,000.....	15
Figure 12 – Data Entry for Individual Payments < \$30,000.....	15
Figure 13 – Form SF-425 Upload.....	16
Figure 14 – Project Overview Data Entry.....	17
Figure 15 - Project Description and System for Prioritizing Assistance.....	17
Figure 16 - Performance Narrative.....	18
Figure 17 – Effective Practices Narrative Entry.....	18
Figure 18 – Programmatic Reporting Bulk Upload.....	19
Figure 19 – Reporting on ERA Applicants.....	19
Figure 20 – Reporting on ERA Assistance Provided.....	20
Figure 21 – Reporting on ERA Protections to Vulnerable Communities.....	21
Figure 22 – Reporting on ERA Protections to Vulnerable Communities.....	22
Figure 23 – Reporting on Non-Expended Approved ERA Funds.....	23
Figure 24 – Address-Level Program Data Bulk Upload.....	23
Figure 25 – Form Submission Certification.....	24



The following color coding has been inserted to highlight sections that will change as new images, links, or features become available. This page will be removed once the information is inserted and final revisions are made.

Editing Color Coding

Image or link to be inserted

Transitional language, features that may/may not be present in final version

(ERA Screen Number)



Section I. Reporting Basics

a) Overview

This document is intended to be used as a companion to the Emergency Rental Assistance (ERA) Reporting Guidance. The ERA Reporting Guidance contains all relevant information and guidance on specific reporting requirements, while this ERA User Guide will assist you in navigating and reporting information in the Treasury Portal. You should refer to the Treasury ERA page for the latest guidance and updates on various reporting topics at <https://home.treasury.gov/policy-issues/coronavirus/assistance-for-state-local-and-tribal-governments/emergency-rental-assistance-program>.

The ERA program makes funding available to assist households that are unable to pay rent or utilities. Two separate programs have been established:

- ERA1 provides up to \$25 billion under the Consolidated Appropriations Act, 2021, which was enacted on December 27, 2020.
- ERA2 provides up to \$21.55 billion under the American Rescue Plan Act of 2021, which was enacted on March 11, 2021.

The funds are provided directly to States, U.S. territories, local governments, referred to as “State, Local, and Territorial Recipients”, and Indian Tribes, Tribally Designated Housing Entities (TDHEs), as applicable, and the Department of Hawaiian Home Lands (DHHL), referred to as “Tribe, TDHE, and the DHHL Recipients”.

Each Recipient is required to submit regular reporting that covers all recipient, subrecipient, and contractor activities subject to ERA1 and ERA2. Each report must provide performance and financial information including background information about the ERA project that is the subject of the report; participant (household, beneficiary) data; and financial information with details about obligations, expenditures, direct payments, and subawards.

Additional information is located in the Reporting Guidance posted on the [ERA website](#), as well in the ERA Frequently Asked Questions (FAQs) and fact sheets, which provide important information regarding ERA.

Section II. Quarterly Report Selection

In this module, you will select the Quarterly Report that you are required to complete

- a) The landing page of the ERA application will list your ERA1 and ERA2 FAINs that the Recipient has received from Treasury along with current Quarter report indicated in “Draft”. You will be also be able to select and review previous Quarterly reports.

Quarterly Report Selection

No.	FAIN	Program	Assistance Listing No./CFDA No.	Report	Submission Deadline	Status	
1	123456789	CRF	1233333333	Seth Testing	6/25/2021	Submitted	View Information
2	1373044		09151996	Franco Testing	12/31/2021	Draft	Provide Information

Note: Users will need to submit ERA1 and ERA2 data separately. Always be aware of a given report’s association with ERA1 or ERA2.



- b) To navigate to a specific report, click on *Provide Information* to enter data for the specific ERA Award.

Section III. Recipient Profile

In this module, you will review and update your Organization’s information.

a) Recipient Profile

- 1. The majority of the information will be pre-populated as available through your ERA Application file. Enter your **Recipient DUNS (+4)** (if applicable) for your organization.
- 2. Notify the Treasury team immediately if any information is incorrect via the **“functionality to be updated”**

Recipient Profile	Projects	Demographics	Report	Certification	Upload Test
-------------------	----------	--------------	--------	---------------	-------------

Recipient Profile

Instructions

Please verify that you are an authorized representative of the recipient and confirm the accuracy of your organization's program profile.

Recipient Information		Authorized Representative for Reporting (ARR) Information	
Recipient DUNS	137304402	Primary ARR Name	Mike Jones
Recipient DUNS (+4)	1111	Primary ARR Title	CEO
Recipient TIN	987654321	Primary ARR Email Address	test@test.com
Recipient Legal Entity Name	Test Entity	Primary ARR Phone	(111) 111-1111
Recipient Type	Government Entity	Secondary ARR Name	Juan Soto
Recipient Address	123 Test Lane	Secondary ARR Title	Senior Manager
Recipient Address 2	n/a	Secondary ARR Email Address	test@test.com
Recipient Address 3	n/a	Secondary ARR Phone	(222) 222-2222
Recipient City	Fairfax	Tertiary ARR Name	Director
Recipient State/Territory	Arizona	Tertiary ARR Title	CIO
Recipient Zip5	22222	Tertiary ARR Email Address	test@test.com
Recipient Zip+4	1111	Tertiary ARR Phone	333333333
Congressional District	USA		
Country Name	USA		
Country Code	USA		

Figure 1 – Recipient Information

b) Conditional Entry based on SAM.gov Registration Status

- 1. If you are not registered in SAM.gov, you can get registered by visiting **[insert link/information here]**.
- 2. In the event that your organization is not registered with SAM.gov, update the following screens to provide executive compensation information.

Note: This information is required for Treasury to complete the FSRs.gov reporting on your behalf.



* Is the Recipient Registered in SAM.Gov?

* In the preceding fiscal year, did recipient receive 80% or more of its annual gross revenue from federal funds?

* In the preceding fiscal year, did recipient receive \$25 million or more of its annual gross revenue?

* Is the "total compensation" for the organization's five highest paid officers publicly listed or otherwise listed in SAM.gov?

Save

Show Point of Contact List

Point of Contact List

No.	Name	Title	Phone	Email	Roles
1	Mike Jones	CEO	111-222-3333	test@test.com	ERA - Point of Contact for Reporting

Figure 2 – Recipient Executive Compensation Reporting

* Is the Recipient Registered in SAM.Gov?

* In the preceding fiscal year, did recipient receive 80% or more of its annual gross revenue from federal funds?

* In the preceding fiscal year, did recipient receive \$25 million or more of its annual gross revenue?

* Is the "total compensation" for the organization's five highest paid officers publicly listed or otherwise listed in SAM.gov?

* If no, please enter the information below

No.	Name	Total
1	Test 1	\$100.00
2	Test 2	\$1,000.00
3	Test 3	\$10,000.00
4	Test 4	\$100,000.00
5	Test 5	\$1,000,000.00

Save

Figure 3 - Conditional "No" Entry for Executive Compensation Reporting

3. Click the Save button to record progress and advance to the next module.

Section IV. Projects

In this module, you will provide an overview of the ERA Project.

a) Project Overview Sub-Module



In this Sub-Module, you will provide additional information pertaining to the project and provide a description of the project's intentions, goals, and accomplishments.

1. Manually enter a unique **Project ID** and **Project Name** .
2. Manually enter the **ERA Project Website URL** and indicate the **Geographic Service Areas** served by the project.

Note: Tribe, TDHE, and the DHHL Recipients are not required to submit the **Geographic Service Areas**.

The screenshot shows the Treasury COVID-19 Relief Hub interface. At the top, there is a blue header with a menu icon and the text "Treasury COVID-19 Relief Hub". Below the header is a navigation bar with tabs for "Recipient Profile", "Projects", "Demographics", "Report", "Certification", and "Upload Test". The "Projects" tab is selected. In the top right corner of the main content area, there is a blue button labeled "Bulk Upload". The main content area is titled "Project Overview" and contains an "Instructions" section. The instructions state: "In the following section, you will create project Overviews for each ERA-funded project operated by your organization. The project Overviews contain information like name, website, service area, cumulative and quarterly obligations and expenditures and subrecipients. Each subsequent quarterly report will require you to review and update existing project Overview records as well as create new project Overview records for new ERA-funded projects." Below the instructions is a form with the following fields: "FAIN" (text input with value "123456"), "* Project ID" (text input), "* Project Name" (text input), "* ERA Project Website URL" (text input with a globe icon), and "* Geographic Service Area" (dropdown menu with "--None--" selected).

Figure 4 – Project Overview Data Entry

3. Utilize the Project Description text box to provide a narrative description on the project. You should include **major timelines, key partner organizations, planned outreach strategies, other housing services provided, housing stability services provided, and other affordable rental housing and eviction prevention services provided, if applicable.**
4. Utilize the System for Prioritizing Assistance text box to provide a narrative description on the Recipient's system of prioritizing assistance to participant households of certain incomes.



Project Description
* Please provide a narrative describing your ERA project. The narrative should include a description of the ERA project's:

- (1) performance goals;
- (2) major timelines;
- (3) key partner organizations that are subawardees;
- (4) planned outreach strategies;
- (5) types of housing stability services provided;
- (6) types of other affordable rental housing and eviction prevention services provided if applicable.

System for Prioritizing Assistance
* Please provide a brief narrative description (2,000 characters or less) of the Recipient's system for prioritizing assistance to households with incomes less than 50% of area median income and to households with one or more members that have been unemployed for at least 90 days. Please provide the webpage URL where information is posted on the Recipient's website.

Use of Fact Based Proxies for Determining Eligibility
* Did your organization use any fact-based proxies for determining income eligibility for financial assistance under the ERA grant?

--None--

Create Project

Figure 5 - Project Description and System for Prioritizing Assistance

5. Select "yes" or "no" from the dropdown menu depending on if your organization used any fact-based proxies when determining income eligibility.
6. If you used fact-based proxies, then provide a narrative description of the proxies used and known procedures.

Project Description
* Please provide a narrative describing your ERA project. The narrative should include a description of the ERA project's:

- (1) performance goals;
- (2) major timelines;
- (3) key partner organizations that are subawardees;
- (4) planned outreach strategies;
- (5) types of housing stability services provided;
- (6) types of other affordable rental housing and eviction prevention services provided if applicable.

System for Prioritizing Assistance
* Please provide a brief narrative description (2,000 characters or less) of the Recipient's system for prioritizing assistance to households with incomes less than 50% of area median income and to households with one or more members that have been unemployed for at least 90 days. Please provide the webpage URL where information is posted on the Recipient's website.

Use of Fact Based Proxies for Determining Eligibility
* Did your organization use any fact-based proxies for determining income eligibility for financial assistance under the ERA grant?

Yes

* If yes, please describe in 500 words or less the proxy used, included relevant thresholds, figures, policies, and procedures for verifying eligibility.

Create Project

Figure 6 - Project Description and System for Prioritizing Assistance, "Yes"



7. At the bottom of the page, click the *Create Project* icon to advance to the next screen.

b) **Projects List**

1. On the Projects screen, click on the project for which you want to provide Subaward reporting information.

Projects			
Funded Project Name	FAIN	Project Id	Project Description
1 Test Project	123456	12345	Test Description

2. The link will launch into the Subaward Reporting screen.

Section V. Subaward Reporting

a) **Subawards**

The Subaward Reporting Submodule will allow you to enter information regarding Subawards received by the Subrecipient. Detailed information regarding the Subawards will be required.

You will have the ability to utilize a bulk-upload feature or individually enter records. For bulk-upload instructions specific to this submodule, **see XX page number OR appendix link here**. If you choose to individually enter records, then follow the instructions below.

1. Review and verify the pre-populated fields pertaining to the Subawards
2. Manually enter the following fields pertaining to the Subawards: **Subaward Number, Subaward Obligation, Subaward Date, Period of Performance Start, Period of Performance End, Place of Performance Address, City, State, Zip+4, Country, and Congressional District.**
3. Select the **Subaward Type**, and **Subrecipient** from the drop-down picklist.
4. Use the open textbox to provide a brief description on the Subaward's underlying eligible use



Treasury COVID-19 Relief Hub

Subawards Expenditures

Subaward Reporting Go Back

Instructions

Please provide general information for each Subaward of federal funding provided under this program. You will need to provide detailed information on the amount, date, period and place of performance, and a brief description of the Subaward and its underlying eligible use. In addition, you will also associate the Subaward with the relevant Project/FAIN and Subrecipient.

FAIN
123456

* Subaward No:	<input type="text"/>	* Place of Performance Address 1:	<input type="text"/>
* Subaward Type:	<input type="text" value="--None--"/>	Place of Performance Address 2:	<input type="text"/>
* Subaward Obligation:	<input type="text"/>	Place of Performance Address 3:	<input type="text"/>
* Subaward Date:	<input type="text"/>	* Place of Performance City:	<input type="text"/>

Figure 7 – Subaward Reporting Sub-Module

* Subaward Obligation:	<input type="text"/>	Place of Performance Address 3:	<input type="text"/>
* Subaward Date:	<input type="text"/>	* Place of Performance City:	<input type="text"/>
* Period of Performance Start:	<input type="text"/>	* Place of Performance State:	<input type="text" value="--None--"/>
* Period of Performance End:	<input type="text"/>	* Place of Performance Zip+4:	<input type="text"/>
* Subrecipient	<input type="text" value="Search Recipients..."/>	* Place of Performance Country:	<input type="text" value="--None--"/>
Create a Subrecipient		* Place of Performance Congressional District:	<input type="text"/>
* Brief description of Subaward and its underlying eligible use: <input type="text"/>			
Create Subaward			

Figure 8 – Subaward Reporting Sub-Module

- Once you have filled in the information, click *Create Subaward* to finalize the data entry.



b) Manually Create a Subrecipient

After completing the Subaward Reporting, the Subrecipient Profile Submodule will document the information of Subrecipients that received federal funding from the ERA program. You can enter each Subrecipient record individually or utilize a bulk-upload feature.

You will have the ability to utilize a bulk-upload feature or individually enter records. For bulk-upload instructions specific to this submodule, [see XX page number OR appendix link here](#). If you choose to individually enter records, then follow the instructions below.

1. First, manually enter the **Subrecipient DUNS**.
2. You can either search for the Subrecipient if you have already created it, or click Manually Create if it is your first time entering the DUNS.

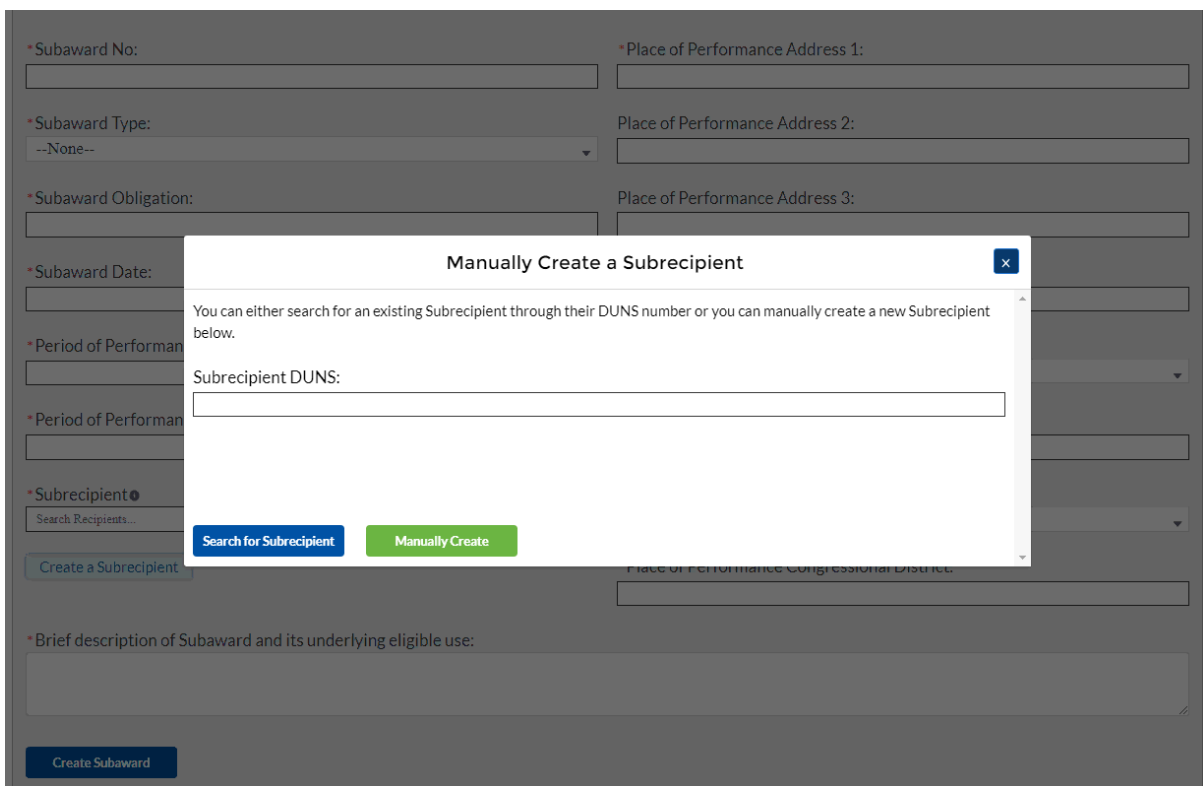


Figure 9 - Manually Create a Subrecipient

3. Enter the relevant Subrecipient information below in each of the required fields.



The screenshot shows a modal window titled "Manually Create a Subrecipient" overlaid on a background form. The modal contains the following fields:

- DUNS: [Text Input]
- DUNS (+4): [Text Input]
- TIN: [Text Input]
- Type: [Dropdown Menu, value: --None--]
- Legal Name: [Text Input]
- POC Email Address: [Text Input]
- Address Line 1: [Text Input]
- Address Line 2: [Text Input]
- Address Line 3: [Text Input]
- City: [Text Input]
- State: [Dropdown Menu, value: --None--]
- Zip: [Text Input]

Figure 10 - Manually Create a Subrecipient, Info 1

4. Answer "yes" or "no" in the drop-down picklist to the three questions provided below.

The screenshot shows the same modal window, but with the following questions and dropdown menus:

- City: [Text Input]
- State: [Dropdown Menu, value: --None--]
- Zip: [Text Input]
- Country: [Text Input]
- Country Code: [Text Input]
- Is the subrecipient registered in SAM.gov? [Dropdown Menu, value: --None--]
- In its preceding fiscal year, did the recipient receive 80% or more of its annual gross revenue from federal funds? [Dropdown Menu, value: --None--]
- In the preceding fiscal year, did recipient receive \$25 million or more of its annual gross revenue from federal funds? [Dropdown Menu, value: --None--]
- Is the "total compensation" for the organization's five highest paid officers publicly listed or otherwise listed in SAM.gov? [Dropdown Menu, value: --None--]

A "Create Subrecipient" button is visible at the bottom of the modal.

Figure 11 - Manually Create a Subrecipient, Info 2



- If your organization's five highest paid officers is not publicly listed or otherwise listed in SAM.gov, enter the name and total compensation of each officer in the table shown below.

Manually Create a Subrecipient

In its preceding fiscal year, did the recipient receive 80% or more of its annual gross revenue from federal funds?
--None--

In the preceding fiscal year, did recipient receive \$25 million or more of its annual gross revenue from federal funds?
--None--

Is the "total compensation" for the organization's five highest paid officers publicly listed or otherwise listed in SAM.gov?
No

*If no, please enter the information below

No.	Name	Total
1		
2		
3		
4		
5		

Create Subrecipient

Figure 12 - Manually Create a Subrecipient, Info 3

- At the bottom of the page, click the *Create Subrecipient* icon to advance to the next screen.

c) Subaward Expenditure Reporting

Once Subaward data is entered, you will need to provide information regarding the expenditure of Subawards. The expenditures will be categorized into three groups: (1) Expenditures greater than or equal to \$30K, (2) Aggregated Expenditures less than \$30K, (3) Aggregated Expenditures to individuals less than \$30K.

You will have the ability to utilize a bulk-upload feature or individually enter records. For bulk-upload instructions specific to this submodule, [see XX page number OR appendix link here](#). If you choose to individually enter records, then follow the instructions below.

Expenditures greater than or equal to \$30,000

- Review and verify the pre-populated fields pertaining to the Subaward expenditures greater than or equal to \$30,000.
- Select the **Subaward Name** and **Subaward Type** from the picklist. Verify the Subrecipient's compliance with the conditions of the grant through a drop-down picklist
- Manually enter the **Expenditure Start**, **Expenditure End**, and **Expenditure Amount**.
- Select the **Expenditure Category** from the drop-down picklist.



5. Answer Yes or No in the drop-down picklist if for **Is the Subrecipient complying with the terms and conditions of the grant?** If the Subrecipient is not in compliance, then manual entry of a brief explanation will be required
6. You will have the ability to individually enter expenditures or utilize a Subaward Expenditure Bulk Upload feature.

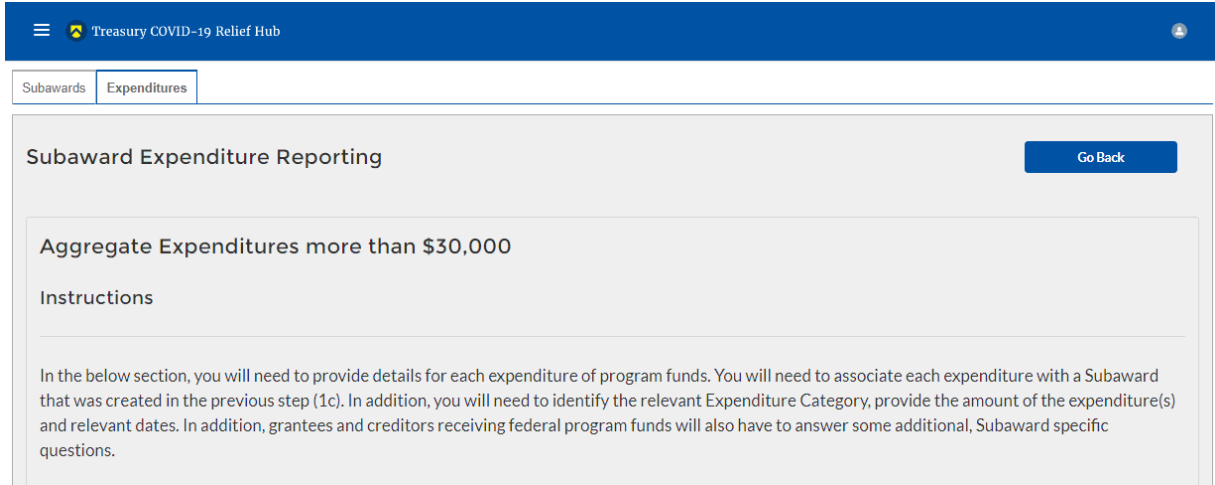


Figure 13 – Expenditures > \$30,000

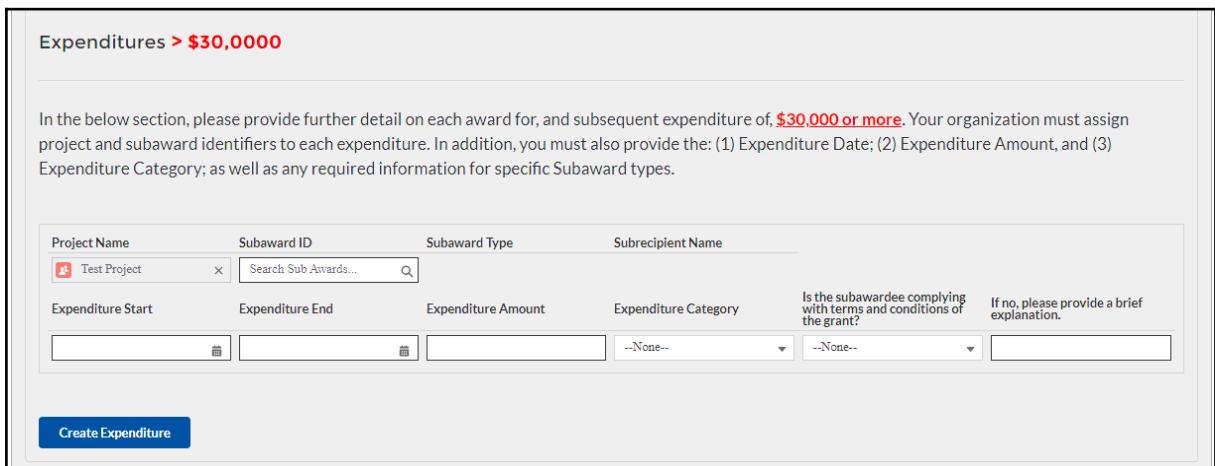


Figure 14 – Data Entry for Expenditures > \$30,000

7. At the bottom of the page, click the *Next* icon to advance to the next screen.

Aggregate Expenditures for less than \$30,000

1. Manually enter the **Total Quarterly Expenditure Amount, Cumulative Expenditures, and Cumulative Obligations.**
2. Select the **Expenditure Category** and **Subaward Type** from the drop-down picklist.



Aggregate Disbursements less than \$30,000

Instructions

For disbursements less than \$30,000, please provide the aggregate expenditures and obligations for the current reporting period and total to date.

Aggregate Expenditures < \$30,000

Provide further detail on obligations for, and subsequent expenditures of, less than \$30,000. Your organization must assign project and subaward identifiers to each aggregate expenditure.

Project Name	Expenditure Category	Subaward Type	Total Quarterly Expenditure Amount	Total Quarterly Obligation Amount	Cumulative Expenditures	Cumulative Obligations
Test Project x	--None--		<input type="text"/>	\$0.00	<input type="text"/>	<input type="text"/>

[Create Expenditure](#)

Figure 15 – Data Entry for Aggregate Expenditures < \$30,000

3. At the bottom of the page, click the *Next* icon to advance to the next screen.

Aggregate Expenditures to Individuals for less than \$30,000

1. Manually enter the **Total Quarterly Expenditure Amount, Cumulative Expenditures, and Cumulative Obligations.**
2. Select the **Expenditure Category** from the drop-down picklist.

Aggregate Disbursements to Individuals

Instructions

For disbursements to individuals less than \$30,000, please provide the aggregate expenditures and obligations for the current reporting period and total to date.

Payments to Individuals

Provide further detail on obligations made and expenditures paid to individuals.

Project Name	Expenditure Category	Total Quarterly Expenditure Amount	Total Quarterly Obligation Amount	Cumulative Expenditures	Cumulative Obligations
Test Project x	--None--	<input type="text"/>	\$0.00	<input type="text"/>	<input type="text"/>

[Create Expenditure](#)

Figure 16 – Data Entry for Individual Payments < \$30,000

3. At the bottom of the page, click the *Next* icon to advance to the next screen.

Section VI. Demographic Reporting

In this module, you will provide detailed information on the status of the subject ERA1 or ERA2 Project using performance data and participant demographic information. All fields will need to be manually entered as no fields are pre-populated. For each measure and data element listed



below, Recipients must report progress achieved over the reporting period. State, Local and Territorial Recipients must also report certain data elements by race, ethnicity and gender of the primary applicant for assistance in the household.

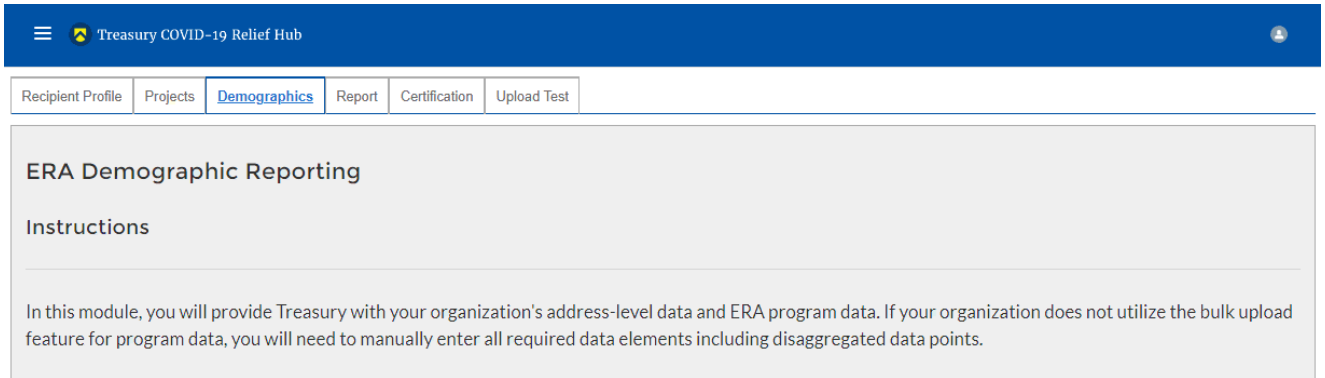


Figure 17 – ERA Demographic Reporting

You will have the ability to utilize a bulk-upload feature or individually enter records. For bulk-upload instructions specific to this submodule, [see XX page number OR appendix link here](#). If you choose to individually enter records, then follow the instructions below.

- a) Under the ERA Applicants section, enter the number of unique households that:

- Completed and submitted an application for ERA assistance**

- Received assistance of any kind under the ERA program**

- Received ERA assistance for the first time**

Note: Tribe, TDHE, and the DHHL Recipients must report this entire element, with no requirement to report the information broken out by race, ethnicity, and gender of the primary applicants for assistance.



Performance Measures and Participant Demographics

Instructions

For each section below, you will need to manually enter each data element as a total figure and disaggregated by race, gender, and ethnicity. You may save your progress and return to the submodule at a later time; however, all fields must be completed and submitted by the reporting deadline. For any data fields that do not apply, please enter '0'.

ERA Applicants

Please provide the following data elements related to your ERA applications and assistance. For any data fields that do not apply, please enter '0'.

*Number of unique households that completed and submitted an application for ERA assistance: ●

[Provide Demographic Information](#)

*Total number of unique households that received assistance of any kind under the ERA program: ●

[Provide Demographic Information](#)

*Number of unique households that received ERA assistance of any kind for the first time: ●

[Provide Demographic Information](#)

Quarterly acceptance rate for ERA assistance applicants ●

[View Demographic Information](#)

Figure 18 – Reporting on ERA Applicants

Note: When you see the “Provide Demographic Information” icon in blue (circled in red above), you will click it and enter relevant demographic information into the chart seen below.

Enter Demographic Information

Demographic Information

Please provide the following disaggregated demographic information for the data element below. For any data fields that do not apply, please enter '0'.

Number of unique households that completed and submitted an application for ERA assistance

	Disaggregated Categories	#
Race	American Indian or Alaska	<input type="text"/>
	Asian	<input type="text"/>
	Black or African American	<input type="text"/>
	Native Hawaiian or Other	<input type="text"/>
	White	<input type="text"/>
	Declined to Answer	<input type="text"/>
Ethnicity	Data not Collected	<input type="text"/>
	Hispanic or Latino	<input type="text"/>
	Not Hispanic or Latino	<input type="text"/>
	Declined to Answer	<input type="text"/>
	Data Not Collected	<input type="text"/>



Performance Measures and Participant Demographics

Enter Demographic Information

Race	Black or African American	<input type="text"/>
	Native Hawaiian or Other	<input type="text"/>
	White	<input type="text"/>
	Declined to Answer	<input type="text"/>
	Data not Collected	<input type="text"/>
Ethnicity	Hispanic or Latino	<input type="text"/>
	Not Hispanic or Latino	<input type="text"/>
	Declined to Answer	<input type="text"/>
	Data Not Collected	<input type="text"/>
Gender	Male	<input type="text"/>
	Female	<input type="text"/>
	Non-Binary	<input type="text"/>
	Declined to Answer	<input type="text"/>
	Data Not Collected	<input type="text"/>

Save Demographic Information

b) Under the ERA Assistance Provided Section, you will manually enter:

The number of unique households that received ERA assistance for **Rent, Rental Arrears, Utilities/Home Energy Bills, Utilities/Home Energy Costs Arrears, Other Expenses Related to Housing, and Housing Stability Services.**

Note: Tribe, TDHE, and the DHHL Recipients must report on each of the five ERA Financial Assistance Types listed, with no requirement to report the information broken out by race, ethnicity, and gender of the primary applicant for assistance.

ERA Assistance Provided

Please provide the following data elements related to your provision of ERA assistance. For any data fields that do not apply, please enter '0'.

Number of unique households that received ERA assistance by type:

* a. Rent ● <input type="text"/> Provide Demographic Information	* b. Rental arrears ● <input type="text"/> Provide Demographic Information
* c. Utilities/home energy bills ● <input type="text"/> Provide Demographic Information	* d. Utilities/home energy costs arrears ● <input type="text"/> Provide Demographic Information
* e. Other expenses related to housing ● <input type="text"/> Provide Demographic Information	* f. Housing stability services ● <input type="text"/> Provide Demographic Information

Figure 19 – Reporting on ERA Assistance Provided

c) Under the Protecting Vulnerable Communities Section enter:

The number of unique households that reside at **less than 30% of area median income, between 30% and 50% of area median income, and between 50% and 80% of area median income**



Note: Not applicable for Tribe, TDHE, and the DHHL Recipients.

Protecting Vulnerable Communities

Please provide the following data elements related protecting vulnerable communities. For any data fields that do not apply, please enter '0'.

Number of unique households at certain income levels:

* Less than 30% of the Area Median Income:

[Provide Demographic Information](#)

* Between 30 and 50% of Area Median Income:

[Provide Demographic Information](#)

* Between 50 and 80% of Area Median Income:

[Provide Demographic Information](#)

Figure 20 – Reporting on ERA Protections to Vulnerable Communities

Number of households that were deemed categorically eligible to receive ERA assistance based on prior enrollment in other income-based federal benefit programs

Note: Not applicable for Tribe, TDHE, and the DHHL Recipients.

Number of recipient households whose eligibility was determined with a fact-based proxy

Note: Not applicable for Tribe, TDHE, and the DHHL Recipients.

Total amount of ERA award paid to or for participating households

Note: Tribe, TDHE, and the DHHL Recipients must report this data point, with no requirement to report the information broken out by race, ethnicity, and gender of the primary applicants for assistance.

Average amount of ERA award provided to or for each participating household

Note: Tribe, TDHE, and the DHHL Recipients must report this data point, with no requirement to report the information broken out by race, ethnicity, and gender of the primary applicants for assistance.

Average number of months of assistance provided by ERA rental payments (excluding arrears)

Note: Tribe, TDHE, and the DHHL Recipients must report this data point, with no requirement to report the information broken



out by race, ethnicity, and gender of the primary applicants for assistance.

Average number of months of assistance provided by ERA utilities/home energy bills payments (excluding arrears)

Note: Not applicable for Tribe, TDHE, and the DHHL Recipients.

<p>* Total number of households that were deemed categorically eligible to receive ERA assistance based on prior enrollment in other income-based federal benefit programs: ●</p> <input type="text"/> <p>Provide Demographic Information</p>	<p>* Total number of recipient households whose income eligibility was determined with a fact-based proxy: ●</p> <input type="text"/> <p>Provide Demographic Information</p>
<p>* Total amount of ERA award paid to or for participating households for: ●</p> <input type="text"/> <p>Provide Demographic Information</p>	<p>* Average amount of ERA award provided to or for each participating household: ● Calculate</p> <p>View Demographic Information</p>
<p>* Average number of months of assistance provided by ERA rental payments (excluding arrears): ●</p> <input type="text"/> <p>Provide Demographic Information</p>	<p>* Average number of months of assistance provided by ERA utilities/home energy bills payments (excluding arrears): ●</p> <input type="text"/> <p>Provide Demographic Information</p>

Figure 21 – Reporting on ERA Protections to Vulnerable Communities

d) Under the ERA Funds Approved but Not Expended section you will manually enter:

Total Dollar Amount of ERA Award Funds Approved (Obligated) to or for Participant Households

Total Amount of ERA Award Fund Paid (Expended) for Administrative Expenses

Total Amount of ERA Award Funds Approved (Obligated) for Administrative Expenses

Total Dollar Amount of the ERA Award Funds Paid (Expended) for Housing Stability Services

Total Dollar Amount of the ERA Funds Approved (Obligated) for Housing Stability Service Costs

Note: Entire section not applicable for Tribe, TDHE, and the DHHL Recipients.



Amounts Paid (Expended) and Amounts (Approved (Obligated) for Payment in the Reporting Period

Please provide the following data elements related to your provision of ERA disbursements for housing stability services and administrative expenses. For any data fields that do not apply, please enter '0'.

- * Total Dollar Amount of ERA Award Funds Approved (Obligated) to or for Participant Households●
- * Total Dollar Amount of ERA funds Paid (Expended) for Administrative Expenses:●
- * Total Dollar Amount of ERA Award Funds Approved (Obligated) for Administrative Expenses:●
- * Total Dollar Amount of ERA Award Funds Paid (Expended) for Housing Stability Services:●
- * Total Dollar Amount of ERA Award Funds Approved (Obligated) for Housing Stability Services:●

[Save Report](#)

Figure 22 – Reporting on Non-Expended Approved ERA Funds

e) At the bottom of the page, click the *Next* icon to advance to the next screen.

Section VII. Report Overview

a) Quarterly Performance Narrative Sub-Module

In this Sub-Module, you will provide additional information on how the project performed against the outlined ERA goals and outcomes for the current reporting Quarter.

1. Provide a narrative that discusses how the project performed relative to the goals outlined by the ERA program. Be sure to address all the listed relevant points.



Recipient Profile	Projects	Demographics	Report	Certification	Upload Test
-------------------	----------	--------------	---------------	---------------	-------------

Report Overview

Instructions

This submodule of the quarterly report requires your organization to provide a written narrative describing performance against ERA goals and outcomes. In addition, your organization will also need to furnish some basic information on each project funded by ERA or otherwise providing ERA assistance.

Performance Narrative

In 2,000 or fewer words, please provide a brief performance narrative in the text box below. Each performance narrative should, at a minimum, cover the following seven items:

- o Summary of key activities implemented over the quarter;
- o Summary of key activities planned for the next quarter;
- o Notable achievements over the quarter;
- o Notable challenges and current status of each;
- o Details on any compliance/non-compliance issues and mitigation plans;
- o Requests for additional assistance or guidance from the Treasury; and
- o Details of effective practices for sharing with the ERA grantee community.

*Performance Narrative

Figure 23 - Performance Narrative

2. At the bottom of the page, click the *Next* icon to advance to the next screen.

b) Quarterly Narrative on Effective Practices Sub-Module

In this Sub-Module, you will provide additional information on the effective practices that were used by your organization

1. Provide a brief explanation on the effective practices used by your organization used when administering the ERA project.

Narrative on Effective Practices

Each Recipient is encouraged to provide brief information on their effective practices on administering emergency rental assistance project to share with the ERA community (up to 500 words or upload a document in PDF format).

*Narrative on Effective Practices

Upload Required Doc(s)

[Upload Files](#) Or drop files

Figure 24 – Effective Practices Narrative Entry

2. At the bottom of the page, click the *Next* icon to advance to the next screen.

Section VIII. Federal Financial Reporting – Form SF-425, Household Payment Data File
(Screens 3 and 6)



In this section, you must upload a completed and signed copy of your SF-425 form (*.pdf format only) and your organization’s address-level ERA program data

- a) Click the first **Upload Files button** to submit your completed and signed Quarterly SF-425 document.
- b) Manually enter the **Current Quarter Obligations, Current Quarter Expenditures, Cumulative Obligations to date, and Cumulative Expenditures to date** data.
- c) Click the second **Upload Files button** to and attach your necessary Participant Household Payment Data File.

Note: Tribe, TDHE, and the DHHL Recipients are not required to submit Participant Household Payment Data Files

Federal Financial Reporting

Please upload a completed and signed copy of your SF-425 form (*.pdf)

Upload Required Doc(s)

[Upload Files](#) Or drop files

In addition, please ALSO provide the following data elements:

<p>*Current Quarter Obligations</p> <input style="width: 95%; height: 20px;" type="text"/>	<p>*Current Quarter Expenditures</p> <input style="width: 95%; height: 20px;" type="text"/>
<p>*Cumulative Obligations to Date</p> <input style="width: 95%; height: 20px;" type="text"/>	<p>*Cumulative Expenditures to Date</p> <input style="width: 95%; height: 20px;" type="text"/>

Participant Household Payment Data

In this module you will provide Treasury with your organization's address level ERA program data via file upload

Upload Required Doc(s)

[Upload Files](#) Or drop files

[Save](#)

Figure 25 – Form SF-425 Upload

- d) **At the bottom of the page, click the Save button to advance to the next screen.**

Section IX. Official Certification

- a) Users must review and agree to the following statement:



Prime Recipient Profile | Projects | Demographics | Report | **Certification**

Official Certification

I certify that I am authorized by the Prime Recipient to submit the above names of individuals, who are authorized to act on behalf of the recipient in the roles identified above for purposes of reporting on its award under the program. I acknowledge that any materially false, fictitious, fraudulent statement, or representation (or concealment or omission of a material fact) maybe punishable by fine or imprisonment or both under the False Statements Accountability Act of 1996, as amended 18 U.S.C. § 1001, and also may subject me to civil penalties and administrative remedies for false claims or otherwise (including under to 31 U.S.C. §§ 3729 and 3730).

Name and Title of Certifying Official

Name	Telephone
Tom	703948453
Title	Email
CEO	franco.costa@creativesyscon.com

[Submit Form](#)

Figure 26 – Form Submission Certification

b) Click **Submit Form** button to agree to the statement and to complete the reporting process.

Appendices

a) Bulk Upload Overview

Purpose

Award Recipients are required to submit quarterly reports to include performance and financial information including background information about the ERA Project that is the subject of the report; participant data; and financial information with details about obligations, expenditures, direct payments, and Subawards. This document provides guidance on how to upload reports to the Treasury portal. Award recipients will have the ability to upload performance and financial data reports for the following reporting modules:

1. Subrecipient Profile
2. Subaward Reporting
3. Subaward Expenditure Reporting > \$30,000
4. Subaward Expenditure Reporting < \$30,000
5. Subaward Expenditure Reporting < \$30,000 to Individuals
6. ERA Programmatic Reporting
7. Participant Household Payment Data

Upload Process

The upload process includes the following steps:

1. Identify the reporting module to upload
2. Create a Comma-Separated Values (CSV) file following the specification described in this document
3. Follow the “How to Upload Files” section
 - a. Upload reporting module files
 - b. Reconcile data upload error messages



- c. Receive successful upload confirmation

Support Options – How to Get Help

<Add how-to get help, help desk email, phone number, etc. >

Technical Guidance

CSV File Format - All information is submitted a CSV files, see details description of the CSV format at:

https://en.wikipedia.org/wiki/Comma-separated_values

Specific CSV characteristics:

1. Each column header is in double quotes. Examples:
 - a. "firstName","lastName"
2. The Data format is: mm/dd/yyyy with double quotes. Example:
 - a. "06/22/2021"
3. The naming convention for the uploaded files:
 - a. xxxx
4. All String and Date values are in double quotes
5. Numeric values do not require double quotes. Numeric values could be an integer or decimal
6. The column length specifies the type of number expected
7. Numeric values with decimals are specified for each case
8. All currency values are numeric. It is not required to add "," for thousand or millions

Upload Template Description

Each data element and/or column in the CSV files is described below:

Index No: Reference number for the data element. For internal use only

Defined term: Column Short description

Definition: Column long description or definition

CSV Column Name: The column header name that must be used in the CSV file

Required: Indicates if the column is required or not required.

List Value: The content of the column is from a list of predefined values. This is valid for some of the columns. The list is provided for all cases. Most of the cases is N/A which means that the type is ether String or Numeric

Data type: Specify the data type of the column. The options are: Numeric, Text, Date and Pick List.

Max Length: Indicates the maximum length in characters that is allowed for each column.

File Name Naming Convention

<Specify the naming convention here >



b) Subrecipient Profile

This module provides identifying information for each Subrecipient that received federal funding from this program. Where possible, you should provide the Subrecipient's DUNS number to pre-populate several segments of the record. In addition, you will also need to provide information about the Subrecipient's 2 CFR 170.330 Total Compensation reporting, if applicable.

CSV Format details

Defined Term	Definition	CSV Column Name	Required	List Values	Data Type	Max Length
Subrecipient DUNS	The DUNS unique identification number for the Subrecipient Organization of the Recipient's ERA funds.	sub_recipient_duns	Required	n/a	Numeric	9
Subrecipient DUNS (+4)	A 4-character suffix that may be assigned by a business concern and appended to its DUNS.	sub_recipient_duns_sufix	Optional	n/a	String	4
Subrecipient TIN	The Subrecipient's Internal Revenue Service (IRS) Taxpayer Identification Number	sub_recipient_tin	Required	n/a	Numeric	9
Subrecipient Type	A collection of indicators of different types of Subrecipient types that receive ERA funds.	sub_recipient_type	Required	- Tenant - Landlord or Owner - Utility / Home Energy Service Provider - Other Housing Services and Eligible Expenses Provider	Picklist (see permissible values in previous column)	82
Subrecipient Name	The name of the Subrecipient.	sub_recipient_name	Required	n/a	String	120
POC Email Address	The email address of the primary point-of-contact for the Subrecipient.	sub_recipient_email	Required	n/a	String	40
Address Line 1	First line of the Subrecipient's address.	sub_recipient_address_1	Required	n/a	String	150
Address Line 2	Second line of the Subrecipient's address.	sub_recipient_address_2	Optional	n/a	String	150



Address Line 3	Third line of the Subrecipient's address.	sub_recipient_address_3	Optional	n/a	String	150
City Name	Name of the city in which the Subrecipient is located.	sub_recipient_city	Required	n/a	String	40
State Code	United States Postal Service (USPS) two-letter abbreviation for the state or territory in which the Subrecipient is located.	sub_recipient_zip5	Required	n/a	String	2
Zip5	United States ZIP code (five digits) associated with the Subrecipient's address.	sub_recipient_zip5	Required	n/a	String	5
Zip4	Zip Plus4 (four digits) associated with the Subrecipient's address.	sub_recipient_zip4	Required	n/a	String	4
Subrecipient SAM.gov Registration	Confirmation that the Subrecipient is registered in SAM.gov	sub_recipient_is_sam_register	Required	Yes/No	Picklist (see permissible values in previous column)	n/a
Federal Funding-to-Annual Gross Revenue (preceding fiscal year) Proportional Threshold for Top 5 Executive Compensation Reporting	Confirmation that the proportion of the Subrecipient's federal funding-to-total annual gross revenue for the preceding fiscal year is at least 80%	sub_recipient_is_funding_to_total_80	Required	Yes/No	Picklist (see permissible values in previous column)	n/a
Federal Funding of Annual Gross Revenue (preceding fiscal year) Threshold for Top 5 Executive Compensation Reporting	Confirmation that the Subrecipient's total annual gross revenue from federal funding across all programs for the preceding fiscal year is greater than \$25 million.	sub_recipient_is_preceding_fiscal_25m	Required	Yes/No	Picklist (see permissible values in previous column)	n/a
Confirmation of 2 CFR 170 Total Compensation Information	Confirmation that qualifying Subrecipient's publicly identify their top five highest compensated executives or have it listed in their SAM.gov profile	sub_recipient_is_five_exc5	Required	Yes/No	Picklist (see permissible values in previous column)	n/a
Executive	The legal	sub_recipient_executive_name_n	Required	n/a	String	100



Name	name belonging to one of the five highest paid executives, officers, or employees of the Subrecipient.	Please provide 5 executive names, replace n with 1,2,..5				
Total Compensation	The Total Compensation, as defined in 2 CFR part 170.330, earned by the five highest paid executives, officers, or employees of the Subrecipient.	sub_recipient_executive_total_compensation_n Please provide 5 executive names, replace n with 1,2,..5	Required	n/a	Numeric	12,2

c) Subaward Reporting

This module provides general information for each Subaward of federal funding provided under this program. The module includes detailed information on the amount, date, period and place of performance, and a brief description of the Subaward and its underlying eligible use. In addition, associate the Subaward with the relevant Project /FAIN and Subrecipient.

CSV Format details

Defined Term	Definition	CSV Column Name	Required	List Values	Data Type	Max Length
Subaward No.	Recipient's internal account number for the grant, contract, transfer, or direct payment. This can be the account number or any other unique identifying number assigned by the Recipient to the award. This number is strictly for the Recipient's recordkeeping.	sub_award_no	Required	n/a	String	20



Subrecipient Name	Subrecipient Name - Assigned to the Subaward. Name must match valid sub-recipient name either uploaded in the Subrecipient bulk upload or a entered in the system.	sub_recipient_name	Required	n/a	String	120
Subaward Type	The type of Subaward.	sub_award_type	Required	- Contract: Purchase Order - Contract: Delivery Order - Contract: Blanket Purchase Agreement - Contract: Definitive Contract - Grant: Lump Sum Payment(s) - Grant: Reimbursable - Direct Payment - Transfer: Lump Sum Payment(s) - Transfer: Reimbursable	Picklist (see permissible values in previous column)	30
Subaward Amount (Obligation)	Total amount of ERA funds obligated by the Recipient to a Subrecipient under a given Subaward.	sub_award_amount	Required	n/a	Numeric	12,2
Subaward Date	The date the Recipient obligated funds to a Subrecipient.	sub_award_date	Required	n/a	Date	8
Period of Performance Start	The date on which efforts begin or the Subaward is otherwise effective.	sub_award_period_start	Required	n/a	Date	8
Period of Performance End	The date on which all effort is completed or the Subaward is otherwise ended.	sub_award_period_end	Required	n/a	Date	8



Place of Performance Address 1	First line of the address where the predominant performance of the Subaward will be accomplished.	sub_award_perf_address1	Required	n/a	String	120
Place of Performance Address 2	Second line of the address where the predominant performance of the Subaward will be accomplished.	sub_award_perf_address2	Optional	n/a	String	120
Place of Performance Address 3	Third line of the address where the predominant performance of the Subaward will be accomplished.	sub_award_perf_address3	Optional	n/a	String	120
Place of Performance City	The name of the city where the predominant performance of the Subaward will be accomplished.	sub_award_perf_city	Required	n/a	String	40
Place of Performance State Code	United States Postal Service (USPS) two-letter abbreviation for the state or territory indicating where the predominant performance of the Subaward will be accomplished.	sub_award_perf_country	Required	n/a	String	2
Place of Performance Zip5	United States ZIP code (five digits) identifying where the predominant performance of the subaward will be accomplished.	sub_award_perf_zip5	Required	n/a	String	4
Place of Performance Zip+4	United States ZIP code (five digits) appended to the ZIP code +4 (four digits) identifying where the predominant performance of the Subaward will be accomplished.	sub_award_perf_zip5	Required	n/a	String	5
Place of Performance Country	Name of the country where the predominant performance of the Subaward will be accomplished.	sub_award_perf_country	Required	n/a	String	100



Place of Performance Congressional District	A territorial division within a state from which members of the U.S. House of Representatives are elected. This information is associated with the Subaward's Place of Performance.	sub_award_perf_district	Required	n/a	String	5
Subaward Description	A description of the overall purpose and expected outputs and outcomes or results of the funded subaward, including significant deliverables and, if appropriate, associated units of measure. The purpose and outcomes or results should be stated in terms that allow an understanding that the subaward constitutes an eligible use of funds.	sub_award_description	Required	n/a	String	750

d) Subaward Expenditure – Greater than \$30,000

This module provides details for each expenditure of program funds. The module associates each expenditure with a Project, Subaward, and Subrecipient record created in Step 1a, 1b, and 1c. In addition, identify the relevant Expenditure Category, provide the amount of the expenditure(s) and relevant dates. In addition, grantees and creditors receiving federal program funds will also have to answer some additional, Subaward specific questions.

CSV Format Details

Defined Term	Definition	CSV Column Name	Required	List Values	Data Type	Max Length
Expenditure Project Label	A drop-down list of Project Names that allows the Recipient to associate Expenditure records to Project records.	sub_award_project_label	Required	...	Label	100
Expenditure Subaward Label	A drop-down list of Subaward IDs that allows the Recipient to associate Expenditure records to	sub_award_expenditure_label	Required	...	Label	100



	Subaward records.					
Expenditure Subrecipient Label	A pre-populated label - tied to the Subaward record - associated to Expenditure records.	sub_award_sub_recipient_label	Required	...	Label	100
Expenditure Start Date	Start date for the range of time when the expenditure(s) occurred.	sub_award_expenditure_start_date	Required	n/a	Date	8
Expenditure End Date	End date for the range of time when the expenditure(s) occurred	sub_award_expenditure_end_date	Required	n/a	Date	8
Expenditure Amount	Total amount of Emergency Rental Assistance dollars on the Subaward.	sub_award_expenditure_amount	Required	n/a	Numeric	12,2
Expenditure Category	The category to which the purpose of the expenditure most closely relates to when created.	sub_award_expenditure_category	Required	- Financial Assistance: Rent; - Financial Assistance: Rental Arrears; - Financial Assistance: Utility/Home Energy Costs; - Financial Assistance: Utility/Home Energy Costs Arrears; - Financial Assistance: Other Housing Costs Incurred due to Covid-19; - Housing Stability Services (Including Eviction Prevention/Diversio n); - Administrative Costs	Picklist (see permissible values in previous column)	100
Grant Compliance Check	Confirmation that the Subrecipient is in compliance with the Subaward as	sub_award_grant_compliance_check	Required	Yes/No	Picklist (see permissible values in previous column)	n/a



	defined by the Recipient.					
Noncompliance Explanation	Written description of noncompliance identified in the Grant Compliance Check.	sub_award_noncompliance_explanation	Required	n/a	String	250

e) Subaward Expenditure – Less than \$30,000

For disbursements less than \$30,000, please provide the aggregate expenditures and obligations for the current reporting period and total to date.

CSV Format Details

Defined Term	Definition	CSV Column Name	Required	List Values	Data Type	Max Length
Subaward Type (Aggregates)	The Subaward Type that had obligation or expenditure/payment activity during the reporting period.	sub_award_type	Required	- Aggregate of Contracts Awarded for <\$50,000 ;- Aggregate of Grants Awarded for <\$50,000 - Aggregate of Loans Issued for <\$50,000 ;- Aggregate of Transfers <\$50,000 ;- Aggregate of Direct Payments <\$50,000	Picklist (see permissible values in previous column)	30
Total Quarterly Expenditure Amount (Aggregates)	Sum of Expenditures or Payments during the most recent quarter for this Subaward Type (Aggregates).	sub_award_total_qt_expenditure_amount	Required	n/a	Numeric	12,2
Total Quarterly Obligation Amount (Aggregates)	Sum of Subaward amounts/obligations during the most recent quarter for this Subaward Type (Aggregates).	sub_award_total_qt_obligation_amount	Required	n/a	Numeric	12,2



Cumulative Expenditures (Aggregates)	Sum of expenditures across all reporting quarters for this Subaward Type (Aggregates).	sub_award_cumulative_expenditures	Required	n/a	Numeric	12,2
Cumulative Obligations (Aggregates)	Sum of Subaward amounts/obligations across all reporting quarters for this Subaward Type (Aggregates).	sub_award_cumulative_obligations	Required	n/a	Numeric	12,2

f) Subaward Expenditure – Less than \$30,000 to individuals

For disbursements less than \$30,000, please provide the aggregate expenditures and obligations for the current reporting period and total to date.

CSV Format Details

Index No.	Defined Term	Definition	CSV Column Name	Required	List Values	Data Type	Max Length
SA30	Total Quarterly Expenditure Amount (Individuals)	Sum of Expenditures or Payments during the most recent quarter for this Subaward Type (Individuals).	sub_award_total_qt_expenditure_amount	Required	n/a	Numeric	12,2
SA31	Total Quarterly Obligation Amount (Individuals)	Sum of Subaward Amounts/Obligations during the most recent quarter for this Subaward Type (Individuals).	sub_award_expenditure_reporting	Required	n/a	Numeric	12,2
SA32	Cumulative Expenditures (Individuals)	Sum of Expenditures or Payments during the most recent quarter for this Subaward Type (Individuals).	sub_award_cumulative_expenditure	Required	n/a	Numeric	12,2
SA33	Cumulative Obligations (Individuals)	Sum of Subaward Amounts/Obligations during the most recent quarter for this Subaward Type (Individuals).	sub_award_cumulative_obligations	Required	n/a	Numeric	12,2

g) ERA Programmatic Reporting

In this module, provide Treasury with your organization's address-level data and ERA program data. If your organization does not utilize the bulk upload feature for program data, you will need to manually enter all required data elements including disaggregated data points.

CSV Format Details



Defined Term	Definition	CSV Column Name	Required	List Values	Data Type	Max Length
Number of unique households that completed and submitted an application for ERA assistance - Current Period	<p>The number of unique households that submitted a complete application, as reasonably determined by the Recipient, for ERA assistance in the reporting period.</p> <p>Note: the phrase “unique households” means that a household that received or applied for assistance more than once since the Recipient received the ERA award should only be counted one time for reporting purposes.</p> <p>This data element must be reported in aggregate and also disaggregated by Race, Gender, and Ethnicity as defined in the list values for ERAI3, ERAI4, and ERAI5, and required under the ERA1 and ERA2 statutes.</p>	era_number_of_unique_households_submitted	Required	n/a	Numeric	9
Number of unique households that received ERA assistance of any kind - Current Period	<p>The number of unique households whose rent and/or utility/home energy payments were fully or partially paid by the ERA Recipient under the federal ERA program plus the number of households that received housing stability services administered by the ERA Recipient in the reporting period.</p> <p>This data element must be reported in aggregate and also disaggregated by Race, Gender, and Ethnicity as defined in the list values for ERAI3, ERAI4, and ERAI5, and required under the ERA1 and ERA2 statutes.</p>	era_number_of_unique_households_receive_assistance	Required	n/a	Numeric	9



<p>Number of unique households that received their initial ERA assistance in the current reporting period</p>	<p>The sum of the number of unique participant households whose rent and/or utility/home energy payments were fully or partially paid for the first time under the subject ERA award during the reporting period plus the number that only received housing stability services for the first time during the current reporting period.</p>	<p>era_unique_housholds_received_cur rent</p>	<p>Required</p>	<p>n/a</p>	<p>Numeric</p>	<p>10</p>
<p>Acceptance rate of applications for ERA assistance - Current Quarter</p>	<p>The quarterly ratio of new applications to initial payments – i.e., the total number of new unique households receiving assistance divided by the total number of new, unique, and complete application submissions in a given quarter.</p> <p>Note: this data element must be reported in aggregate and also disaggregated by Race, Gender, and Ethnicity as defined in the list values for ERAI3, ERAI4, and ERAI5, and required under the ERA1 and ERA2 statutes.</p>	<p>era_acceptance_rate_current_qt</p>	<p>Required</p>	<p>n/a</p>	<p>Percentage</p>	<p>2,2</p>
<p>Number of unique households that received ERA assistance by type - Current Period</p>	<p>The non-mutually exclusive number of unique households that received each type of assistance under the ERA program.</p> <p>i. Rent: The number of unique participant households that were paid (or whose landlord was paid) at least one rent payment of any dollar amount under the subject ERA award in the reporting period.</p> <p>ii. Rental Arrears (#): The number of unique participant households that were paid (or whose landlords were paid) a payment of any dollar amount for rental arrears under the subject ERA award in the reporting period.</p> <p>iii. Utilities/Home Energy Bills (#): The number of unique participant households that</p>		<p>Required</p>	<p>n/a</p>	<p>Numeric</p>	<p>9</p>



	<p>were paid (or whose utility or home energy provider was paid) a payment of any dollar amount for any portion of at least one utility or home energy bill under the subject ERA award in the reporting period.</p> <p>iv. Utilities/Home Energy Costs Arrears (#): The number of unique participant households that were paid (or whose utility/energy provider was paid) a payment of any dollar amount for utility/home energy bill arrears under the subject ERA award in the reporting period.</p> <p>v. Other Expenses Related to Housing (#): The number of unique participant households that were paid any dollar amount for other approved housing expenses (including eviction prevention/diversion) under the ERA award during the reporting period. As identified in Treasury's FAQ No. 7 at https://home.treasury.gov/system/files/136/ERA2FAQs%205-6-21.pdf. Note that other housing expenses incurred due to Covid-19 does not include rent, rent arrears, utility or home energy costs and home energy costs arrears.</p> <p>vi. Housing Stability Services (#): The number of unique participant households that received any housing stability services provided under the ERA award: during the reporting period; and cumulatively, since the Recipient received the ERA award. This includes housing stability services provided directly by the Recipient or by any Subrecipients or Contractors.</p> <p>Note: each of these data elements must be reported in aggregate and also disaggregated by Race, Gender, and Ethnicity as defined in the list values for ERAI3, ERAI4, and ERAI5, and required under the ERA1 and ERA2 statutes.</p>				
--	--	--	--	--	--



<p>Number of unique households that received any ERA assistance and has a household income level that is between 50 – 80% AMI - Current Period</p>	<p>The number of households that received ERA program assistance in the reporting period and whose income was more than 50% but less than 80% of the area median income as defined by the US Department of Housing and Urban Development.</p> <p>Note: this data element must be reported in aggregate and also disaggregated by Race, Gender, and Ethnicity as defined in the list values for ERAI3, ERAI4, and ERAI5, and required under the ERA1 and ERA2 statutes.</p>	<p>era_income_range_current_period</p>	<p>Required</p>	<p>n/a</p>	<p>Numeric</p>	<p>9</p>
<p>Number of unique households that received any ERA assistance and has a household income level that is between 30 – 50% AMI - Current Period</p>	<p>The number of households with incomes of at least 30% but not greater than 50% of the area median income as defined by the US Department of Housing and Urban Development that received ERA program assistance in the reporting period and whose</p> <p>Note: this data element must be reported in aggregate and also disaggregated by Race, Gender, and Ethnicity as defined in the list values for ERAI3, ERAI4, and ERAI5, and required under the ERA1 and ERA2 statutes.</p>	<p>era_received_any_range_current_p rior</p>	<p>Required</p>	<p>n/a</p>	<p>Numeric</p>	<p>9</p>



<p>Number of unique households that received any ERA assistance and has a household income level that is less than 30% AMI - Current Period</p>	<p>The number of households with incomes was less than 30% of the area median income as defined by the US Department of Housing and Urban Development that received ERA program assistance in the reporting period.</p> <p>Note: this data element must be reported in aggregate and also disaggregated by Race, Gender, and Ethnicity as defined in the list values for ERAI3, ERAI4, and ERAI5, and required under the ERA1 and ERA2 statutes.</p>	<p>era_received_income_less_range</p>	<p>Required</p>	<p>n/a</p>	<p>Numeric</p>	<p>9</p>
<p>Total number of recipient households whose income eligibility was determined based on their eligibility for other federal benefit programs - Current Period</p>	<p>Total number of households that were deemed categorically eligible to receive ERA assistance based on prior enrollment in other income-based federal benefit programs during the reportig period.</p> <p>Note: this data element must be reported in aggregate and also disaggregated by Race, Gender, and Ethnicity as defined in the list values for ERAI3, ERAI4, and ERAI5, and required under the ERA1 and ERA2 statutes.</p>	<p>era_num_determ_elegibility_federal_current</p>	<p>Required</p>	<p>n/a</p>	<p>Numeric</p>	<p>9</p>



<p>Total number of recipient households whose income eligibility was determined with a fact-based proxy - Current Quarter</p>	<p>Total number of recipient households whose income eligibility was determined with one of the fact-based proxies described in the Program Overview during the reporting period.</p> <p>Note: this data element must be reported in aggregate and also disaggregated by Race, Gender, and Ethnicity as defined in the list values for ERAI3, ERAI4, and ERAI5, and required under the ERA1 and ERA2 statutes.</p>	<p>era_num_determ_elegibility_proxy_c urrent</p>	<p>Required</p>	<p>n/a</p>	<p>Numeric</p>	<p>9</p>
<p>Total amount of ERA award paid to or for participating households - Current Quarter</p>	<p>The total dollar amount of ERA award funds paid under the ERA award to or for participating households during the reporting period including payments for Financial Assistance, such as rent, rental arrears, utility and home energy costs, utility and home energy cost arrears, other housing services and eligible expenses, and Housing Stability Services (including eviction prevention services).</p> <p>Note: this data element must be reported in aggregate and also disaggregated by Race, Gender, and Ethnicity as defined in the list values for ERAI3, ERAI4, and ERAI5, and required under the ERA1 and ERA2 statutes.</p>	<p>era_amount_paid_participants_qt</p>	<p>Required</p>	<p>n/a</p>	<p>Numeric</p>	<p>12,2</p>



<p>Average amount of ERA award provided to or for each participant household - Current Quarter</p>	<p>The average dollar amount of ERA award funds paid under the ERA award to or for participating households during the reporting period including payments for Financial Assistance, such as rent, rental arrears, utility and home energy costs, utility and home energy cost arrears, other housing services and eligible expenses, and Housing Stability Services (including eviction prevention services).</p> <p>Note: this data element must be reported in aggregate and also disaggregated by Race, Gender, and Ethnicity as defined in the list values for ERAI3, ERAI4, and ERAI5, and required under the ERA1 and ERA2 statutes.</p>	<p>era_avr_award_current_qt</p>	<p>Required</p>	<p>n/a</p>	<p>Numeric</p>	<p>12,2</p>
<p>Average number of months of assistance provided by ERA rental payments (excluding arrears) - Current Quarter</p>	<p>The total number of rental payments paid by the ERA Recipient to or for participating households during the reporting period. Count each month's payment to the same household individually. Do not count payments for rental arrears.</p> <p>Note: this data element must be reported in aggregate and also disaggregated by Race, Gender, and Ethnicity as defined in the list values for ERAI3, ERAI4, and ERAI5, and required under the ERA1 and ERA2 statutes.</p>	<p>era_avr_months_rental_current_qt</p>	<p>Required</p>	<p>n/a</p>	<p>Numeric</p>	<p>2,2</p>



<p>Average number of months of assistance provide by ERA utilities/home energy bills payments (excluding arrears) - Current Quarter</p>	<p>The total number of utility/home energy bill payments paid by the ERA Recipient to or for participating households during the reporting period. Count each month's payment to the same household individually. Do not count payments for utility or home energy bill arrears.</p> <p>Note: this data element must be reported in aggregate and also disaggregated by Race, Gender, and Ethnicity as defined in the list values for ERAI3, ERAI4, and ERAI5, and required under the ERA1 and ERA2 statutes.</p>	<p>era_avr_bills_current_qt</p>	<p>Required</p>	<p>n/a</p>	<p>Numeric</p>	<p>2,2</p>
<p>Total dollar value of ERA Financial Assistance paid (expended) to or for participating households - Current Quarter</p>	<p>The total dollar amount of ERA Financial Assistance, as defined in the ERA1 and ERA2 statutes, paid (expended) to or for participating households during the reporting period. The figure includes payments for rent; rental arrears; utility and home energy costs; utility and home energy cost arrears; and other housing expenses.</p> <p>This does not include amounts paid for Administrative Costs or Housing Stability Services.</p>	<p>era_paid_participats_current_qt</p>	<p>Required</p>	<p>n/a</p>	<p>Numeric</p>	<p>12,2</p>



<p>Total dollar value of approved but unpaid (obligated) ERA Financial Assistance - Current Quarter</p>	<p>The total dollar amount of ERA Financial Assistance, as defined in the ERA1 and ERA2 statutes, approved but unpaid (obligated) to or for households during the reporting period. This figure includes payments for rent, rent arrears, utility and home energy bills, utility and home energy arrears, and other housing expenses.</p> <p>This amount does not include amounts approved and expected to pay for Housing Stability Services.</p>	<p>era_approved_unpaid_current_qt</p>	<p>Required</p>	<p>n/a</p>	<p>Numeric</p>	<p>12,2</p>
<p>Total dollar value of ERA Administrative Expenses paid (expended) to or for participating households - Current Quarter</p>	<p>The total dollar amount of ERA Administrative Expenses, as defined in the ERA1 and ERA2 statutes, paid (expended) to or for participating households during the reporting period. The figure includes payments for rent; rental arrears; utility and home energy costs; utility and home energy cost arrears; and other housing expenses.</p> <p>This does not include amounts paid for Financial Assistance or Housing Stability Services.</p>	<p>era_paid_admin_expenses_current_qt</p>	<p>Required</p>	<p>n/a</p>	<p>Numeric</p>	<p>12,2</p>



<p>Total dollar value of approved but unpaid (obligated) ERA Administrative Expenses - Current Quarter</p>	<p>The total dollar amount of ERA Administrative Expenses, as defined in the ERA1 and ERA2 statutes, approved but unpaid (obligated) to or for households during the reporting period. This figure includes payments for rent, rent arrears, utility and home energy bills, utility and home energy arrears, and other housing expenses.</p> <p>This amount does not include amounts approved and expected to pay for Financial Assistance or Housing Stability Services.</p>	<p>era_approved_unpaid_admin_expenses_current_qt</p>	<p>Required</p>	<p>n/a</p>	<p>Numeric</p>	<p>12,2</p>
<p>Total dollar value of ERA Housing Stability Services paid (expended) to or for participating households - Current Quarter</p>	<p>The total dollar amount of ERA Housing Stability Services, as defined in the ERA1 and ERA2 statutes, paid (expended) to or for participating households for the reporting period. The figure includes payments for rent; rental arrears; utility and home energy costs; utility and home energy cost arrears; and other housing expenses.</p> <p>This amount does not include amounts approved and expected to pay for Financial Assistance or Housing Stability Services.</p>	<p>era_paid_stability_servicecurrent_qt</p>	<p>Required</p>	<p>n/a</p>	<p>Numeric</p>	<p>12,2</p>



<p>Total dollar value of approved but unpaid (obligated) ERA Housing Stability Services - Current Quarter</p>	<p>The total dollar amount of ERA Housing Stability Services, as defined in the ERA1 and ERA2 statutes, approved but unpaid (obligated) to or for households during the reporting period. This figure includes payments for rent, rent arrears, utility and home energy bills, utility and home energy arrears, and other housing expenses.</p> <p>This amount does not include amounts approved and expected to pay for Financial Assistance or Housing Stability Services.</p>	<p>era_approved_unpaid_stability_services_current_qt</p>	<p>Required</p>	<p>n/a</p>	<p>Numeric</p>	<p>12,2</p>
---	--	--	-----------------	------------	----------------	-------------

h) Participant Household Payment Data

In this Module, each State, Local and Territorial Recipient must submit a data file containing the household-level information described below for each ERA assistance payment made to or on behalf of each participant household during the reporting period. The Financial Assistance expenditure category includes payments made by State, Local or Territorial Recipients and by all subrecipients and contractors for rent, rental arrears, utility/home energy services, utility/home energy services arrears, and other housing services and eligible expenses.

CSV Format

Defined Term	Definition	CSV Column Name	Required	List Values	Data Type	Max Length
Payee Address 1	First line of the Payee's address	participant_household_payment_data_payee_address1	Required	n/a	String	120
Payee Address 2	Second line of the Payee's address	participant_household_payment_data_payee_address2	Optional	n/a	String	120
Payee Address 3	Third line of the Payee's address	participant_household_payment_data_payee_address3	Optional	n/a	String	120



Payee City	The name of the city where the Payee's physical address is located	participant_household_payment_data_perf_city	Required	n/a	String	40
Payee State Code	United States Postal Service (USPS) two-letter abbreviation for the state or territory indicating the Payee state	participant_household_payment_data_perf_state	Required	n/a	String	2
Payee Zip+4	United States ZIP code (five digits) appended to the ZIP code +4 (four digits) identifying the Payee address.	participant_household_payment_data_payee_zip4	Required	n/a	String	5
Payee Type	A collection of indicators of different types of payees	participant_household_payment_data_payee_type	Required	n/a	Drop Down Menu	120
Amount of Payment	Total amount of ERA funds disbursed to the payee	participant_household_payment_data_amount_payment	Required	n/a	Dollar Numeric	12,2
Date of Payment	The date the payment was disbursed to the payee	participant_household_payment_data_payment_date	Required	n/a	Date Numeric	8
Type of Assistance Covered by Payment	A collection of indicators of different types assistance	participant_household_payment_data_types_assistance	Required	n/a	Drop Down Menu	120
Start Date Covered by the Payment	Start date the Financial Assistance covers for a particular household	participant_household_payment_data_start_date_coverage	Required	n/a	Date Numeric	8
End Date Covered by the Payment	End date the Financial Assistance covers for a particular household	participant_household_payment_data_end_date_coverage	Required	n/a	Date Numeric	8

