

Natural Gas STAR Annual Report - Distribution Segment

FORM VERSION: REPORTING SEASON 2021 (for activities completed in 2020)

RS2021DISTRv1

Partner Name	
Reporting Year	2020

Use the Table of Contents below to navigate to the different tabs of the form. You can use column B to indicate if you reported data on a specific tab.

Distribution Emission Sources	Data Reported	Information
Equipment Leaks	No	Directed inspection and maintenance at gate stations and surface facilities
Mains	No	Replacement of Cast Iron (CI) and Unprotected Steel (UPS) Mains with Plastic and Protected Steel, or rehabilitation of CI & UPS with plastic liners/inserts
Services	No	Replacement of Cast Iron (CI) and Unprotected Steel (UPS) Services with Plastic and Protected Steel, or rehabilitation of CI & UPS with plastic liners/inserts
Additional Distribution Activities	No	Use this tab to report all other methane reductions in the Distribution segment. You will be able to select the technology/practice used from the list of Natural Gas STAR Partner Reported Opportunities. If the activity you are reporting is not included in the list, please contact EPA at GasSTAR@epa.gov


Update Partner Information (If applicable)


New Partner Name	
-------------------------	--


This collection of information is approved by OMB under the Paperwork Reduction Act, 44 U.S.C. 3501 et seq. (OMB Control No. 2060-0328). Responses to this collection of information are voluntary 42 USC 7403(g). An agency may not conduct or sponsor, and a person is not required to respond to, a collection of information unless it displays a currently valid OMB control number. The public reporting and recordkeeping burden for this collection of information is estimated to range from 20 to 51 hours per response. Send comments on the Agency's need for this information, the accuracy of the provided burden estimates and any suggested methods for minimizing respondent burden to the Regulatory Support Division Director, U.S. Environmental Protection Agency (2821T), 1200 Pennsylvania Ave., NW, Washington, D.C. 20460. Include the OMB control number in any correspondence. Do not send the completed form to this address.


[Return to Table of Contents](#)


Methane Reductions Using Default Values	Other C
Calculated Total Methane Emission Reduction based on default values {[Total Number of Facilities at Which Leaks Repaired]x[1,700 Average Annual Leak Rate per Facility at 70% Efficiency]}	Total Methane Emission Reduction Based on Actual Field Measurement or Other Assumptions (Mcf/yr)





















Calculation Method


Explain Reduction Calculation Used














[Return to Table of Contents](#)

Automatically calculate ongoing reductions (if Sunset Years >1)?	End Year	Total Methane Emission Reduction (Mcf/yr)	Basis for Emission Reduction Estimate

This sheet summarizes values used in calculations in this workbook. If you have questions on an

Mains and Services

Source: 40 CFR Part 98, Subpart W, Table W-7

Emission factors	Mains (mcf/yr/mile)	Services (mcf/yr/count)
Cast Iron	238.71	1.66
Unprotected Steel	110.20	1.66
Protected Steel	3.07	0.18
Plastic	9.9	0.01
Copper	NA	0.26

Replacement factors	Cast Iron Replaced	UPS Replaced
MAINS Protected Steel	235.64	107.13
MAINS Plastic	228.81	100.30
SERVICES Protected Steel	1.48	1.48
SERVICES Plastic	1.65	1.65
SERVICES Copper	1.4	1.4

Equipment Leaks

Default Values

Average Annual Leak Rate per Facility ¹	1,700	mcf/yr
Efficiency ²	0.7	percent (expressed as decimal)

Notes:

¹ Derived from EPA Report to Congress, 1993.

² Derived from "Cost Effective Leak Mitigation at Natural Gas Transmission Compressor Stations," sponsored

of the values used, please contact EPA at GasSTAR@epa.gov

"replacement factors" calculated as the difference between emission factors for the original and replacement pipeline material

ed by the Pipeline Research Committee International (PRCI), EPA and GRI, 1999.