

EPC Entity Profiles & Connectivity Questions

Beginning in FY 2019, Connectivity Questions will no longer appear in the applicant profile.

Additionally, all references to voice services will be removed per Commission rules.

Managing an Organization's Entity Profile Data - Independent School

The screenshot shows a web form titled "Create An Organization" with a "SAVE DRAFT" button in the top left. The form is divided into several sections:

- Name ***: A text input field containing "test_JS".
- Please Select An Organization Type ***: A dropdown menu with "Applicant" selected.
- Applicant Entity Type ***: A dropdown menu with "School" selected.
- Physical Address**:
 - Address Line 1 ***: Text input field with "700, 12th St NW".
 - Address Line 2**: Empty text input field.
 - City ***: Text input field with "DC".
 - State ***: Dropdown menu with "DC" selected.
 - County**: Empty text input field.
 - Zip Code ***: Text input field with "20005".
 - Zip Code Extension**: Empty text input field.
 - A link: "Click the button below to get standard USPS address".
 - A button: "VERIFY MY ADDRESS".
- Latitude / Longitude**:
 - User-entered Latitude**: Empty text input field.
 - User-entered Longitude**: Empty text input field.
 - Latitude**: Greyed-out text input field.
 - Longitude**: Greyed-out text input field.
 - A button: "LOOKUP URBAN/RURAL STATUS".

The user can enter the Urban/Rural status and the system also calculates this status based on the input Latitude/Longitude values.

Latitude / Longitude

User-entered Latitude ⓘ

User-entered Longitude ⓘ

We were unable to determine your latitude and longitude. To determine your Urban/Rural status, please enter values in User-entered Latitude and User-entered Longitude fields. For further assistance, please contact USAC's Client Service Bureau at 888-203-8100.

Latitude ⓘ

Longitude ⓘ

LOOKUP URBAN/RURAL STATUS

Urban/Rural

User Entered Urban/Rural Status

Rural

Urban

Urban/Rural Status ⓘ

Rural

Urban

Mailing Address

Mailing address is the same as physical address.

Address Line 1

Address Line 2

City

State

County

Zip Code

Zip Code Extension

Other Methods of Contact

Phone Number *

Ex. 000-000-0000

Phone Number Extension

Email

Confirm Email

Website URL

FCC Registration Number ⓘ

CANCEL **CONTINUE**

When you click 'Continue', below is the next input screen.

SAVE DRAFT

Create An Organization

School Information

School Sub-Type *

Public School

Private School

Number of Full Time Students *

Total Number of Part-Time Students *

Community Eligibility Program (CEP)? *

Yes

No

Does this organization have an endowment? *

Yes

No

Is this school part of a school district? *

Yes

No

Peak Number of Part-Time Students *

Total Number of Students Eligible for National School Lunch Program (NSLP) *

PREVIOUS CANCEL SUBMIT

School-type: 'Public School'

SAVE DRAFT

Create An Organization

School Information

School Sub-Type *

Public School
 Private School

Check All That Apply

Pre-K
 Head Start
 Adult Education
 Juvenile Justice
 Dormitory
 Charter School

Number of Full Time Students *

Total Number of Part-Time Students *

Community Eligibility Program (CEP)? *

Yes
 No

Does this organization have an endowment? *

Yes
 No

State School Code

Is this school part of a school district? *

Yes
 No

Tribal School
 New Construction School
 ESA School
 BIE
 ESA School District with no Schools

Peak Number of Part-Time Students *

Total Number of Students Eligible for National School Lunch Program (NSLP) *

School-type: 'Private School'

SAVE DRAFT

Create An Organization

School Information

School Sub-Type *

Public School
 Private School

Check All That Apply

Pre-K
 Head Start
 Adult Education
 Juvenile Justice
 Dormitory

Number of Full Time Students *

Total Number of Part-Time Students *

Community Eligibility Program (CEP)? *

Yes
 No

Does this organization have an endowment? *

Yes
 No

NCES Private School ID

Is this school part of a school district? *

Yes
 No

Charter School
 Tribal School
 New Construction School
 ESA School District with no Schools

Peak Number of Part-Time Students *

Total Number of Students Eligible for National School Lunch Program (NSLP) *

PREVIOUS CANCEL SUBMIT

If the public school is a 'New Construction School', an additional question if the student counts are based on an estimate is posted.

SAVE DRAFT

Create An Organization

School Information

School Sub-Type *

Public School
 Private School

Check All That Apply

Pre-K
 Head Start
 Adult Education
 Juvenile Justice
 Dormitory
 Charter School

Is this school part of a school district? *

No
 Yes

Tribal School
 New Construction School
 ESA School
 BIE
 ESA School District with no Schools

Are the student counts based on an estimate? *

Yes
 No

Number of Full Time Students *

Peak Number of Part-Time Students *

Total Number of Part-Time Students *

Total Number of Students Eligible for National School Lunch Program (NSLP) *

Community Eligibility Program (CEP)? *

Yes
 No

Does this organization have an endowment? *

Yes
 No

If the school participates in the National School Lunch Program (NSLP) Community Eligibility Program (CEP), the CEP percentage is required.

Number of Full Time Students *

Peak Number of Part-Time Students *

Total Number of Part-Time Students *

Total Number of Students Eligible for National School Lunch Program (NSLP) *

Community Eligibility Program (CEP)? *

Yes
 No

Does this organization have an endowment? *

Yes
 No

CEP Percentage *

State School Code

State LEA Code

NCES Public State Code

NCES Public District Code

NCES Public Building Code

If not CEP, an alternative discount method is required. Also, if the school has an endowment, the current value of the endowment is requested.

Number of Full Time Students * <input type="text" value="100"/>	Peak Number of Part-Time Students * <input type="text" value="50"/>
Total Number of Part-Time Students * <input type="text" value="70"/>	Total Number of Students Eligible for National School Lunch Program (NSLP) ⓘ * <input type="text" value="60"/>
Community Eligibility Program (CEP)? * <input type="radio"/> Yes <input checked="" type="radio"/> No	Alternative Discount Method * <input type="text" value="None"/>
Does this organization have an endowment? * <input checked="" type="radio"/> Yes <input type="radio"/> No	<small>Indicate if an alternative discount mechanism was used to calculate the number of students eligible for NSLP</small>
State School Code <input type="text"/>	What is the current value of the endowment? <input type="text" value="\$0.00"/>
State LEA Code <input type="text"/>	
NCES Public State Code <input type="text"/>	
NCES Public District Code <input type="text"/>	
NCES Public Building Code <input type="text"/>	
<input type="button" value="PREVIOUS"/> <input type="button" value="CANCEL"/>	<input type="button" value="SUBMIT"/>

Manage Connectivity Questions – Independent School

Beginning in FY 2019, Connectivity Questions will no longer appear in the applicant profile.



Manage Connectivity Questions

test_IS (BEN: 17227925)

The following questions are intended to gather feedback from schools and libraries on the sufficiency of their Internet access, wide area network connections and the internal connections (e.g. Wi-Fi) in meeting their needs. These questions are designed to provide comprehensive insight into the current state of connectivity for schools and libraries, including services and equipment not funded by the E-rate program. The questions are informational only and will not affect the funding commitments in any way.

Connectivity Questions

What is the total bandwidth speed from this location (including non E-rate supported services)?

Download Speed *

Download Speed Units *

Upload Speed *

Upload Speed Units *

What is the predominant connection type coming to this location? *

How sufficient is the quality of the Wi-Fi at this location? *

What are your biggest barriers to having a robust internal network in your classrooms at this location? *

CANCEL

SAVE & CLOSE

If 'Other' option is selected as a response to the biggest barriers question, then an additional input is requested.

Manage Connectivity Questions

test_IS (BEN: 17227925)

The following questions are intended to gather feedback from schools and libraries on the sufficiency of their Internet access, wide area network connections and the internal connections (e.g. Wi-Fi) in meeting their needs. These questions are designed to provide comprehensive insight into the current state of connectivity for schools and libraries, including services and equipment not funded by the E-rate program. The questions are informational only and will not affect the funding commitments in any way.

Connectivity Questions

What is the total bandwidth speed from this location (including non E-rate supported services)?

Download Speed *

100

Download Speed Units *

Mbps

Upload Speed *

100

Upload Speed Units *

Mbps

What is the predominant connection type coming to this location? *

Cable Modem

How sufficient is the quality of the Wi-Fi at this location? *

Mostly

What are your biggest barriers to having a robust internal network in your classrooms at this location? *

Other

If Other, please specify *

CANCEL

SAVE & CLOSE

Managing an Organization's Entity Profile Data - School District

SAVE DRAFT

Create An Organization

Name *

test-SD

Please Select An Organization Type *

Applicant

Applicant Entity Type *

School District

Physical Address

Address Line 1 *

700, 12st NW

County

Address Line 2

Zip Code *

20005

City *

DC

Zip Code Extension

State *

DC

Mailing Address

Mailing address is the same as physical address.

Address Line 1

700, 12st NW

County

Address Line 2

Zip Code

20005

City

DC

Zip Code Extension

State

DC

Other Methods of Contact

Phone Number * **Phone Number Extension**

Ex. 000-000-0000

Email

Confirm Email

Website URL

FCC Registration Number

School District Sub-Type: 'Public School District'

SAVE DRAFT

Create An Organization

School District Information

School District Sub-Type *

Public School District
 Private School District

Check All That Apply

Charter School District
 ESA School District

Does this organization have an endowment? *

Yes
 No

State School Code

State LEA Code

NCES Public State Code

NCES Public District Code

NCES Public Building Code

PREVIOUS CANCEL SUBMIT

If the school district has an endowment, the current value of the endowment is requested.

SAVE DRAFT

Create An Organization

School District Information

School District Sub-Type *

Public School District
 Private School District

Check All That Apply

Charter School District
 ESA School District

Does this organization have an endowment? *

Yes
 No

What is the current value of the endowment?

State School Code

State LEA Code

NCES Public State Code

NCES Public District Code

NCES Public Building Code

PREVIOUS CANCEL SUBMIT

School District Sub-Type: 'Private School District'

[SAVE DRAFT](#)

Create An Organization

School District Information

School District Sub-Type *

Public School District
 Private School District

Does this organization have an endowment? *

Yes
 No

What is the current value of the endowment?

\$0.00

NCES Private School ID

After the organization is created, the school district can manage its relationships with other organizations such as adding new child entities.

Records / Applicant Entities

#17227926 - test-SD

...

[Summary](#)
[Customer Service](#)
[Modifications](#)
[Additional Information](#)
[Discount Rate](#)
[Contracts](#)
[FCC Forms](#)
[FRN Appeals](#)
[News](#)
[Related Actions](#)

Organization Details

Name test-SD	Applicant Type School District
Entity Number 17227926	Status Active
FCC Registration Number	

Contact Information

Physical Address 700, 12st NW DC, DC 20005	Phone Number 202-772-2000
Mailing Address 700, 12st NW DC, DC 20005	Email test@mailinator.com
	Website URL

Account Administrator

An Account Administrator has not been indicated.

General Contact

A General Contact has not been indicated.

Applicant Attributes

School District Sub-Type	<input checked="" type="checkbox"/> Public School District	Does this organization have an endowment?	No
	<input type="checkbox"/> Private School District		
	<input type="checkbox"/> Charter School District		
	<input type="checkbox"/> ESA School District		
State School Code			
State LEA Code			
NCES Public State Code			
NCES Public District			

Records / Applicant Entities
#17227924 - Test

Summary Customer Service Modifications Additional Information Discount Rate Contracts FCC Forms FRN Appeals News **Related Actions**

Manage Organization Relationships

Please make a selection below to add or remove an organization relationship

How would you like to manage your organization relationships?

[REMOVE A RELATIONSHIP](#) [ADD AN ESA MEMBER](#) [ADD A CHILD ENTITY](#) [SIGN UP FOR A CONSORTIUM](#)
[ADD A CONSULTING FIRM](#)

[CANCEL](#)

Adding a child entity:

Records / Applicant Entities
#17227926 - test-SD

Summary Customer Service Modifications Additional Information Discount Rate Contracts FCC Forms FRN Appeals News **Related Actions**

Relate to Another Entity

Please enter search criteria below and hit search to continue

What organization type are you looking for?

Select an Organization Type *

School

Which organization are you looking for?

BEN Search:

Name Search:

State Search:

Zip Code Search:

[CANCEL](#) [PREVIOUS](#) [SEARCH](#)



Relate to Another Entity

Please select an organization to create a relationship

Current School Relationships

BEN	Name	City	State	Zip Code
No items available				

Add School Relationship(s)

<input type="checkbox"/>	BEN	Name	City	State	Zip Code
<input type="checkbox"/>	17226816	test ORG	Crypton	DC	22554
<input checked="" type="checkbox"/>	17227921	test	WASHINGTON	DC	20036

Manage Connectivity Questions – School District

Beginning in FY 2019, Connectivity Questions will no longer appear in the applicant profile.

If the school district aggregates internet access for the entire district and responds 'Yes':

Records / Applicant Entities
#17227924 - Test

Summary Customer Service Modifications Additional Information Discount Rate Contracts FCC Forms FRN Appeals News **Related Actions**

Manage Connectivity Questions

Test (BEN: 17227924)

The following questions are intended to gather feedback from schools and libraries on the sufficiency of their Internet access, wide area network connections and the internal connections (e.g. Wi-Fi) in meeting their needs. These questions are designed to provide comprehensive insight into the current state of connectivity for schools and libraries, including services and equipment not funded by the E-rate program. The questions are informational only and will not affect the funding commitments in any way.

District-wide Internet Access Questions

Does your school district currently aggregate Internet access for the entire district (as opposed to buying Internet access on a building-by-building basis)?

Records / Applicant Entities
#17227924 - Test

Summary Customer Service Modifications Additional Information Discount Rate Contracts FCC Forms FRN Appeals News **Related Actions**

Manage Connectivity Questions

Test (BEN: 17227924)

The following questions are intended to gather feedback from schools and libraries on the sufficiency of their Internet access, wide area network connections and the internal connections (e.g. Wi-Fi) in meeting their needs. These questions are designed to provide comprehensive insight into the current state of connectivity for schools and libraries, including services and equipment not funded by the E-rate program. The questions are informational only and will not affect the funding commitments in any way.

District-wide Internet Access Questions

Does your school district currently aggregate Internet access for the entire district (as opposed to buying Internet access on a building-by-building basis)?

Please give the total (aggregate) Internet access bandwidth speed for the school district (including non E-rate supported services)

Download Speed * Download Speed Units *

Upload Speed * Upload Speed Units *

News Tasks (11) Records Reports Actions Avatar

Manage Connectivity Questions

Test (BEN: 17227924)

The following questions are intended to gather feedback from schools and libraries on the sufficiency of their Internet access, wide area network connections and the internal connections (e.g. Wi-Fi) in meeting their needs. These questions are designed to provide comprehensive insight into the current state of connectivity for schools and libraries, including services and equipment not funded by the E-rate program. The questions are informational only and will not affect the funding commitments in any way.

Per-Entity Basis Questions

Entity Name	BEN	Download	Units	Upload	Units	Connection	Wifi Sufficient	Barriers to Robust Network	
test	17227921								Edit

Connectivity Questions - test

What is the total bandwidth speed from this location (including non E-rate supported services)?

Download Speed * Download Speed Units *

Upload Speed * Upload Speed Units *

What is the predominant connection type coming to this location? * How sufficient is the quality of the Wi-Fi at this location? *

What are your biggest barriers to having a robust internal network in your classrooms at this location? *

[SAVE CHANGES](#)

[BACK](#) [CLOSE](#)

If the school district does not aggregate internet access for the entire district and responds 'No':

Records / Applicant Entities

#17227926 - test-SD

Summary Customer Service Modifications Additional Information Discount Rate Contracts FCC Forms FRN Appeals News **Related Actions**

Manage Connectivity Questions

test-SD (BEN: 17227926)

The following questions are intended to gather feedback from schools and libraries on the sufficiency of their Internet access, wide area network connections and the internal connections (e.g. Wi-Fi) in meeting their needs. These questions are designed to provide comprehensive insight into the current state of connectivity for schools and libraries, including services and equipment not funded by the E-rate program. The questions are informational only and will not affect the funding commitments in any way.

District-wide Internet Access Questions

Does your school district currently aggregate Internet access for the entire district (as opposed to buying Internet access on a building-by-building basis)?



Manage Connectivity Questions

test-SD (BEN: 17227926)

The following questions are intended to gather feedback from schools and libraries on the sufficiency of their Internet access, wide area network connections and the internal connections (e.g. Wi-Fi) in meeting their needs. These questions are designed to provide comprehensive insight into the current state of connectivity for schools and libraries, including services and equipment not funded by the E-rate program. The questions are informational only and will not affect the funding commitments in any way.

Per-Entity Basis Questions

Entity Name	BEN	Download	Units	Upload	Units	Connection	Wifi Sufficient	Barriers to Robust Network	
test	17227921								Edit

Connectivity Questions - test

What is the total bandwidth speed from this location (including non E-rate supported services)?

Download Speed *

Download Speed Units *

Upload Speed *

Upload Speed Units *

What is the predominant connection type coming to this location? *

How sufficient is the quality of the Wi-Fi at this location? *

What are your biggest barriers to having a robust internal network in your classrooms at this location? *

SAVE CHANGES

Managing an Organization's Entity Profile Data - Independent Library

The user can enter the Urban/Rural status and the system also calculates this status based on the input Latitude/Longitude values.

The screenshot shows a web application interface for creating an organization. The top navigation bar includes 'News', 'Tasks (11)', 'Records', 'Reports', and 'Actions'. A user profile icon is visible in the top right corner. The main content area is titled 'Create An Organization' and contains the following sections:

- Name:** A text input field containing 'Test-IDL'.
- Physical Address:** Fields for 'Address Line 1*' (700, 12th st NW), 'Address Line 2', 'City*' (DC), and 'State*' (DC).
- Latitude / Longitude:** Fields for 'User-entered Latitude' (38.8899) and 'User-entered Longitude' (-77.009).
- Urban/Rural:** Radio buttons for 'Rural' and 'Urban' (selected).
- Mailing Address:** A checked checkbox 'Mailing address is the same as physical address.' followed by address fields.
- Other Methods of Contact:** Fields for 'Phone Number*' (202-572-5721), 'Phone Number Extension', 'Email' (test@mailinator.com), 'Confirm Email' (test@mailinator.com), 'Website URL', and 'FCC Registration Number'.

Additional features include a 'Please Select An Organization Type' dropdown (Applicant), an 'Applicant Entity Type' dropdown (Library), a 'County' field, and 'Zip Code*' (20005) with a 'Zip Code Extension' field. A 'VERIFY MY ADDRESS' button is located below the physical address fields, and a 'LOOKUP URBAN/RURAL STATUS' button is below the latitude/longitude fields. 'CANCEL' and 'CONTINUE' buttons are at the bottom of the form.

When you click 'Continue', the below is the next input screen.

If the public library is a 'Main Branch', additional input to determine the associated school district is requested.

The screenshot shows a web application interface for creating an organization. The top navigation bar includes 'News', 'Tasks (11)', 'Records', 'Reports', and 'Actions'. A user profile icon is visible in the top right corner. The main content area is titled 'Create An Organization' and contains several sections:

- Library Information:** Includes radio buttons for 'Public Library' (selected) and 'Private Library'. A 'Check All That Apply' section lists various library types, with 'Main Branch' selected. Other fields include 'Is this library part of a library system?' (Yes selected), 'Square Footage' (1750), and 'Locale Code'.
- Associated School District:** A note states the library is not currently associated with a school district. Below is a search section with filters for 'BEN Search', 'Name Search', 'State Search' (set to DC), and 'Zip Code Search'. 'CLEAR FILTERS' and 'SEARCH' buttons are present.
- Search Results Table:** A table with columns: BEN, NAME, CITY, STATE, and ZIP CODE. The first row is selected.

BEN	NAME	CITY	STATE	ZIP CODE
<input checked="" type="checkbox"/>	168 School district1 in review	Washington	DC	20036
<input type="checkbox"/>	608 HT School District Application 1	Washington	DC	22036
<input type="checkbox"/>	682 ESA School Test	fairfax	DC	22030
<input type="checkbox"/>	819 DC School District #1	Washington	DC	20024
<input type="checkbox"/>	864 SB School District 2	EI	DC	74125

Navigation buttons at the bottom include 'PREVIOUS', 'CANCEL', and 'SUBMIT'. A pagination indicator shows '1 - 5 of 144'.

If the public library is not part of a library system, then additional input to determine the associated school district is requested.

News Tasks (11) Records Reports **Actions** Avatar

SAVE DRAFT

Create An Organization

Library Information

Library Sub-Type *

Public Library
 Private Library

Check All That Apply

Academic
 Research
 Tribal Library
 Bookmobile
 Kiosk
 New Construction Library
 Main Branch
 State Library Agency - Library

Is this library part of a library system? *

Yes
 No

Square Footage *

1750

You will need to provide your square footage in order to apply for any Category 2 funding.

Locale Code

FSCS KEY

FSCS SEQ

Associated School District

This Library is currently not associated with a school district. Please use the search below to associate it with a school district.

Search for School Districts


BEN Search _____ **Name Search** _____

State Search DC **Zip Code Search** _____

<input type="checkbox"/>	BEN	NAME	CITY	STATE	ZIP CODE
<input checked="" type="checkbox"/>	168	School district1 In review	Washington	DC	20036
<input type="checkbox"/>	608	HT School District Application 1	Washington	DC	22036
<input type="checkbox"/>	682	ESA School Test	fairfax	DC	22030
<input type="checkbox"/>	819	DC School District #1	Washington	DC	20024
<input type="checkbox"/>	864	SB School District 2	EI	DC	74125

« < 1 - 5 of 144 > »

Library Sub-Type: 'Private Library'

News Tasks (11) Records Reports Actions  Agnes

SAVE DRAFT

Create An Organization

Library Information

Library Sub-Type *

Public Library

Private Library

Check All That Apply

Academic

Research

Tribal Library

Bookmobile

Kiosk

New Construction Library

Main Branch

Is this library part of a library system? *

Yes

No

Square Footage *

1750

You will need to provide your square footage in order to apply for any Category 2 funding.

Locale Code

PREVIOUS CANCEL SUBMIT

If the private library is a 'Main Branch', additional input to determine the associated school district is requested.

Create An Organization

Library Information

Library Sub-Type *

Public Library

Private Library

Check All That Apply

Academic

Research

Tribal Library

Bookmobile

Kiosk

New Construction Library

Main Branch

Is this library part of a library system? *

Yes

No

Square Footage *

1750

You will need to provide your square footage in order to apply for any Category 2 funding.

Locale Code

Associated School District

This Library is currently not associated with a school district. Please Use the search below to associate it with a school district

Search for School Districts

BEN Search

Name Search

State Search

DC

Zip Code Search

CLEAR FILTERS SEARCH

BEN	NAME	CITY	STATE	ZIP CODE	
<input checked="" type="checkbox"/>	168	School district1 in review	Washington	DC	20036
<input type="checkbox"/>	608	HT School District Application 1	Washington	DC	22036
<input type="checkbox"/>	682	ESA School Test	fairfax	DC	22030
<input type="checkbox"/>	819	DC School District #1	Washington	DC	20024
<input type="checkbox"/>	864	SB School District 2	EI	DC	74125

PREVIOUS CANCEL SUBMIT

If the private library is not part of a library system, then additional input to determine the associated school district is requested.

News Tasks (11) Records Reports Actions [Profile Icon] [Logout]

SAVE DRAFT

Create An Organization

Library Information

Library Sub-Type *

Public Library

Private Library

Check All That Apply

Academic

Research

Tribal Library

Bookmobile

Kiosk

New Construction Library

Main Branch

Is this library part of a library system? *

Yes

No

Square Footage *

1750

You will need to provide your square footage in order to apply for any Category 2 funding.

Locale Code

Associated School District

This library is currently not associated with a school district. Please Use the search below to associate it with a school district

Search for School Districts

BEN Search _____

Name Search _____

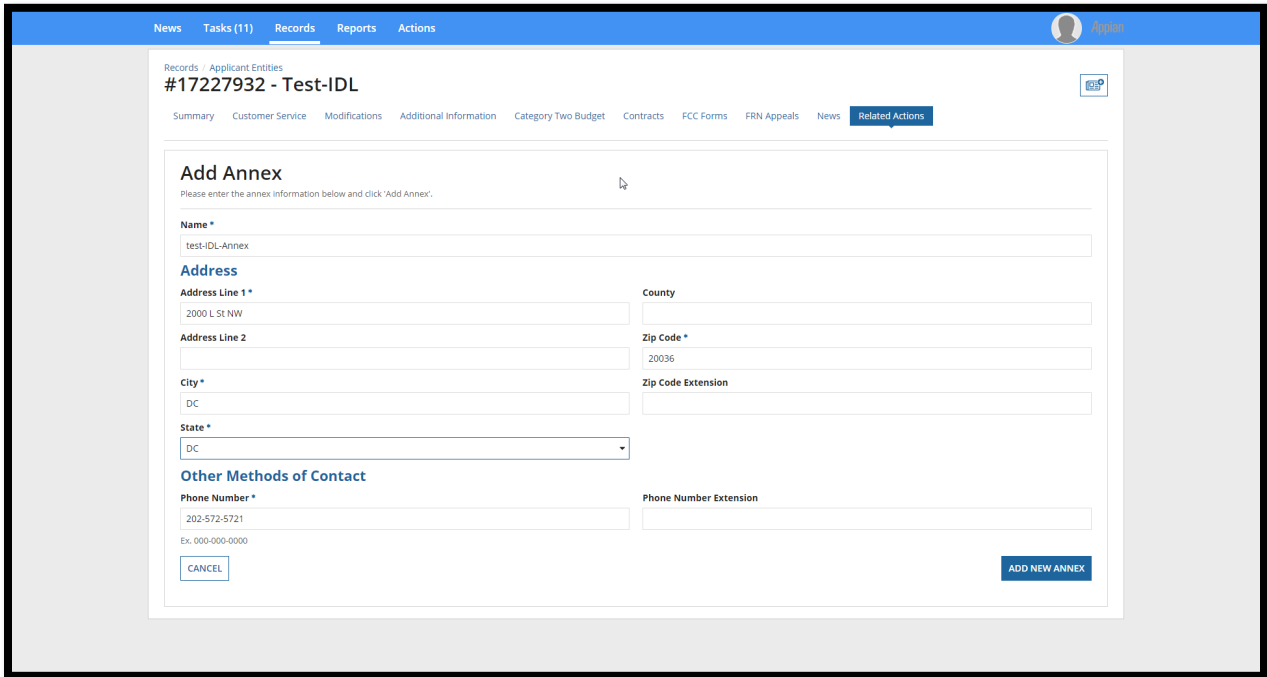
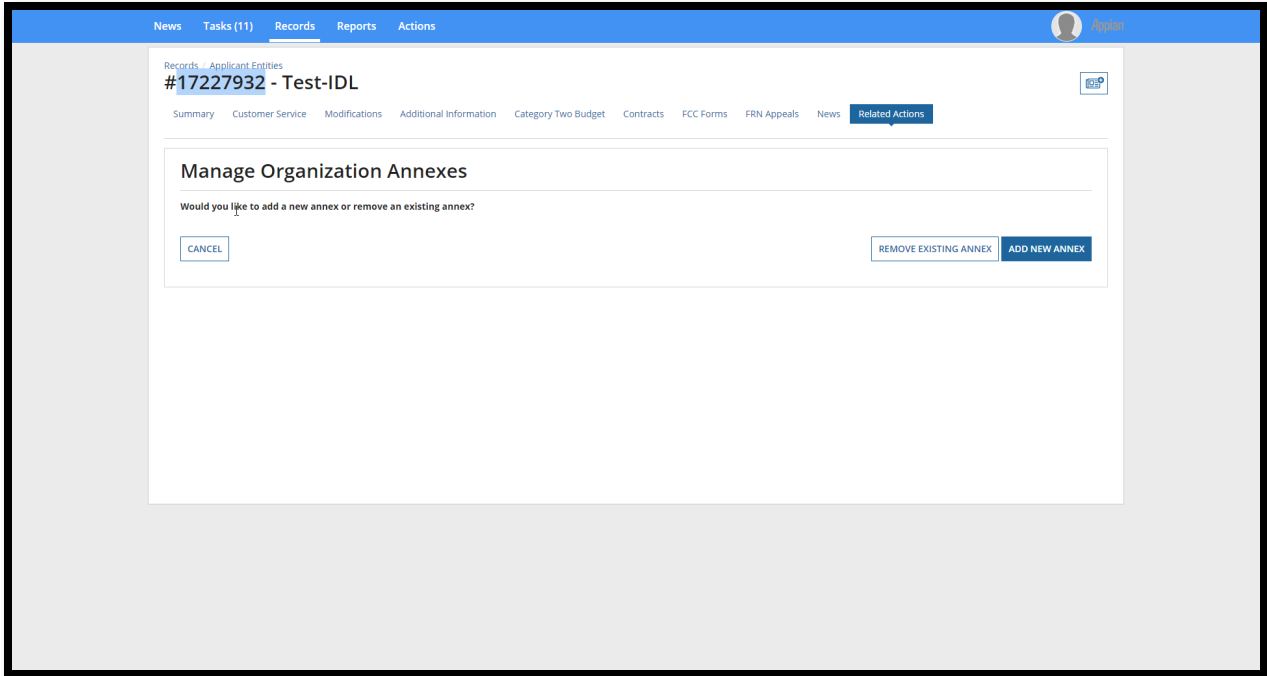
State Search DC

Zip Code Search _____

<input type="checkbox"/>	BEN	NAME	CITY	STATE	ZIP CODE
<input checked="" type="checkbox"/>	168	School district1 In reviewr	Washington	DC	20036
<input type="checkbox"/>	608	HT School District Application 1	Washington	DC	22036
<input type="checkbox"/>	682	ESA School Test	fairfax	DC	22030
<input type="checkbox"/>	819	DC School District #1	Washington	DC	20024
<input type="checkbox"/>	864	SB School District 2	El	DC	74125

« < 1 - 5 of 144 > »

Clicking 'Submit' creates the organization. After a library (organization) is created, it can manage its annexes as below.



Clicking 'Add New Annex' creates the new annex under the Library Organization.

Manage Connectivity Questions – Independent Library

Beginning in FY 2019, Connectivity Questions will no longer appear in the applicant profile.

The screenshot shows a web application interface for managing connectivity questions. The page title is "#892 - 924 Library". Below the title, there is a navigation bar with tabs: Summary, Customer Service, Modifications, Additional Information, Discount Rate, Category Two Budget, Contracts, FCC Forms, FRN Appeals, News, and Related Actions. The main content area is titled "Manage Connectivity Questions" and includes a sub-header "924 Library (BEN: 892)". A paragraph explains that the questions are for feedback on internet access and network connections. The form contains several sections:

- Connectivity Questions**: A heading for the main section.
- What is the total bandwidth speed from this location (including non E-rate supported services)?**: A question with two input fields: "Download Speed *" (containing "250") and "Upload Speed *" (containing "250").
- Download Speed Units ***: A dropdown menu with "Mbps" selected.
- Upload Speed Units ***: A dropdown menu with "Mbps" selected.
- What is the predominant connection type coming to this location? ***: A dropdown menu with "Cable Modem" selected.
- How sufficient is the quality of the Wi-Fi at this location? ***: A dropdown menu with "Mostly" selected.
- What are your biggest barriers to having a robust internal network in your classrooms at this location? ***: A dropdown menu with "No barriers" selected.

At the bottom of the form, there are two buttons: "CANCEL" and "SAVE & CLOSE".

If 'Other' is chosen as a response to biggest barriers question, additional information is requested.

Records / Applicant Entities

#892 - 924 Library



Summary Customer Service Modifications Additional Information Discount Rate Category Two Budget Contracts FCC Forms FRN Appeals News **Related Actions**

Manage Connectivity Questions

924 Library (BEN: 892)

The following questions are intended to gather feedback from schools and libraries on the sufficiency of their Internet access, wide area network connections and the internal connections (e.g. Wi-Fi) in meeting their needs. These questions are designed to provide comprehensive insight into the current state of connectivity for schools and libraries, including services and equipment not funded by the E-rate program. The questions are informational only and will not affect the funding commitments in any way.

Connectivity Questions

What is the total bandwidth speed from this location (including non E-rate supported services)?

Download Speed *

250

Download Speed Units *

Mbps

Upload Speed *

250

Upload Speed Units *

Mbps

What is the predominant connection type coming to this location? *

Fixed Wireless

How sufficient is the quality of the Wi-Fi at this location? *

Mostly

What are your biggest barriers to having a robust internal network in your classrooms at this location? *

Other

If Other, please specify *

CANCEL

SAVE & CLOSE

Managing an Organization's Entity Profile Data – Library System

SAVE DRAFT

Create An Organization

Name *
test-LS

Please Select An Organization Type *
Applicant

Applicant Entity Type *
Library System

Physical Address

Address Line 1 *
700, 12st NW

Address Line 2

City *
DC

State *
DC

County

Zip Code *
20005

Zip Code Extension

Mailing Address

Mailing address is the same as physical address.

Address Line 1
700, 12st NW

Address Line 2

City
DC

State
DC

County

Zip Code
20005

Zip Code Extension

Other Methods of Contact

Phone Number *
202-772-2000
Ex. 000-000-0000

Phone Number Extension

Email
test@mailinator.com

Confirm Email
test@mailinator.com

Website URL

FCC Registration Number

CANCEL **CONTINUE**

When you click 'Continue', the below is the next input screen.

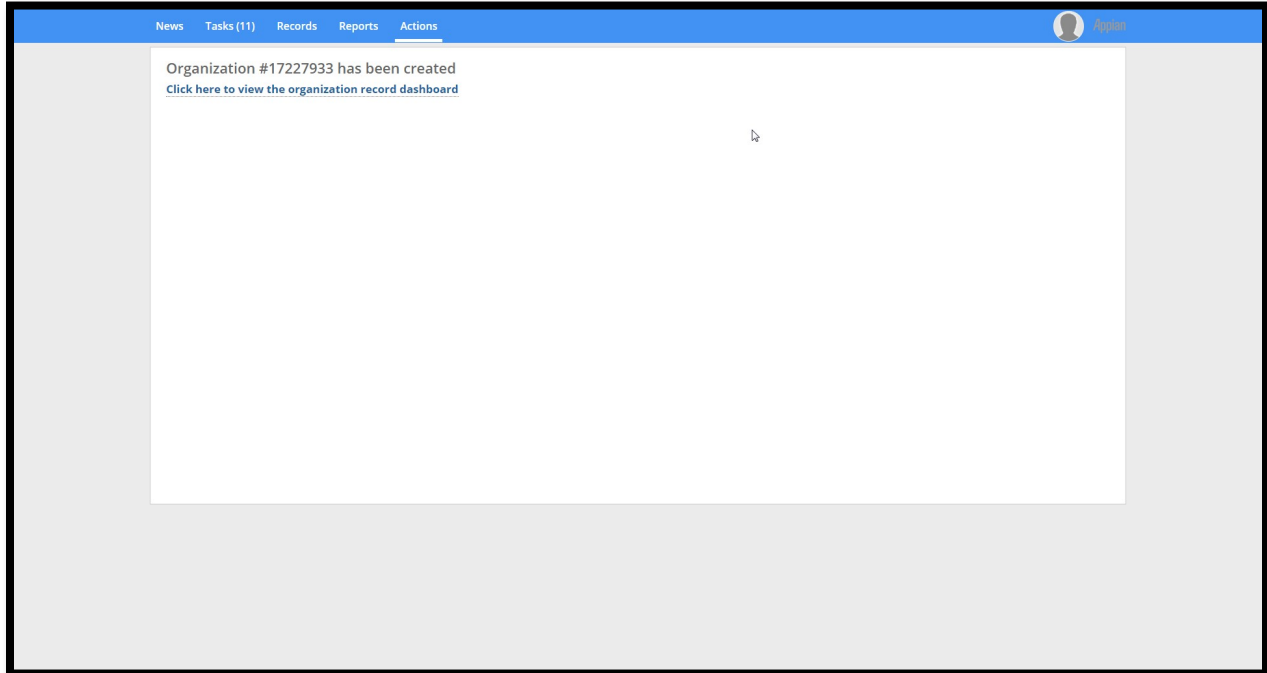
Library System Sub-Type: 'Public Library System'

The screenshot shows a web application interface for creating an organization. At the top, there is a blue navigation bar with the following menu items: News, Tasks (11), Records, Reports, and Actions. On the right side of the navigation bar, there is a user profile icon and the name 'Agnes'. Below the navigation bar, the main content area is titled 'Create An Organization' and includes a 'SAVE DRAFT' button. Underneath, the section 'Library System Information' contains a radio button group for 'Library System Sub-Type *'. The 'Public Library System' option is selected, while 'Private Library System' is unselected. Below this, there are two empty text input fields labeled 'FSCS KEY' and 'FSCS SEQ'. At the bottom of the form, there are three buttons: 'PREVIOUS', 'CANCEL', and 'SUBMIT'.

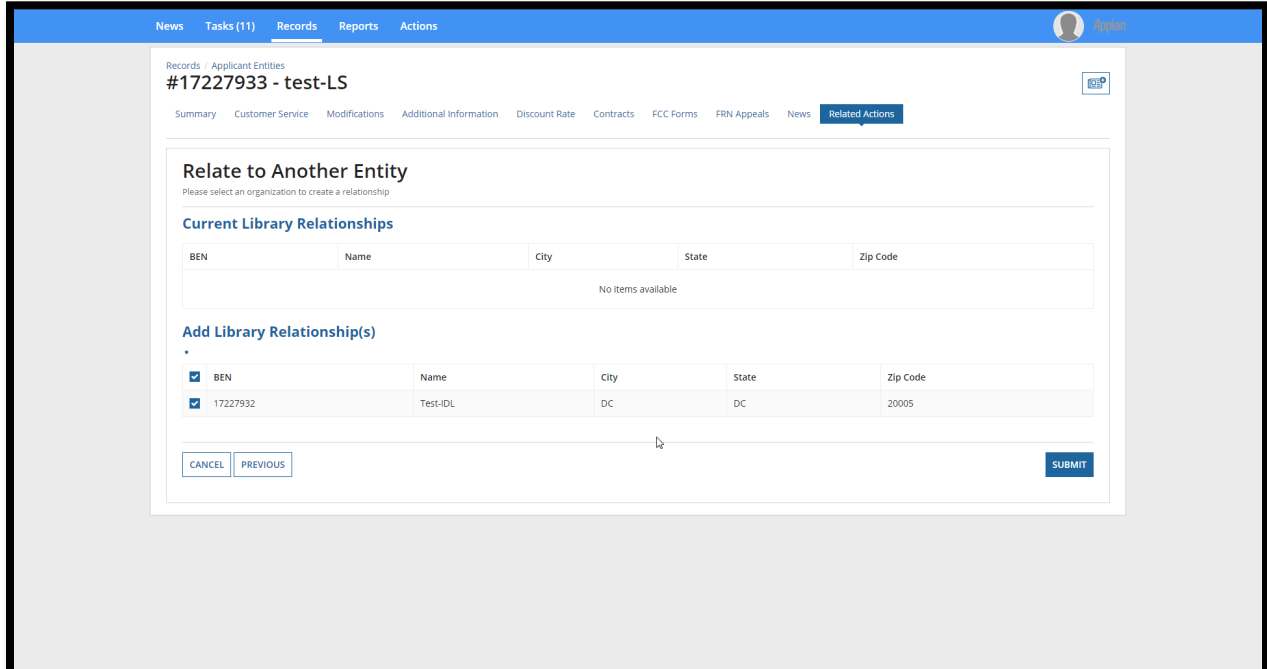
Library System Sub-Type: 'Private Library System'

The screenshot shows the same 'Create An Organization' form as above, but with the 'Private Library System' radio button selected. The 'Public Library System' option is now unselected. The 'FSCS KEY' and 'FSCS SEQ' input fields are still empty. The 'PREVIOUS', 'CANCEL', and 'SUBMIT' buttons remain at the bottom of the form.

Clicking 'Submit' creates the organization.



Manage Organization Relationships



Clicking 'Submit' establishes the relationship.

Manage Connectivity Questions – Library System

Beginning in FY 2019, Connectivity Questions will no longer appear in the applicant profile.

If 'Yes' is the response to the question regarding aggregate internet access for the library system:

News Tasks (11) Records Reports Actions

Records / Applicant Entities
#17227933 - test-LS

Summary Customer Service Modifications Additional Information Discount Rate Contracts FCC Forms FRN Appeals News Related Actions

Manage Connectivity Questions

test-LS (BEN: 17227933)

The following questions are intended to gather feedback from schools and libraries on the sufficiency of their Internet access, wide-area network connections and the internal connections (e.g. Wi-Fi) in meeting their needs. These questions are designed to provide comprehensive insight into the current state of connectivity for schools and libraries, including services and equipment not funded by the E-rate program. The questions are informational only and will not affect the funding commitments in any way.

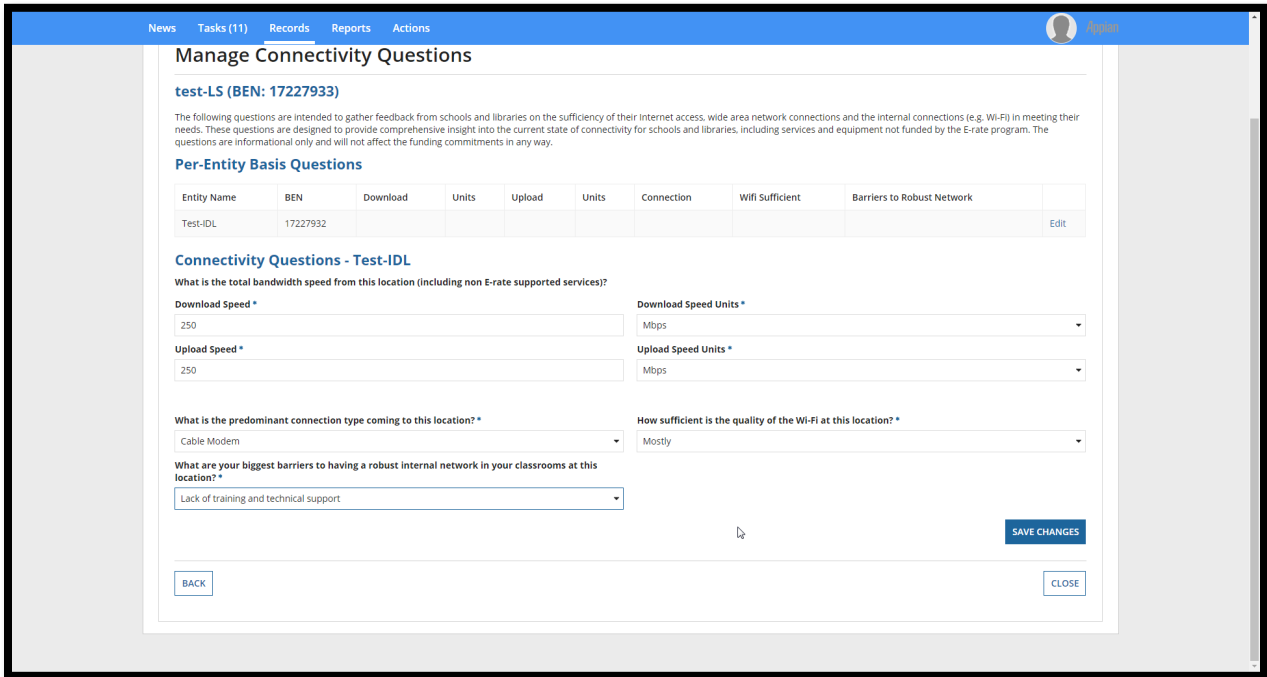
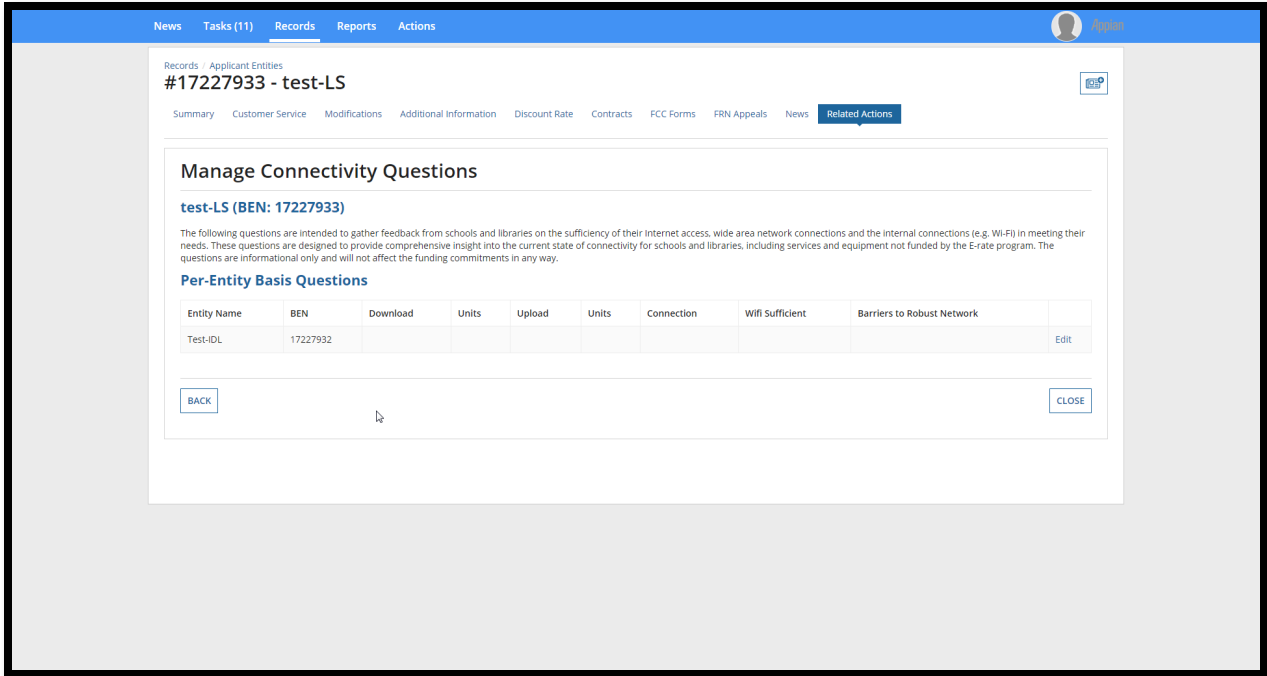
System-wide Internet Access Questions

Does your library system currently aggregate Internet access for the entire system (as opposed to buying Internet access on a building-by-building basis)?

YES NO

Please give the total (aggregate) Internet access bandwidth speed for the library system (including non E-rate supported services)

Download Speed *	Download Speed Units *
<input type="text"/>	<input type="text" value="--- Select a Value ---"/>
Upload Speed *	Upload Speed Units *
<input type="text"/>	<input type="text" value="--- Select a Value ---"/>



If 'Other' is chosen as a response to biggest barriers question, additional information is requested.

News Tasks (11) Records Reports Actions [User Profile]

Manage Connectivity Questions

test-LS (BEN: 17227933)

The following questions are intended to gather feedback from schools and libraries on the sufficiency of their Internet access, wide area network connections and the internal connections (e.g. Wi-Fi) in meeting their needs. These questions are designed to provide comprehensive insight into the current state of connectivity for schools and libraries, including services and equipment not funded by the E-rate program. The questions are informational only and will not affect the funding commitments in any way.

Per-Entity Basis Questions

Entity Name	BEN	Download	Units	Upload	Units	Connection	Wifi Sufficient	Barriers to Robust Network	
Test-IDL	17227932								Edit

Connectivity Questions - Test-IDL

What is the total bandwidth speed from this location (including non E-rate supported services)?

Download Speed *
 Download Speed Units *

Upload Speed *
 Upload Speed Units *

What is the predominant connection type coming to this location? *

How sufficient is the quality of the Wi-Fi at this location? *

What are your biggest barriers to having a robust internal network in your classrooms at this location? *

If Other, please specify *

SAVE CHANGES

If 'No' is the response to the question regarding aggregate internet access:

News Tasks (11) Records Reports Actions [User Profile]

Records / Applicant Entities

#17227933 - test-LS

Summary Customer Service Modifications Additional Information Discount Rate Contracts FCC Forms FRN Appeals News **Related Actions**

Manage Connectivity Questions

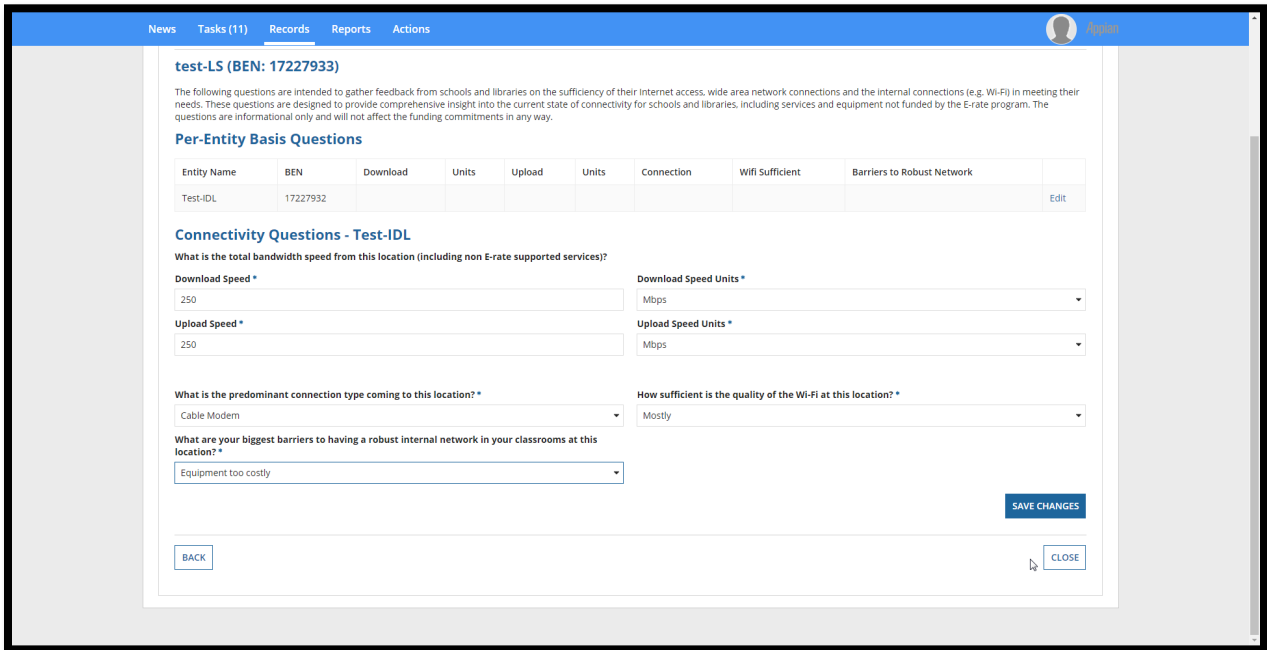
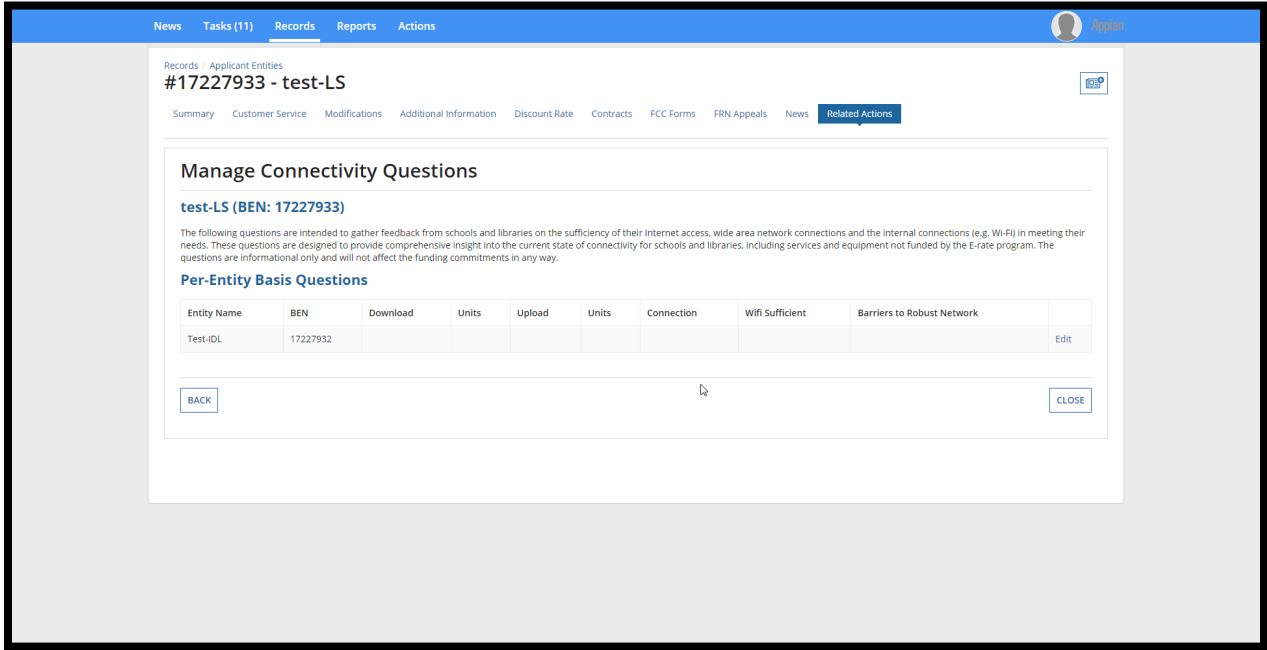
test-LS (BEN: 17227933)

The following questions are intended to gather feedback from schools and libraries on the sufficiency of their Internet access, wide area network connections and the internal connections (e.g. Wi-Fi) in meeting their needs. These questions are designed to provide comprehensive insight into the current state of connectivity for schools and libraries, including services and equipment not funded by the E-rate program. The questions are informational only and will not affect the funding commitments in any way.

System-wide Internet Access Questions

Does your library system currently aggregate Internet access for the entire system (as opposed to buying Internet access on a building-by-building basis)?

YES NO ✓



If 'Other' is chosen as a response to biggest barriers question, additional information is requested.

News Tasks (11) Records Reports Actions Apollon

Manage Connectivity Questions

test-LS (BEN: 17227933)

The following questions are intended to gather feedback from schools and libraries on the sufficiency of their Internet access, wide area network connections and the internal connections (e.g. Wi-Fi) in meeting their needs. These questions are designed to provide comprehensive insight into the current state of connectivity for schools and libraries, including services and equipment not funded by the E-rate program. The questions are informational only and will not affect the funding commitments in any way.

Per-Entity Basis Questions

Entity Name	BEN	Download	Units	Upload	Units	Connection	Wifi Sufficient	Barriers to Robust Network	
Test-IDL	17227932								Edit

Connectivity Questions - Test-IDL

What is the total bandwidth speed from this location (including non E-rate supported services)?

Download Speed * Download Speed Units *

Upload Speed * Upload Speed Units *

What is the predominant connection type coming to this location? *

How sufficient is the quality of the Wi-Fi at this location? *

What are your biggest barriers to having a robust internal network in your classrooms at this location? *

If Other, please specify *

[SAVE CHANGES](#)

[BACK](#) [CLOSE](#)

Managing an Organization's Entity Profile Data – Consortium

News Tasks (14) Records Reports Actions Apollon

[SAVE DRAFT](#)

Create An Organization

Name *

Please Select An Organization Type *

Applicant Entity Type *

Physical Address

Address Line 1 *

Address Line 2

City *


State *

County

Zip Code *

Zip Code Extension

Mailing Address

News Tasks (14) Records Reports Actions  Admin

Mailing address is the same as physical address.

Address Line 1 700, 12st NW	County
Address Line 2	Zip Code 20005
City DC	Zip Code Extension
State DC	

Other Methods of Contact

Phone Number * 202-772-2000 <small>Ex. 000-000-0000</small>	Phone Number Extension
Email test@mailinator.com	
Confirm Email test@mailinator.com	
Website URL	

FCC Registration Number ⓘ

When you click 'Continue', the below is the next input screen.

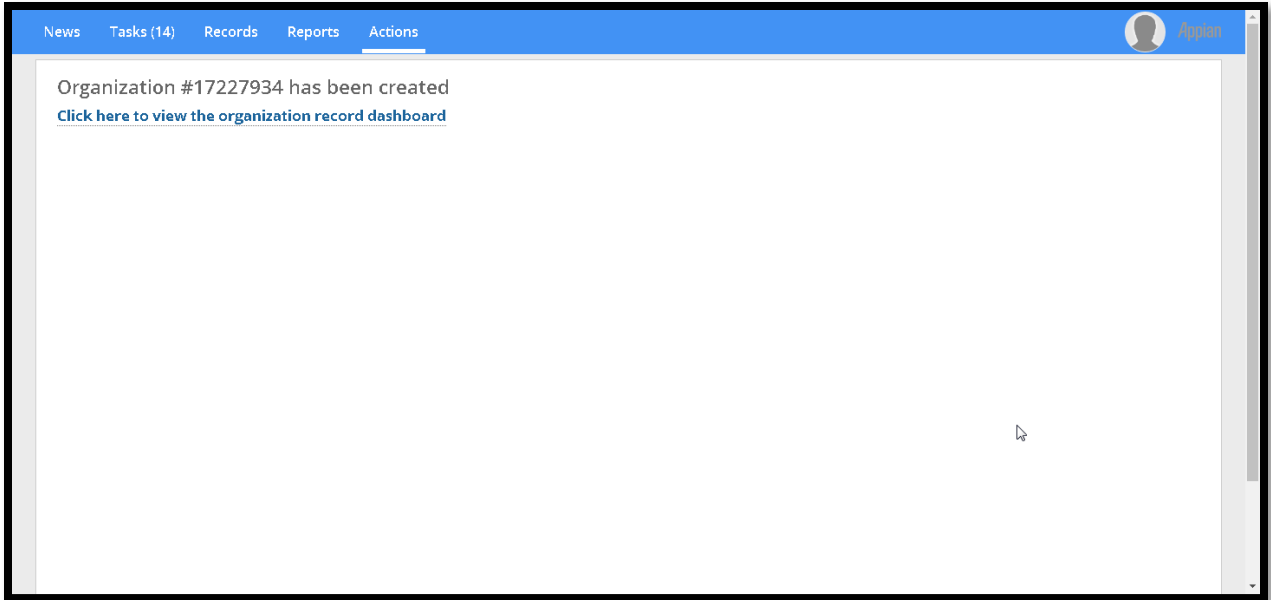
Consortium Sub-Type: 'State -wide'

The screenshot shows a web application interface for creating an organization. At the top, there is a blue navigation bar with the following tabs: News, Tasks (14), Records, Reports, and Actions. A user profile icon labeled 'Ajay' is visible in the top right corner. Below the navigation bar, there is a 'SAVE DRAFT' button. The main heading is 'Create An Organization'. Underneath, there is a section titled 'Consortium Information'. This section contains a 'Consortium System Sub-Type' dropdown menu. The 'State-wide' option is selected with a checked checkbox. Below this, there is a 'Please select one' section with four radio button options: 'State Library Agency - Consortium', 'State Education Agency' (which is selected), 'Other State Agency', and 'Non-Profit Purchasing Group'. At the bottom of the form, there are three buttons: 'PREVIOUS', 'CANCEL', and 'SUBMIT'.

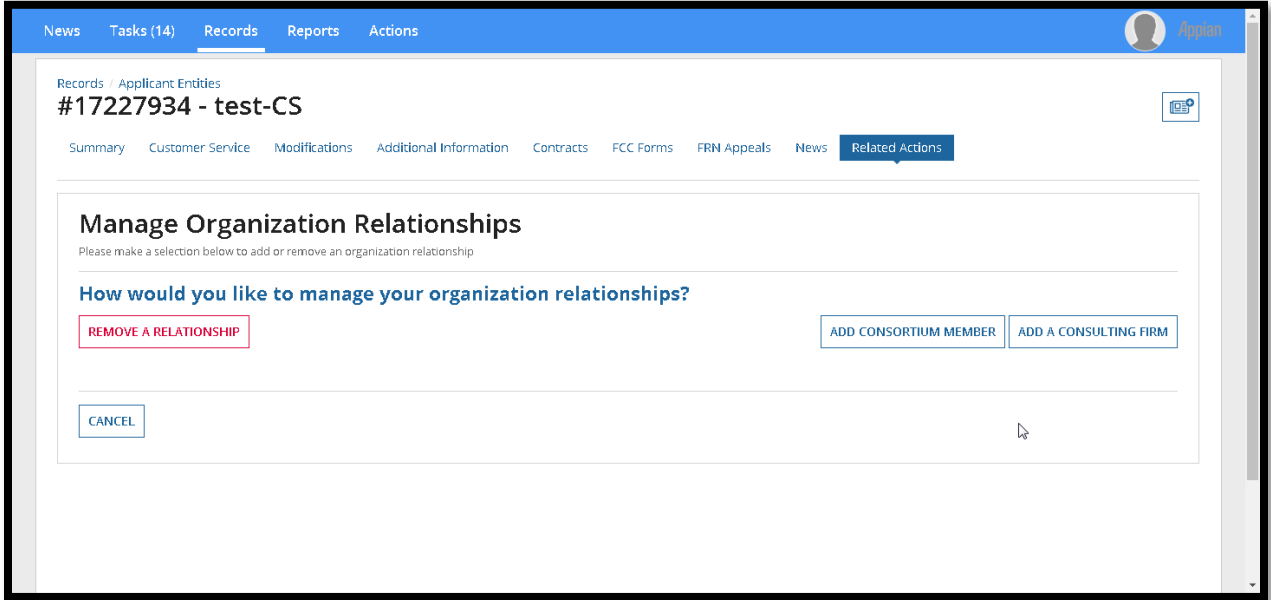
Consortium Sub-Type: 'ESA Consortium'

This screenshot is identical to the one above, but the 'ESA Consortium' option is now selected. The 'State-wide' checkbox is unchecked, and the 'State Education Agency' radio button is selected. The 'SUBMIT' button remains visible at the bottom right of the form.

Clicking 'Submit' creates the organization.



Manage Organization Relationships



News Tasks (14) **Records** Reports Actions Applan

Summary Customer Service Modifications Additional Information Contracts FCC Forms FRN Appeals News **Related Actions**

Add Consortium Member

Please enter search criteria below and hit search to continue

What organization type are you looking for?

Select an Organization Type *

Library System

Which organization are you looking for?

BEN Search Name Search

State Search

News Tasks (14) **Records** Reports Actions Applan

Summary Customer Service Modifications Additional Information Contracts FCC Forms FRN Appeals News **Related Actions**

Add Consortium Member

Please select an organization to create a relationship

Current Relationship(s)

BEN	Name	Address	City	State	Zip Code
No Items available					

Add Relationship(s)

<input checked="" type="checkbox"/>	BEN	Name	Address	City	State	Zip Code
<input checked="" type="checkbox"/>	17227933	test-LS	700, 12st NW	DC	DC	20005

Clicking 'Submit' establishes the relationship and a new consortium member is created.