

- [e-GGRT Help](#)
- [How to add a subpart and report data](#)
- [General reporting information](#)
- [How to submit an annual report](#)
- [How to add](#)

Subpart UU Test Facility (GHGRP ID: 537021)
e-GGRT Greenhouse Gas Data Reporting (2020)


Select Facility » [Facility or Supplier Overview](#)

FACILITY OR SUPPLIER OVERVIEW


This page allows you to add the source and/or supplier categories for which your facility or supplier will be reporting, then to access those data reporting screens using the OPEN buttons.

After data reporting is complete, you can initiate the FINAL REVIEW and REPORT SUBMISSION process from this page by using GO button.


Facility's GHG Reporting Method: Data entry via e-GGRT web-forms ([Change](#))



CO₂ equivalent emissions from facility subparts C-II, SS, and TT (metric tons)



Biogenic CO₂ emissions from facility subparts C-II, SS, and TT (metric tons)




CO₂ equivalent emissions from supplier subparts LL-QQ (metric tons)

[VIEW GHG DETAILS](#)

1) GHG DATA REPORTING

Select appropriate subparts and complete data entry. Data Entry Validation Messages will ensure you have provided all required data and avoided common data entry mistakes.

2020 Reporting Source or Supplier Category	Validation Messages?	Subpart Reporting
Subpart A—General Information	None	OPEN
Subpart UU—Injection of Carbon Dioxide	Cannot Submit-View Critical Errors 	OPEN

[+](#) ADD or REMOVE Subparts

2) FINAL REVIEW and REPORT SUBMISSION

When all subparts are completed and Data Entry Validation Messages addressed to your satisfaction, you will be ready to perform a final verification review and submit an Annual Report.

Cannot perform final verification review and submit until Data Validation Critical Errors are addressed.

THIS FACILITY HAS RECENTLY REGISTERED AND/OR HAS NO REPORTING HISTORY

- [▶](#) If the facility meets the reporting threshold (see 40 CFR 98.2), please prepare and submit the annual GHG report.
- [▶](#) If the facility does not meet the reporting threshold, no further action is required.

[← BACK](#)


 e-GGRT Help

Subpart UU Test Facility
Subpart UU: Injection of Carbon Dioxide (2020)
 Subpart Overview


OVERVIEW OF SUBPART UU REPORTING REQUIREMENTS

The Injection of Carbon Dioxide (CO₂) source category comprises any well or group of wells that inject a CO₂ stream into the subsurface. If you report under Subpart RR (Geological Sequestration of Carbon Dioxide (CO₂)) for a well or group of wells, you are not required to report under Subpart UU for that well or group of wells. A facility that is subject to 40 CFR 98 only because it is subject to Subpart UU is not required to report emissions under Subpart C or any other subpart listed in 40 CFR 98.2(a)(1) or (a)(2).

For additional information about Subpart UU reporting, please use the e-GGRT Help link(s) provided.



Net annual mass of CO₂ received (metric tons)

 **Subpart UU: View Validation**


FACILITY INFORMATION

Sources of CO ₂ Received	Purpose of CO ₂ Injection	
None identified	None identified	OPEN

FLOW METERS AND CONTAINERS

Unit Name/Identifier	Type	Measurement Basis	CO ₂ (metric tons)	Status ¹	Delete
None entered					

 [ADD a Flow Meter or Container](#)

 [Facility Overview](#)

¹A status of "Incomplete" means that one or more required data elements are incomplete. For details, refer to the Data Completeness validation messages in your Validation Report by clicking the "View Validation" link above (Note: if there are no validation messages for this subpart you will not see this link).

 e-GGRT Help

Subpart UU Test Facility

Subpart UU: Injection of Carbon Dioxide (2020)

[Subpart Overview](#) » [Sources of CO₂ Received and Purpose of CO₂ Injection](#)

SOURCES OF CO₂ RECEIVED AND PURPOSE OF CO₂ INJECTION

Use this page to identify each source of the CO₂ received at your facility and the purpose of CO₂ injection during the reporting year.

SOURCES OF CO₂ RECEIVED

Identify source(s) of CO₂ received

- CO₂ production wells
- Electric generating unit
- Ethanol plant
- Pulp and paper mill
- Natural gas processing
- Gasification operations
- Other anthropogenic source
- Discontinued enhanced oil and gas recovery project
- Unknown

PURPOSE OF CO₂ INJECTION

Indicate purpose of CO₂ injection

- The facility received a Research and Development project exemption from reporting under 40 CFR part 98, subpart RR, for this reporting year.
- The facility includes a well or group of wells where a CO₂ stream was injected into subsurface geologic formations to enhance the recovery of oil during this reporting year.
- The facility includes a well or group of wells where a CO₂ stream was injected into subsurface geologic formations to enhance the recovery of natural gas during this reporting year.
- The facility includes a well or group of wells where a CO₂ stream was injected into subsurface geologic formations for acid gas disposal during this reporting year.
- The facility includes a well or group of wells where a CO₂ stream was injected for a purpose other than those listed.

CANCEL

SAVE

e-GGRT Help

Subpart UU Test Facility
Subpart UU: Injection of Carbon Dioxide (2020)

Subpart Overview

OVERVIEW OF SUBPART UU REPORTING REQUIREMENTS

The Injection of Carbon Dioxide (CO₂) source category comprises any well or group of wells that inject a CO₂ stream into the subsurface. If you report under Subpart RR (Geological Sequestration of Carbon Dioxide (CO₂)) for a well or group of wells, you are not required to report under Subpart UU for that well or group of wells. A facility that is subject to 40 CFR 98 only because it is subject to Subpart UU is not required to report emissions under Subpart C or any other subpart listed in 40 CFR 98.2(a)(1) or (a)(2).

For additional information about Subpart UU reporting, please use the e-GGRT Help link(s) provided.

Net annual mass of CO₂ received (metric tons)

Subpart UU: View Validation

FACILITY INFORMATION

Sources of CO ₂ Received	Purpose of CO ₂ Injection	
CO ₂ production wells	The facility includes a well or group of wells where a CO ₂ stream was injected into subsurface geologic formations to enhance the recovery of oil during this reporting year.	OPEN

FLOW METERS AND CONTAINERS

Unit Name/Identifier	Type	Measurement Basis	CO ₂ (metric tons)	Status ¹	Delete
None entered					

[+ ADD a Flow Meter or Container](#)

[↑ Facility Overview](#)

¹A status of "Incomplete" means that one or more required data elements are incomplete. For details, refer to the Data Completeness validation messages in your Validation Report by clicking the "View Validation" link above (Note: if there are no validation messages for this subpart you will not see this link).

e-GGRT Help

Subpart UU Test Facility
Subpart UU: Injection of Carbon Dioxide (2020)
[Subpart Overview](#) » [Add a Flow Meter or Container](#)

FLOW METER OR CONTAINER
Use this page to uniquely identify each receiving flow meter or container. For additional information about adding and editing subpart UU flow meters and containers, please use the e-GGRT Help link(s) provided. * denotes a required field

UNIT INFORMATION

Name or ID * (40 characters maximum)
Description (optional)
Type *

MEASUREMENT TYPE

Specify measurement type * Mass basis
 Volumetric basis

 e-GGRT Help


Subpart UU Test Facility
Subpart UU: Injection of Carbon Dioxide (2020)

[Subpart Overview](#)

OVERVIEW OF SUBPART UU REPORTING REQUIREMENTS

The Injection of Carbon Dioxide (CO₂) source category comprises any well or group of wells that inject a CO₂ stream into the subsurface. If you report under Subpart RR (Geological Sequestration of Carbon Dioxide (CO₂)) for a well or group of wells, you are not required to report under Subpart UU for that well or group of wells. A facility that is subject to 40 CFR 98 only because it is subject to Subpart UU is not required to report emissions under Subpart C or any other subpart listed in 40 CFR 98.2(a)(1) or (a)(2).

For additional information about Subpart UU reporting, please use the e-GGRT Help link(s) provided.




Net annual mass of CO₂ received (metric tons)

 [Subpart UU: View Validation](#)

FACILITY INFORMATION

Sources of CO ₂ Received	Purpose of CO ₂ Injection	
CO ₂ production wells	The facility includes a well or group of wells where a CO ₂ stream was injected into subsurface geologic formations to enhance the recovery of oil during this reporting year.	OPEN

FLOW METERS AND CONTAINERS

Unit Name/Identifier	Type	Measurement Basis	CO ₂ (metric tons)	Status ¹		Delete
 Flow Meter 1	Flow Meter	Mass		Incomplete	OPEN	

 [ADD a Flow Meter or Container](#)

[↑ Facility Overview](#)

¹A status of "Incomplete" means that one or more required data elements are incomplete. For details, refer to the Data Completeness validation messages in your Validation Report by clicking the "View Validation" link above (Note: if there are no validation messages for this subpart you will not see this link).

[e-GGRT Help](#)

Subpart UU Test Facility

Subpart UU: Injection of Carbon Dioxide (2020)

[Subpart Overview](#) » [Flow Meter Flow Meter 1](#) » [Eq. UU-1](#)

NET ANNUAL MASS OF CO₂ RECEIVED

For a mass flow meter, you must calculate the total annual mass of CO₂ in a CO₂ stream received in metric tons by multiplying the mass flow by the CO₂ concentration in the flow, according to Equation UU-1.

Equation Summary (UU-1)

- ▷ **Q:** Quarterly Mass Received
- ▷ **S:** Quarterly Mass Redelivered
- ▷ **C:** Quarterly CO₂ Concentration

(Eq. UU-1) Annual mass of CO₂ (metric tons)

EQUATION UU-1 SUMMARY AND RESULT

$$CO_{2T,r} = \sum_{p=1}^4 (Q_{r,p} - S_{r,p}) \times C_{CO_{2p},r}$$

Hover over an element in the equation above to reveal a definition of that element.

Quarter	Q (metric tons)	S (metric tons)	C (wt. %CO ₂)	Result
1				
2				
3				
4				
				Incomplete — View Validation

Report which CO₂ result? Use the calculated result rounded
 Enter my own result (value will be rounded)

FINISHED **CANCEL** **NEXT➔**

e-GGRT Help

Subpart UU Test Facility

Subpart UU: Injection of Carbon Dioxide (2020)

Subpart Overview » Flow Meter Flow Meter 1 » Eq. UU-1

QUARTERLY MASS RECEIVED

Please provide the mass flow through the receiving flow meter for each quarter. For additional information about entering mass flow data, please use the e-GGRT Help link(s) provided.

Equation Summary (UU-1)

- Q: Quarterly Mass Received
- S: Quarterly Mass Redeivered
- C: Quarterly CO₂ Concentration

MASS FLOW (QUARTER 1, JANUARY TO MARCH)

Mass flow through the receiving flow meter in the quarter (metric tons)

Standard or method used to calculate the mass flow through the receiving flow meter in the quarter Not required if mass flow is zero

Number of days for which substitute data procedures were used to calculate the mass flow through the receiving flow meter in the quarter (days)

MASS FLOW (QUARTER 2, APRIL TO JUNE)

Mass flow through the receiving flow meter in the quarter (metric tons)

Standard or method used to calculate the mass flow through the receiving flow meter in the quarter Not required if mass flow is zero

Number of days for which substitute data procedures were used to calculate the mass flow through the receiving flow meter in the quarter (days)

MASS FLOW (QUARTER 3, JULY TO SEPTEMBER)

Mass flow through the receiving flow meter in the quarter (metric tons)

Standard or method used to calculate the mass flow through the receiving flow meter in the quarter Not required if mass flow is zero

Number of days for which substitute data procedures were used to calculate the mass flow through the receiving flow meter in the quarter (days)

MASS FLOW (QUARTER 4, OCTOBER TO DECEMBER)

Mass flow through the receiving flow meter in the quarter (metric tons)

Standard or method used to calculate the mass flow through the receiving flow meter in the quarter Not required if mass flow is zero

Number of days for which substitute data procedures were used to calculate the mass flow through the receiving flow meter in the quarter (days)

BACK NEXT

e-GGRT Help

Subpart UU Test Facility
Subpart UU: Injection of Carbon Dioxide (2020)
Subpart Overview » Flow Meter Flow Meter 1 » Eq. UU-1

QUARTERLY MASS RECEIVED THAT IS REDELIVERED

Please provide the mass flow through the receiving flow meter that is redelivered to another facility without being injected into your well for each quarter. For additional information about entering mass flow data, please use the e-GGRT Help link(s) provided.

- Equation Summary (UU-1)
 - Q: Quarterly Mass Received
 - S: Quarterly Mass Redelivered
 - C: Quarterly CO₂ Concentration

MASS FLOW REDELIVERED (QUARTER 1, JANUARY TO MARCH)

Mass flow through the receiving flow meter that is redelivered to another facility without being injected into your well in the quarter (metric tons)

Standard or method used to calculate the mass flow through the receiving flow meter that is redelivered to another facility without being injected into your well in the quarter Not required if mass flow is zero

Specify other method

Number of days for which substitute data procedures were used to calculate the mass flow through the receiving flow meter that is redelivered to another facility without being injected into your well in the quarter (days)

MASS FLOW REDELIVERED (QUARTER 2, APRIL TO JUNE)

Mass flow through the receiving flow meter that is redelivered to another facility without being injected into your well in the quarter (metric tons)

Standard or method used to calculate the mass flow through the receiving flow meter that is redelivered to another facility without being injected into your well in the quarter Not required if mass flow is zero

Specify other method

Number of days for which substitute data procedures were used to calculate the mass flow through the receiving flow meter that is redelivered to another facility without being injected into your well in the quarter (days)

MASS FLOW REDELIVERED (QUARTER 3, JULY TO SEPTEMBER)

Mass flow through the receiving flow meter that is redelivered to another facility without being injected into your well in the quarter (metric tons)

Standard or method used to calculate the mass flow through the receiving flow meter that is redelivered to another facility without being injected into your well in the quarter Not required if mass flow is zero

Specify other method

Number of days for which substitute data procedures were used to calculate the mass flow through the receiving flow meter that is redelivered to another facility without being injected into your well in the quarter (days)

MASS FLOW REDELIVERED (QUARTER 4, OCTOBER TO DECEMBER)

Mass flow through the receiving flow meter that is redelivered to another facility without being injected into your well in the quarter (metric tons)

Standard or method used to calculate the mass flow through the receiving flow meter that is redelivered to another facility without being injected into your well in the quarter Not required if mass flow is zero

Specify other method

Number of days for which substitute data procedures were used to calculate the mass flow through the receiving flow meter that is redelivered to another facility without being injected into your well in the quarter (days)

← BACK NEXT →

e-GGRT Help

Subpart UU Test Facility

Subpart UU: Injection of Carbon Dioxide (2020)

Subpart Overview » Flow Meter Flow Meter 1 » Eq. UU-1

QUARTERLY CARBON DIOXIDE CONCENTRATION

Please provide the concentration of carbon dioxide (CO₂) in the flow meter's mass flow for each quarter. For additional information about entering concentration data, please use the e-GGRT Help link(s) provided.

Equation Summary (UU-1)

- Q: Quarterly Mass Received
- S: Quarterly Mass Redelivered
- C: Quarterly CO₂ Concentration

MASS CO₂ CONCENTRATION (QUARTER 1, JANUARY TO MARCH)

CO₂ concentration in the quarter (weight %CO₂ as a decimal fraction; 0 ≤ x ≤ 1.0)

Standard or method used to calculate CO₂ concentration in the quarter Not required if CO₂ concentration is zero

Were substitute data procedures used to calculate the CO₂ concentration in the quarter? Yes

MASS CO₂ CONCENTRATION (QUARTER 2, APRIL TO JUNE)

CO₂ concentration in the quarter (weight %CO₂ as a decimal fraction; 0 ≤ x ≤ 1.0)

Standard or method used to calculate CO₂ concentration in the quarter Not required if CO₂ concentration is zero

Were substitute data procedures used to calculate the CO₂ concentration in the quarter? Yes

MASS CO₂ CONCENTRATION (QUARTER 3, JULY TO SEPTEMBER)

CO₂ concentration in the quarter (weight %CO₂ as a decimal fraction; 0 ≤ x ≤ 1.0)

Standard or method used to calculate CO₂ concentration in the quarter Not required if CO₂ concentration is zero

Were substitute data procedures used to calculate the CO₂ concentration in the quarter? Yes

MASS CO₂ CONCENTRATION (QUARTER 4, OCTOBER TO DECEMBER)

CO₂ concentration in the quarter (weight %CO₂ as a decimal fraction; 0 ≤ x ≤ 1.0)

Standard or method used to calculate CO₂ concentration in the quarter Not required if CO₂ concentration is zero

Were substitute data procedures used to calculate the CO₂ concentration in the quarter? Yes

[←BACK](#) [SUMMARY→](#)

e-GGRT Help

Subpart UU Test Facility

Subpart UU: Injection of Carbon Dioxide (2020)

Subpart Overview » Flow Meter Flow Meter 1 » Eq. UU-1

NET ANNUAL MASS OF CO₂ RECEIVED

For a mass flow meter, you must calculate the total annual mass of CO₂ in a CO₂ stream received in metric tons by multiplying the mass flow by the CO₂ concentration in the flow, according to Equation UU-1.

Equation Summary (UU-1)

- ▷ Q: Quarterly Mass Received
- ▷ S: Quarterly Mass Redelivered
- ▷ C: Quarterly CO₂ Concentration

Calculator icon

220.0

(Eq. UU-1) Annual mass of CO₂ (metric tons)

EQUATION UU-1 SUMMARY AND RESULT

$$CO_{2T,r} = \sum_{p=1}^4 (Q_{r,p} - S_{r,p}) \times C_{CO_{2p,r}}$$

Hover over an element in the equation above to reveal a definition of that element.

Quarter	Q (metric tons)	S (metric tons)	C (wt. %CO ₂)	Result
1	1,000	900	0.55	55
2	1,000	900	0.55	55
3	1,000	900	0.55	55
4	1,000	900	0.55	55
				220

Report which CO₂ result? Use the calculated result rounded (220 metric tons)
 Enter my own result (value will be rounded)

FINISHED CANCEL NEXT➔

 e-GGRT Help

Subpart UU Test Facility


Subpart UU: Injection of Carbon Dioxide (2020)


Subpart Overview

OVERVIEW OF SUBPART UU REPORTING REQUIREMENTS

The Injection of Carbon Dioxide (CO₂) source category comprises any well or group of wells that inject a CO₂ stream into the subsurface. If you report under Subpart RR (Geological Sequestration of Carbon Dioxide (CO₂)) for a well or group of wells, you are not required to report under Subpart UU for that well or group of wells. A facility that is subject to 40 CFR 98 only because it is subject to Subpart UU is not required to report emissions under Subpart C or any other subpart listed in 40 CFR 98.2(a)(1) or (a)(2).

For additional information about Subpart UU reporting, please use the e-GGRT Help link(s) provided.




Net annual mass of CO₂ received (metric tons)

 **Subpart UU: No Validation Messages**

FACILITY INFORMATION

Sources of CO ₂ Received	Purpose of CO ₂ Injection	
CO ₂ production wells	The facility includes a well or group of wells where a CO ₂ stream was injected into subsurface geologic formations to enhance the recovery of oil during this reporting year.	OPEN

FLOW METERS AND CONTAINERS

Unit Name/Identifier	Type	Measurement Basis	CO ₂ (metric tons)	Status ¹		Delete
 Flow Meter 1	Flow Meter	Mass	220.0	Complete	OPEN	

 ADD a Flow Meter or Container

[↑ Facility Overview](#)

¹A status of "Incomplete" means that one or more required data elements are incomplete. For details, refer to the Data Completeness validation messages in your Validation Report by clicking the "View Validation" link above (Note: if there are no validation messages for this subpart you will not see this link).


 e-GGRT Help


Subpart UU Test Facility
Subpart UU: Injection of Carbon Dioxide (2020)

[Subpart Overview](#) » [Validation Report](#)

SUBPART VALIDATION REPORT

This report contains a complete set of validation messages for all data required by this Subpart. For additional information about Validation Reports, please use the e-GGRT Help link(s) provided.

 Fixing the validation messages below prior to submitting your report may avoid future correspondence from EPA.

[Print-friendly version](#) 

FACILITY-LEVEL VALIDATION MESSAGES

Validation Type ¹	ID ²	Message ³
No facility-level validation messages found.		

UNIT-LEVEL VALIDATION MESSAGES

Validation Type ¹	ID ²	Unit Name	Message ³
Data Quality	UU0011	Flow 1	Total net mass of CO2 received annually. You must enter a value that is greater than or equal to zero. Please double check this value and revise, if necessary. If you believe it to be correct, please submit the value as is.
Data Quality	UU0012	Flow 1	Total net mass of CO2 received annually. The value you have provided is outside the EPA estimated range for this data element. Please double check this value and revise, if necessary. If you believe it to be correct, please submit the value as is.

[← Subpart Overview](#)

¹ Validation or Verification Types: e-GGRT generates a variety of validation or verification types, defined below:

- Data Completeness: data required for reporting is missing or incomplete.
- Data Quality: data is outside of the range of expected values. The value you have provided is outside the EPA estimated range for this data element. Please double check this value and revise, if necessary. If you believe it to be correct, please submit the value as is.
- Screen Error: a data value or combination of data values prevents e-GGRT from continuing to the next page. Typically, this will not appear on the Validation Report, but instead will be displayed on the data entry page at the time the error was created.

² ID: Each validation or verification message has a unique identifier. If you contact the e-GGRT Help Desk with a question about a validation message, please include this unique identifier with your request.

³ The absence of a validation or verification message does not indicate that the information provided is without error.

- e-GGRT Help
- How to add a subpart and report data
- General reporting information
- How to submit an annual report
- How to add

Subpart UU Test Facility (GHGRP ID: 537021)
e-GGRT Greenhouse Gas Data Reporting (2020)

Select Facility » [Facility or Supplier Overview](#)

FACILITY OR SUPPLIER OVERVIEW

This page allows you to add the source and/or supplier categories for which your facility or supplier will be reporting, then to access those data reporting screens using the OPEN buttons.

After data reporting is complete, you can initiate the FINAL REVIEW and REPORT SUBMISSION process from this page by using GO button.

Facility's GHG Reporting Method: Data entry via e-GGRT web-forms ([Change](#))

CO ₂ equivalent emissions from facility subparts C-II, SS, and TT (metric tons)	0.0
Biogenic CO ₂ emissions from facility subparts C-II, SS, and TT (metric tons)	0.0
CO ₂ equivalent emissions from supplier subparts LL-QQ (metric tons)	0.0

[VIEW GHG DETAILS](#)

1) GHG DATA REPORTING

Select appropriate subparts and complete data entry. Data Entry Validation Messages will ensure you have provided all required data and avoided common data entry mistakes.

2020 Reporting Source or Supplier Category	Validation Messages?	Subpart Reporting
Subpart A—General Information	None	OPEN
Subpart UU—Injection of Carbon Dioxide	View Messages	OPEN

[+](#) ADD or REMOVE Subparts

2) FINAL REVIEW and REPORT SUBMISSION

When all subparts are completed and Data Entry Validation Messages addressed to your satisfaction, you will be ready to perform a final verification review and submit an Annual Report.

Version	Status	Final Review Messages	Last Final Review Date	
2	Ready for review	None	02/02/2021 12:49 PM	GO ✖

2020 ANNUAL REPORT SUBMISSION HISTORY¹

Version	Certification Date	Report Version Reports
1	02/01/2021 9:01 AM	HTML XML Receipt ZIP Comprehensive Verification Summary

¹EPA will only recognize the latest version of the report that was submitted and certified.

[VIEW REPORTS](#): Annual Report reviewable formats (including public non-CBI versions and trend reports) for all submissions this reporting year can be accessed on the View Reports page.

If you have any questions, please contact the hotline at GHGReporting@epa.gov.

AN ANNUAL REPORT IS EXPECTED FOR REPORTING YEAR 2020

EPA expects that this facility or supplier will submit an annual report for Reporting Year 2020.

An annual report for Reporting Year 2020 has already been submitted. If this facility or supplier should not have submitted an annual report for Reporting Year 2020, please [contact the GHGRP Help Desk](#) to request the report be withdrawn. Please be prepared with the facility or supplier's GHGRP ID and the Reporting Year to be withdrawn.

NOTIFICATION TO DISCONTINUE REPORTING FOR REPORTING YEAR 2021

If this facility or supplier will not submit an annual report for Reporting Year 2021 you are required to notify EPA as such by March 31, 2021, indicating the reason. Please provide a reason using the link below:

[Notify EPA that this facility or supplier will not submit a Reporting Year 2021 annual report.](#)

[+BACK](#)

e-GGRT Help



Subpart UU Test Facility (GHGRP ID: 537021)
e-GGRT Greenhouse Gas Annual Report Submission (2020)

Select Facility » Facility Overview » **Verify**

VERIFY

On these pages e-GGRT will generate your Annual Report, perform a final verification review, then allow you to review your Annual Report for any remaining error messages, and to download records. On the following pages, you can comment on error messages and then initiate the electronic submission and certification process.

Report	Status	Last Final Review Date
2020 Annual Report v2	Ready for review	02/02/2021 12:49:19 PM

REVIEW REPORTS

Prior to the submission and certification of your report to EPA, you may review it by using either the Report or XML links. You may also review PUBLIC versions of your report which include the information EPA intends to make publicly available through Envirofacts.

Report and XML Links: [REPORT](#) | [XML](#) | [DOWNLOAD XML](#) | [VIEW PUBLIC REPORT](#) | [VIEW PUBLIC XML](#)

VERIFICATION SUMMARIES

Use the View Messages links, if any, to view the Data Entry Validation and Final Review messages. You will be able to comment on verification messages on the following pages.

Subpart	Comprehensive Verification Summary
Subpart A—General Information	No issues
Subpart UU—Injection of Carbon Dioxide	View Messages

TREND REPORT

View a comparison of this year's Annual Report to previous years' certified submissions.

Trend Report Links: [TREND BY CO2E](#) | [TREND BY GAS](#)

SUBMIT and CERTIFY REPORT

If you have reviewed and are satisfied with your Annual Report you may proceed to submit then certify. The certification process includes applying your electronic signature (entering your password and answering a challenge question).

CONTINUE with SUBMISSION

ⓘ When you click the CONTINUE with SUBMISSION button, your report will be submitted to EPA. You will be given the opportunity to provide feedback on Inputs Verifier Tool validation messages (if any), and then e-GGRT will allow you to certify this report.

NOTE: The Designated Representative (DR), Alternate Designated Representative (ADR), and Agents all have the ability to submit an annual report. Agents may submit an annual report as long as the DR and/or ADR specific to the Agent has electronically signed the Notice of Delegation (NOD). Click [here](#) for more information about the NOD.

[Return to FACILITY OVERVIEW](#)

e-GGRT Help



Subpart UU Test Facility (GHGRP ID: 537021)
e-GGRT Greenhouse Gas Annual Report Submission (2020)

[Select Facility](#) » [Facility Overview](#) » [Add Comments](#)

ERROR MESSAGE REVIEW

Please review the messages below before continuing with report submission. If appropriate, revise your annual report data to address the issues noted, or provide optional comments as needed.

If you are resubmitting this report, you may have provided comments on the validation message(s) in your previous submission or through the Correspondence Tracker. EPA has reviewed the previous comments and will also review any additional information that you provide here.

SUBPART UU ERROR MESSAGES

Error Code UU0011 Unit Name meter1 Fuel
Message Total net mass of CO2 received annually. You must enter a value that is greater than or equal to zero. Please double check this value and revise, if necessary. If you believe it to be correct, please submit the value as is.

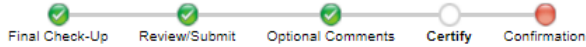
Comment
Clear

Error Code UU0012 Unit Name meter1 Fuel
Message Total net mass of CO2 received annually. The value you have provided is outside the EPA estimated range for this data element. Please double check this value and revise, if necessary. If you believe it to be correct, please submit the value as is.

Comment
Clear

[SAVE](#) [CONTINUE with SUBMISSION](#) [Return to FACILITY OVERVIEW](#)

 e-GGRT Help



Subpart UU Test Facility (GHGRP ID: 537021)
e-GGRT Greenhouse Gas Annual Report Submission (2020)

[Select Facility](#) » [Facility Overview](#) » [Certify and Send](#)

CERTIFY AND SUBMIT

Your electronic signature is required to submit the facility or suppliers annual report to EPA. Please review the information below, enter your password, then answer when prompted your challenge question.

FACILITY INFORMATION

Current Time	Tue Feb 2 12:54:20 EST 2021
Facility Name	Subpart UU Test Facility
Address	123 Subpart UU Facility, Subpart UU UT 22201
Owners and Operators	SAIC
Reporting Year	2020

CERTIFICATION STATEMENT

I am authorized to make this submission on behalf of the owners and operators of the facility or supplier, as applicable, for which the submission is made. I certify under penalty of law that I have personally examined, and am familiar with, the statements and information submitted in this document and all its attachments. Based on my inquiry of those individuals with primary responsibility for obtaining the information, I certify that the statements and information are to the best of my knowledge and belief true, accurate, and complete. I am aware that there are significant penalties for submitting false statements and information or omitting required statements and information, including the possibility of fine or imprisonment.

ACCEPT

DECLINE

[By clicking "ACCEPT" I am agreeing to the above certification statement.]

e-GGRT Help

Final Check-Up Review/Submit Optional Comments **Certify** Confirmation

Subpart UU Test Facility (GHGRP ID: 537021)
e-GGRT Greenhouse Gas Annual Report Submission (2020)

Select Facility » Facility Overview » **Certify and Send**

CERTIFY AND SUBMIT

Your electronic signature is required to submit the facility or suppliers annual report to EPA. Please review the information below, enter your password, then answer when prompted your challenge question.

FACILITY INFORMATION

eSignature

1. Authentication
User Name: ILOCKE2017SAIC
Password: [masked] *Authenticated*

2. Verification
Question: What year and model (yyyy-name) was your first car?
Answer: [masked] *Verified*

SIGN **CANCEL**

CERT

and operators of the facility or
y under penalty of law that I have
information submitted in this
individuals with primary

responsibility for obtaining the information, I certify that the statements and information are to the best of my knowledge and belief true, accurate, and complete. I am aware that there are significant penalties for submitting false statements and information or omitting required statements and information, including the possibility of fine or imprisonment.

ACCEPT **DECLINE** [By clicking "ACCEPT" I am agreeing to the above certification statement.]

e-GGRT Help



Subpart UU Test Facility (GHGRP ID: 537021)
e-GGRT Greenhouse Gas Annual Report Submission (2020)

Select Facility » Facility Overview » Confirmation

SUCCESS!

Your facility's annual GHG report has been successfully submitted to EPA and certified. The facility's representatives and agents will receive an email confirmation.

Print-friendly version

ANNUAL REPORT SUBMISSION

Facility Name	Subpart UU Test Facility
Address	123 Subpart UU Facility, Subpart UU UT 22201
Reporting Year	2020
Submitted Date	Tue Feb 02 12:53:37 EST 2021
Certification Date	Tue Feb 02 12:55:12 EST 2021
Submitted By	Locke, Isaac
Confirmation Number	44695-28424

[FACILITY OVERVIEW](#)

- e-GGRT Help
- How to add a subpart and report data
- General reporting information
- How to submit an annual report
- How to add

Subpart UU Test Facility (GHGRP ID: 537021)
e-GGRT Greenhouse Gas Data Reporting (2020)

Select Facility » [Facility](#) or [Supplier Overview](#)

FACILITY OR SUPPLIER OVERVIEW

This page allows you to add the source and/or supplier categories for which your facility or supplier will be reporting, then to access those data reporting screens using the OPEN buttons.

After data reporting is complete, you can initiate the FINAL REVIEW and REPORT SUBMISSION process from this page by using GO button.

Facility's GHG Reporting Method: Data entry via e-GGRT web-forms ([Change](#))

CO ₂ equivalent emissions from facility subparts C-II, SS, and TT (metric tons)	0.0
Biogenic CO ₂ emissions from facility subparts C-II, SS, and TT (metric tons)	0.0
CO ₂ equivalent emissions from supplier subparts LL-QQ (metric tons)	0.0

[VIEW GHG DETAILS](#)

1) GHG DATA REPORTING

Select appropriate subparts and complete data entry. Data Entry Validation Messages will ensure you have provided all required data and avoided common data entry mistakes.

2020 Reporting Source or Supplier Category	Validation Messages?	Subpart Reporting
Subpart A—General Information	None	OPEN
Subpart UU—Injection of Carbon Dioxide	View Messages	OPEN

[+](#) ADD or REMOVE Subparts

2) FINAL REVIEW and REPORT SUBMISSION

If you edit your report you will have the option to conduct another final verification review and resubmit your Annual Report.

2020 ANNUAL REPORT SUBMISSION HISTORY¹

Version	Certification Date	Report Version Reports
2	02/02/2021 12:55 PM	HTML XML Receipt ZIP Comprehensive Verification Summary
1	02/01/2021 9:01 AM	HTML XML Receipt ZIP Comprehensive Verification Summary

¹EPA will only recognize the latest version of the report that was submitted and certified.

[VIEW REPORTS](#): Annual Report reviewable formats (including public non-CBI versions and trend reports) for all submissions this reporting year can be accessed on the View Reports page.

If you have any questions, please contact the hotline at GHGReporting@epa.gov.

AN ANNUAL REPORT IS EXPECTED FOR REPORTING YEAR 2020

EPA expects that this facility or supplier will submit an annual report for Reporting Year 2020.

An annual report for Reporting Year 2020 has already been submitted. If this facility or supplier should not have submitted an annual report for Reporting Year 2020, please [contact the GHGRP Help Desk](#) to request the report be withdrawn. Please be prepared with the facility or supplier's GHGRP ID and the Reporting Year to be withdrawn.

NOTIFICATION TO DISCONTINUE REPORTING FOR REPORTING YEAR 2021

If this facility or supplier will not submit an annual report for Reporting Year 2021 you are required to notify EPA as such by March 31, 2021, indicating the reason. Please provide a reason using the link below:

[▶ Notify EPA that this facility or supplier will not submit a Reporting Year 2021 annual report.](#)

[← BACK](#)