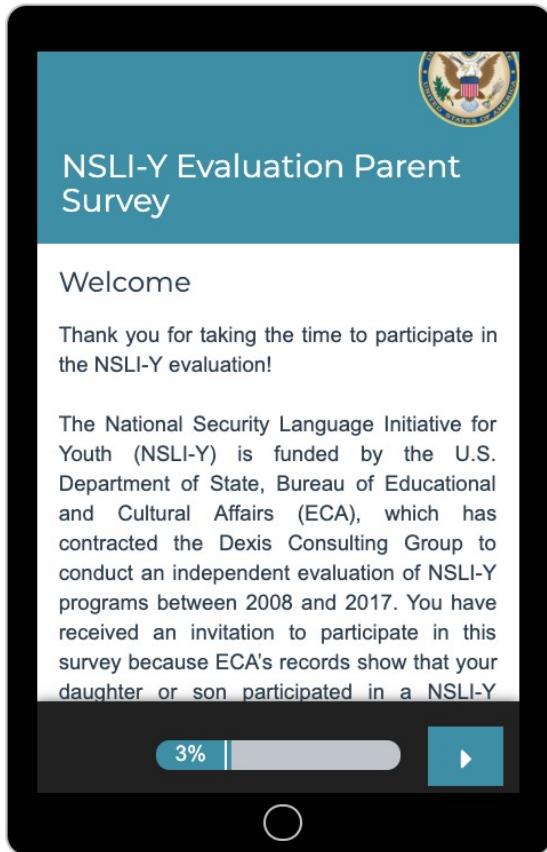
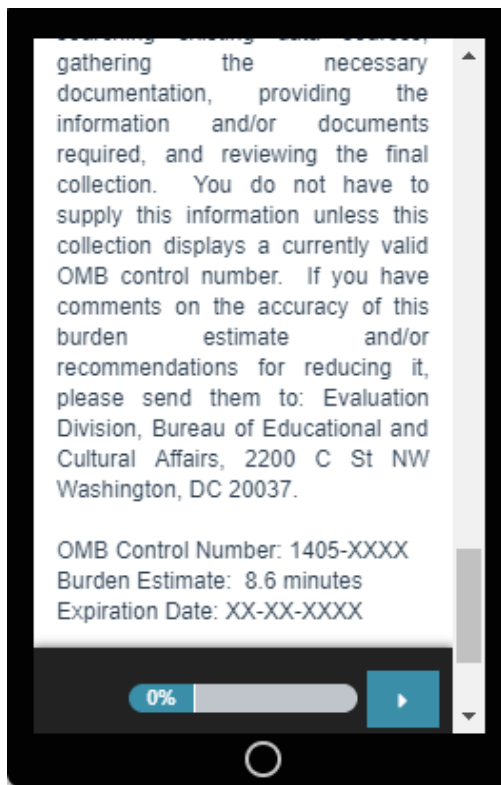
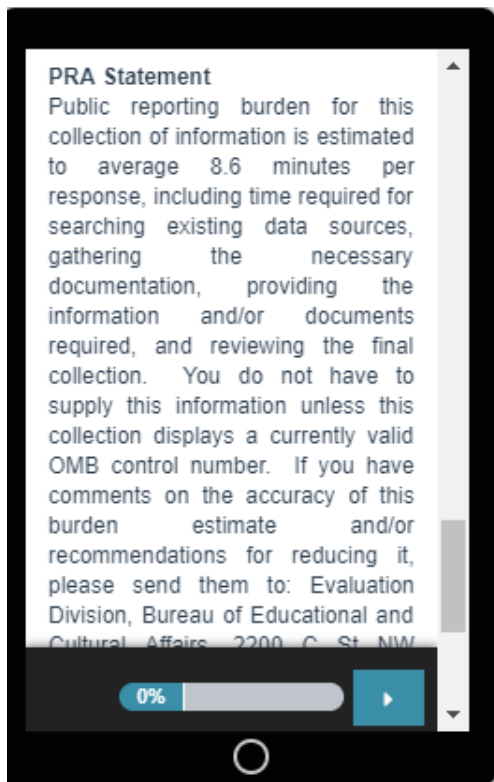


Parent survey <https://www.mysurveygizmo.com/s3/4914714/NSLI-Y-Evaluation-Parent-Survey>



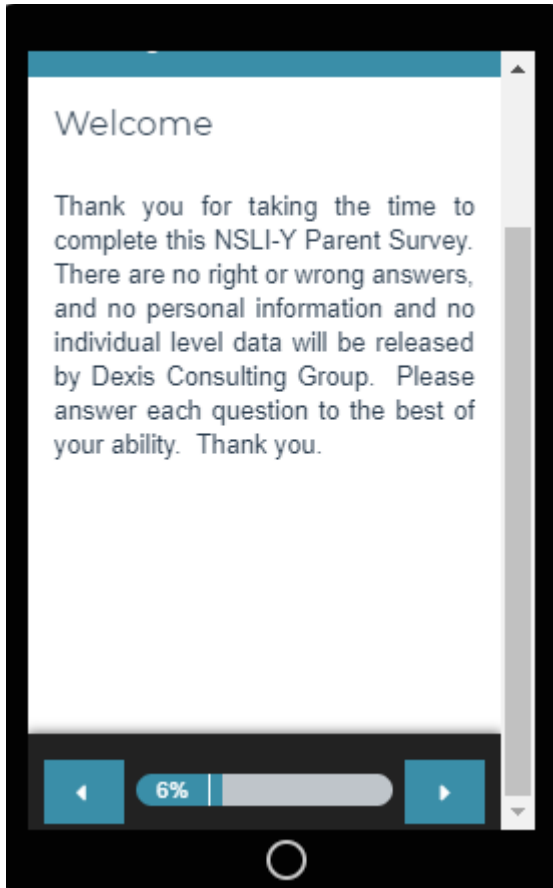


- Consent and Enter Survey (Go to the Welcome page)
- Refuse and Exit Survey (Go to the final Thank You page and exit survey)

## Welcome

Thank you for taking the time to complete this NSLI-Y Parent Survey. There are no right or wrong answers, and no personal information and no individual level data will be released by Dexis Consulting Group. Please answer each question to the best of your ability. Thank you.

6%





## NSLI-Y Evaluation Parent Survey

### INTRODUCTION

In this section, we would like to understand your connection to the NSLI-Y program.

2. How many of your children participated in NSLI-Y programs?



10%



In this section, we would like to understand your connection to the NSLI-Y program.

3. What was the time frame of your child's/children's program(s)? [***Please select no more than one response per child that participated.***]

Summer (6-week program)

Academic year (9-month program)

Semester (4-month program)

Multiple programs – Summer and academic year (same child)



12%



In this section, we would like to understand your connection to the NSLI-Y program.

4. Location of child's/children's NSLI-Y program site(s): ***(Please select all that apply.)***

<input type="checkbox"/> China	<input type="checkbox"/> Morocco
<input type="checkbox"/> Egypt	<input type="checkbox"/> Oman
<input type="checkbox"/> Estonia	<input type="checkbox"/> Russia
<input type="checkbox"/> India	<input type="checkbox"/> South Korea
<input type="checkbox"/> Jordan	<input type="checkbox"/> Taiwan





## NSLI-Y Evaluation Parent Survey

### INTRODUCTION

In this section, we would like to understand your connection to the NSLI-Y program.

5. Year your child/children began his/her/their NSLI-Y program(s):  
***(Please select all that apply.)***

<input type="checkbox"/> 2008	<input type="checkbox"/> 2013
-------------------------------	-------------------------------





## NSLI-Y Evaluation Parent Survey

### FOREIGN LANGUAGE BACKGROUND

*We would like to start by understanding a little bit about your and your child's experiences with foreign language learning and travel prior to NSLI-Y.*



20%

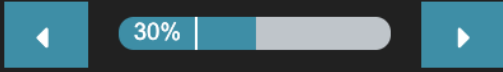


6. Did your son(s) or daughter(s) speak/understand some of the target language before he/she/they participated in the NSLI-Y Program?

Yes

No

One (or more) did, but one (or more) did not

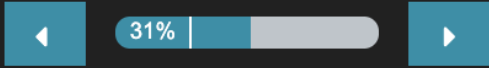


7. Had your child/children traveled outside of the U.S. prior to participating in the NSLI-Y program?

Yes

No

One (or more) had, but one (or more) had not



8. Had your child/children traveled to his/her country of study prior to participating in the NSLI-Y program?

Yes

No

One (or more) had, but one (or more) had not


◀ 32% ▶

- yes and one (or more) had, but one (or more) did not (Go to 9)
- no (go to 10)

9. If yes, which country(ies)?



25%



10. Had you traveled to your child's/children's country(ies) of study prior to participating in the NSLI-Y program?

Yes

No

Yes to one (or more), but not to another



11. Had you traveled to another country that speaks the target language(s) prior to your child/children participating in the NSLI-Y Program?

Yes

No

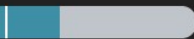
26%

- yes (Go to 12)
- no (Go to 13)

12. If yes, which country(ies)?



27%

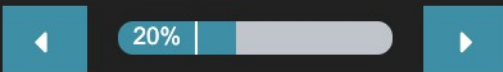




## NSLI-Y Evaluation Parent Survey

### THE NSLI-Y PROGRAM EXPERIENCE

*In this section of the survey, we would like to capture your thoughts about the NSLI-Y program itself. If more than one child participated in the program or your child participate more than once, please provide your overall impressions across those experiences.*



13. Overall, how did the NSLI-Y program compare to your expectations?

Better than expected

Met my expectations

Worse than expected




20%



14. What recommendations or suggestions would you make to improve the NSLI-Y Program?



23%



15. Would you encourage (your) other children to participate in the NSLI-Y program?

Yes

No



## EFFECTS OF THE NSLI-Y PROGRAM

In this section, we would like you to share your perceptions of the results and impacts of the NSLI-Y experience. If more than one child participated in the program or your child participate more than once, please provide your overall impressions across those experiences.



30%



16. To what extent, if at all, did the NSLI-Y program affect your child's personal development? (Some areas might include self-confidence, leadership maturity, problem-solving skills, etc.)

Not at all

To a small extent

To a moderate extent

To a great extent

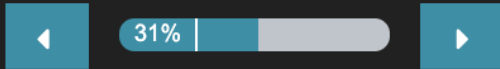
Don't know

◀ 31% ▶

- Not at all (Go to 18)
- To a small extent (Go to 18)
- To a moderate extent (Go to 17)
- To a great extent (Go to 17)
- Don't know (Go to 18)

## EFFECTS OF THE NSLI-Y PROGRAM

17. Please describe one example of the change(s) you observed in your child's personal development.



18. To what extent, if at all, did the NSLI-Y program affect your child's academic development? (Some areas might include leadership, maturity, problem-solving, study habits, motivation to study, improved performance in foreign language study or other subjects, clearer or new direction in future studies, etc.)

Not at all

To a small extent

To a moderate extent

To a great extent

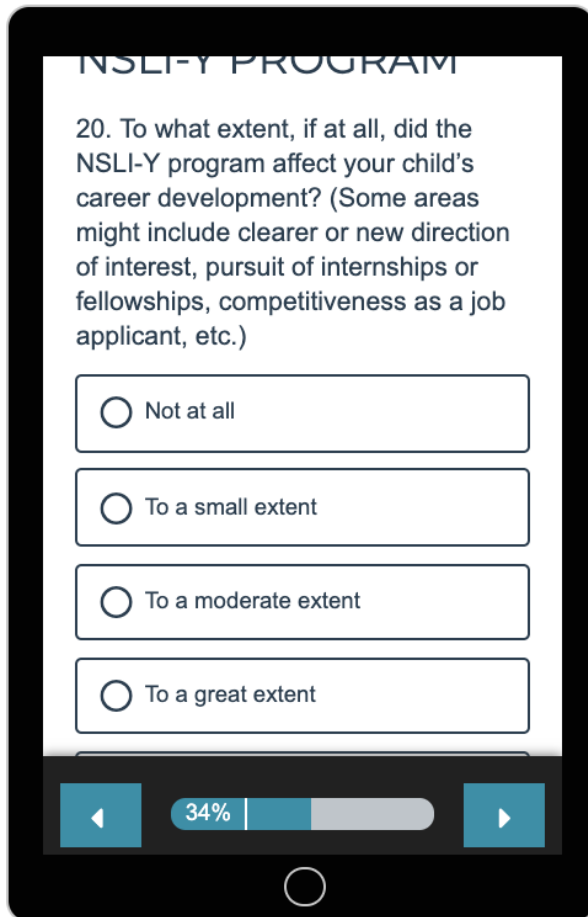
◀ 32% ▶

- Not at all (Go to 20)
- To a small extent (Go to 20) To a moderate extent (Go to 19)
- To a great extent (Go to 19)
- Don't know (Go to 20)

## EFFECTS OF THE NSLI-Y PROGRAM

19. Please describe one example of the change(s) you observed in your child's academic development.





- Not at all (Go to 22)
- To a small extent (Go to 22)
- To a moderate extent (Go to 21)
- To a great extent (Go to 21)
- Don't know (Go to 22)

## EFFECTS OF THE NSLI-Y PROGRAM

21. Please describe one example of the change(s) you observed in your child's career development.



35%



22. To what extent, if at all, did the NSLI-Y program affect your child's community service activities? (Some areas might include working with new populations, undertaking different kinds of activities, engaging to a greater or lesser degree than before, taking on leadership roles, etc.)

Not at all

To a small extent

To a moderate extent

To a great extent

◀ 36% ▶

- Not at all (Go to 24)
- To a small extent (Go to 24)
- To a moderate extent (Go to 23)
- To a great extent (Go to 23)
- Don't know (Go to 24)

## EFFECTS OF THE NSLI-Y PROGRAM

23. Please describe the one example of the change(s) you observed in your child's community service activities.

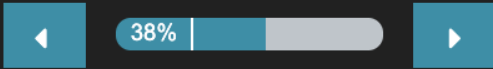


37%



## EFFECTS OF THE NSLI-Y PROGRAM

24. In your view, how and in what contexts is your child using the skills he/she gained through the NSLI-Y program?



## EFFECTS OF THE NSLI-Y PROGRAM

25. Do you believe your child gained greater understanding about his/her host culture or society from the NSLI-Y Program?

Yes

No



38%





## NSLI-Y Evaluation Parent Survey

26. To what extent, if at all, did your child share information with you about his/her program location with you during and after the program? ***Please check only one response for each topic.***



Daily life in program location(s)

No Sharing

Minimal Sharing

Moderate Sharing

Significant Sharing

Don't Know



41%



Education system in program location(s)

No Sharing

Minimal Sharing

Moderate Sharing

Significant Sharing

Don't Know

41%



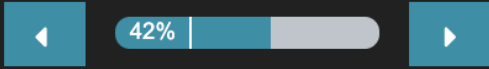
### Culture in program location(s)

No Sharing

Minimal Sharing

Moderate Sharing

Substantial Sharing



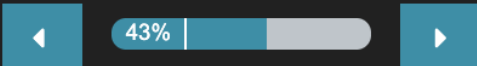
Religious and ethnic diversity  
in program location(s)

No Sharing

Minimal Sharing

Moderate Sharing

Substantial Sharing



Predominant national values in program location(s)

No Sharing

Minimal Sharing

Moderate Sharing

Substantial Sharing



45%



Political system in program location(s)

No Sharing

Minimal Sharing

Moderate Sharing

Substantial Sharing



46%



Economy in program location(s)

No Sharing

Minimal Sharing

Moderate Sharing

Substantial Sharing



27. To what extent did the information he/she shared change your knowledge of and attitudes toward the country/countries in which your child studied?

No Change

Minimal Change

Moderate Change

Significant Change

◀ 50% ▶

- No Change (Go to 29)
- Minimal Change (Go to 29)
- Moderate Change (Go to 28)
- Significant Change (Go to 28)



## NSLI-Y Evaluation Parent Survey

28. Please briefly describe how your knowledge and/or attitude changed.



55%



29. To what extent, if at all, did your child share information with others in his/her personal network of family, friends, peers, or others his/her program location? ***Please check only one response for each topic.***

Daily life in program location(s)

No Sharing



60%

Education system in program location(s)

No Sharing

Minimal Sharing

Moderate Sharing

Significant Sharing



### Culture in program location(s)

No Sharing

Minimal Sharing

Moderate Sharing

Significant Sharing

Don't Know



Religious and ethnic diversity  
in program location(s)

No Sharing

Minimal Sharing

Moderate Sharing

Significant Sharing



Predominant national values in program location(s)

No Sharing

Minimal Sharing

Moderate Sharing

Significant Sharing



Economy in program location(s)

No Sharing

Minimal Sharing

Moderate Sharing

Significant Sharing



---

30. To what extent did the information he/she shared change others' knowledge of and attitudes toward the program location(s)?

No Change

Minimal Change

Moderate Change

Significant Change

Don't Know


◀ 70% ▶

- No Change (Go to 32)
- Minimal Change (Go to 32)
- Moderate Change (Go to 31)
- Significant Change (Go to 31)
- Don't know (Go to 32)



## NSLI-Y Evaluation Parent Survey

31. Please briefly describe how their knowledge and/or attitude changed.





## NSLI-Y Evaluation Parent Survey

32. In your view, in what ways, if any, did the NSLI-Y experience enable your child to help the wider community?





## NSLI-Y Evaluation Parent Survey

### DEMOGRAPHIC ITEMS

33. Sex

Male

Female



90%





- No (go to 36)
- Yes (go to 35)



## NSLI-Y Evaluation Parent Survey

### DEMOGRAPHIC ITEMS

35. If so, which one(s)?



95%



## DEMOGRAPHIC ITEMS

36. Where do you live (or reside most of the time)?

Rural area (population less than 2,500)

Small city or town (2,501 – 50,000)

Medium-sized city (50,001 – 500,000)

Major city (500,001 or greater)



97%





## NSLI-Y Evaluation Parent Survey

Thank You!

Thank you for taking our survey. Your response is very important to us.

100%

