

Certification

DOE F 220.34 (Expiration Date: February 3, 2014)

Commercial ReProduct Type: Commercial RVersion 4.3 Submitter Co 1 Co 2
4.3

Status of This No Data 0

Overall StatusNo Data No Type

Submitter Information

I am a(n) (check one only):

0

Please enter required dataSubmitter Type Chosen

The third-party representative includes industry organizations submitting on behalf of th

Submitter Information (Required for all submissions):

Company Name: Please enter required data
Company Address: Please enter required dataaaaaaaaaaaaaaaaa
Contact Name: Please enter required data
Contact Telephone Number: Please enter required data
Contact Fax Number: Please enter required data
Contact email address: Please enter required data
For importers, the U.S. Cust

Third Party-Representatives (If Submitter is not a Third-Party Representative, skip to C
If the submitter is a third-party representative, provide the following information on each

If you are a Third-Party Rep 0

1. Company Name
Company Address: aaaaaaaaaaaaaaaaaa
Responsible Person at Com
Telephone Number:
Fax Number:
Email Address:

Select all that apply (at least one) FALSE
FALSE
FALSE

For Importer - U.S. Customs

For Private Labeler - Provide

2. Company Name
Company Address: aaaaaa
Responsible Person at Com
Telephone Number:
Fax Number:
Email Address:

Certification

Select all that apply

(at least one)

FALSE

FALSE

FALSE

For Importer - U.S. Customs

For Private Labeler - Provide

3. Company Name:

Certification

Co 3	Co 4	Co 5
0	0	0
0	0	0
0	0	0

their members, foreign manufacturers who do not import and are submitting on behalf of their importers

certification
of company on whose behalf you are certifying. **Note: Please complete an additional template if you are c**

Certification

s, private labelers submitting on behalf of an importer or domestic manufacturers, third-party testing or

ertifying on behalf of more than five companies.

Certification

ganizations submitting on behalf of a manufacturer, etc.

Input

Commercial RProduct Type:rcial Refrigeration Equipment - Single Compartment
4.3

Status of This Input Sheet No Data

The following is a description of each product class:

Product Class	Equipment Category	Condensing Unit Configuration
1	Commercial Refrigerators with Solid Doors for Holding Temperature Application	Self-Contained (SC)
2	Commercial Refrigerators with Transparent Doors for Holding Temperature Application	Self-Contained (SC)
3	Commercial Refrigerators with Transparent Doors for Pull-Down Temperature Application	Self-Contained (SC)
4	Commercial Freezers with Solid Doors for Holding Temperature Application	Self-Contained (SC)
5	Commercial Freezers with Transparent Doors for Holding Temperature Application	Self-Contained (SC)
6	Medium Temperature Commercial Refrigerator	Self-Contained (SC)
7	Remote Condensing Commercial Refrigerators and Commercial Freezers	Remote (RC)
8	Remote Condensing Commercial Refrigerators and Commercial Freezers	Remote (RC)
9	Remote Condensing Commercial Refrigerators and Commercial Freezers	Remote (RC)
10	Remote Condensing Commercial Refrigerators and Commercial Freezers	Remote (RC)
11	Remote Condensing Commercial Refrigerators and Commercial Freezers	Remote (RC)
12	Remote Condensing Commercial Refrigerators and Commercial Freezers	Remote (RC)
13	Remote Condensing Commercial Refrigerators and Commercial Freezers	Remote (RC)
14	Remote Condensing Commercial Refrigerators and Commercial Freezers	Remote (RC)
15	Remote Condensing Commercial Refrigerators and Commercial Freezers	Remote (RC)
16	Remote Condensing Commercial Refrigerators and Commercial Freezers	Remote (RC)
17	Remote Condensing Commercial Refrigerators and Commercial Freezers	Remote (RC)
18	Remote Condensing Commercial Refrigerators and Commercial Freezers	Remote (RC)
19	Remote Condensing Commercial Refrigerators and Commercial Freezers	Remote (RC)
20	Remote Condensing Commercial Refrigerators and Commercial Freezers	Remote (RC)
21	Remote Condensing Commercial Refrigerators and Commercial Freezers	Remote (RC)
22	Remote Condensing Commercial Refrigerators and Commercial Freezers	Remote (RC)
23	Self-Contained Commercial Refrigerators and Commercial Freezers without Doors	Self-Contained (SC)
24	Self-Contained Commercial Refrigerators and Commercial Freezers without Doors	Self-Contained (SC)
25	Self-Contained Commercial Refrigerators and Commercial Freezers without Doors	Self-Contained (SC)
26	Self-Contained Commercial Refrigerators and Commercial Freezers without Doors	Self-Contained (SC)
27	Self-Contained Commercial Refrigerators and Commercial Freezers without Doors	Self-Contained (SC)
28	Self-Contained Commercial Refrigerators and Commercial Freezers without Doors	Self-Contained (SC)

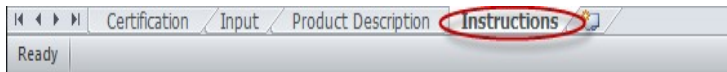
29	Commercial Ice-Cream Freezers	Remote (RC)
30	Commercial Ice-Cream Freezers	Remote (RC)
31	Commercial Ice-Cream Freezers	Remote (RC)
32	Commercial Ice-Cream Freezers	Remote (RC)
33	Commercial Ice-Cream Freezers	Remote (RC)
34	Commercial Ice-Cream Freezers	Remote (RC)
35	Commercial Ice-Cream Freezers	Remote (RC)
36	Commercial Ice-Cream Freezers	Remote (RC)
37	Commercial Ice-Cream Freezers	Self-Contained (SC)
38	Commercial Ice-Cream Freezers	Self-Contained (SC)
39	Commercial Ice-Cream Freezers	Self-Contained (SC)
40	Commercial Ice-Cream Freezers	Self-Contained (SC)
41	Commercial Ice-Cream Freezers	Self-Contained (SC)
42	Commercial Ice-Cream Freezers	Self-Contained (SC)
43	Commercial Ice-Cream Freezers	Self-Contained (SC)
44	Commercial Ice-Cream Freezers	Self-Contained (SC)

Equipment Family	Rating Temperature (°F)	Operating Temperature (°F)
N/A	38 (M)	N/A
N/A	38 (M)	N/A
N/A	38 (M)	N/A
N/A	0 (L)	N/A
N/A	0 (L)	N/A
Service Over Counter (SOC)	38 (M)	>=32
Vertical Open (VOP)	38 (M)	>= 32
Vertical Open (VOP)	0 (L)	< 32
Semivertical Open (SVO)	38 (M)	>= 32
Semivertical Open (SVO)	0 (L)	< 32
Horizontal Open (HZO)	38 (M)	>= 32
Horizontal Open (HZO)	0 (L)	< 32
Vertical Closed Transparent (VCT)	38 (M)	>= 32
Vertical Closed Transparent (VCT)	0 (L)	< 32
Horizontal Closed Transparent (HCT)	38 (M)	>= 32
Horizontal Closed Transparent (HCT)	0 (L)	< 32
Vertical Closed Solid (VCS)	38 (M)	>= 32
Vertical Closed Solid (VCS)	0 (L)	< 32
Horizontal Closed Solid (HCS)	38 (M)	>= 32
Horizontal Closed Solid (HCS)	0 (L)	< 32
Service Over Counter (SOC)	38 (M)	>= 32
Service Over Counter (SOC)	0 (L)	< 32
Vertical Open (VOP)	38 (M)	>= 32
Vertical Open (VOP)	0 (L)	< 32
Semivertical Open (SVO)	38 (M)	>= 32
Semivertical Open (SVO)	0 (L)	< 32
Horizontal Open (HZO)	38 (M)	>= 32
Horizontal Open (HZO)	0 (L)	< 32

Vertical Open (VOP)	-15 (l)	<= -5
Semivertical Open (SVO)	-15 (l)	<= -5
Horizontal Open (HZO)	-15 (l)	<= -5
Vertical Closed Transparent (VCT)	-15 (l)	<= -5
Horizontal Closed Transparent (HCT)	-15 (l)	<= -5
Vertical Closed Solid (VCS)	-15 (l)	<= -5
Horizontal Closed Solid (HCS)	-15 (l)	<= -5
Service Over Counter (SOC)	-15 (l)	<= -5
Vertical Open (VOP)	-15 (l)	<= -5
Semivertical Open (SVO)	-15 (l)	<= -5
Horizontal Open (HZO)	-15 (l)	<= -5
Vertical Closed Transparent (VCT)	-15 (l)	<= -5
Horizontal Closed Transparent (HCT)	-15 (l)	<= -5
Vertical Closed Solid (VCS)	-15 (l)	<= -5
Horizontal Closed Solid (HCS)	-15 (l)	<= -5
Service Over Counter (SOC)	-15 (l)	<= -5

Instructions for CCMS Reporting Certification & Templates

You are currently on the Instructions sheet. Please refer to these instructions when completing the Certification and Input sheets.

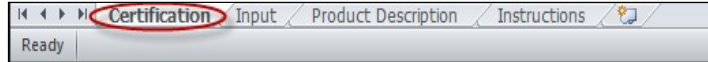


Use your mouse, the "Tab" key and/or arrows on your keyboard to navigate through the fillable fields in both the Certification and Input sheets. If all fields have been completed correctly, the "Status" indicators on the top of the Certification sheet and the top of the Input sheet will show "OK" in green.

- If these indicators read "Error" in red on the Certification sheet, look for an explanation in the column to the right of the entry field.
- If these indicators read "Error" in red on the Input sheet, look for explanations about incomplete/incorrect field entries by looking in the mirrored cells to the far right of the sheet.

Please go to <https://www.regulations.doe.gov/contact-us> if you have any questions about the regulations or need help with the template.

Please click on the tab for the Certification Sheet at the bottom of the page:



CERTIFICATION INSTRUCTIONS

Step 1 Enter the Submitter Information - required for all submissions.

Submitter Information

I am a(n) (check one only):

Domestic Manufacturer
 Importer
 Third-Party Representative

Submitter Information (Required for all submissions):

Company Name:
 Company Address:
 Contact Name:
 Contact Telephone Number:
 Contact Fax Number:
 Contact email Address:
 For importers, the U.S. Customs and Border Protection importer identification number (OPTIONAL):

If you are not a Third-Party Representative, skip to the Compliance Statement (Step 3)

Step 2 Enter the Third Party Representative Information

- Third Party Representatives should enter data on the companies for which they are reporting.
 - Enter the number of companies for which you are reporting on this copy of the template in the box on the Certification sheet similar to the one shown below.
 - **On each copy of the template, you may report for no more than five companies.**
 - **If you need to report for more than five companies, complete as many separate copies of the template as are necessary.**

If you are a Third-Party Representative, for how many companies on whose behalf are you certifying? (Maximum of 5)

- For each of the Companies that you are reporting on in this template, you will need to fill out a full section as shown below.

1. Company Name:
 Company Address:
 Responsible Person at Company:
 Telephone Number:
 Fax Number:
 Email Address:

Select all that apply (at least one):

Domestic Manufacturer
 Importer - OPTIONAL: Provide U.S. Customs and Border Protection importer identification number below
 Private Labeler - Provide all of the brand name(s) below

For Importer - U.S. Customer and Border Protection importer identification number (OPTIONAL):

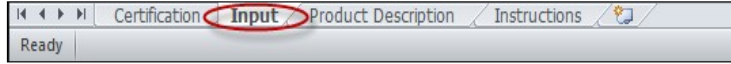
For Private Labeler - Provide all of the brand name(s):

Step 3 Compliance Statement

- The Compliance Statement will be different depending on whether you are a Domestic Manufacturer, Importer, or a Third-Party Representative.
- Review the statement carefully and then, in order to signify compliance, complete the information in the spaces provided below the statement.

Type your full name to signify compliance (required): _____
 Enter your email address (required): _____
 Date (MM/DD/YYYY) required: _____

Please click on the tab for the Input Sheet at the bottom of the page:



TEMPLATE INSTRUCTIONS

Step 1 Filling out the Template

- At any time you may click on a column heading for a complete explanation of what to enter in each cell.
- If the status at the beginning of the line reads "Error" review your data to verify entries and check the explanation table to the right of the data.

Line No.	Status	Manufacturer	For Third-Party Representatives, Company Number From Certification Sheet	Brand Name(s)	Basic Model Number	Individual Model Number Covered by Basic Model	Action	Product Class	Manufacturer Status	For Third-Party Representatives, Company Number From Certification Sheet Status	Brand Name(s) Status	Basic Model Number Status	Individual Model Number Covered by Basic Model Status	Action Status
1	Error	ABC	1	XYZ	123456		n	4	ok	ok	ok	ok	Empty cell	ok
2	ok	ABC	1	EFG	789123	987	D	5	ok	ok	ok	ok	ok	ok
3	ok	ABC	1	HJI	159357	123	C	1	ok	ok	ok	ok	ok	ok

Step 2 Completed template

- Lines with an "ok" status have been completed correctly. Be sure your "Overall Status of Template" and "Status of This Input Sheet" reflects "OK" status as expected.
- Save the template to a local drive for safekeeping. You will upload this template later to DOE via the CCMS application.

Line No.	Status	Manufacturer	For Third-Party Representatives, Company Number From Certification Sheet	Brand Name(s)	Basic Model Number	Individual Model Number Covered by Basic Model	Action	Product Class	Manufacturer Status	For Third-Party Representatives, Company Number From Certification Sheet Status	Brand Name(s) Status	Basic Model Number Status	Individual Model Number Covered by Basic Model Status	Action Status	Product C
1	ok	Man1		Brand1	200	201	n	1	ok	ok	ok	ok	ok	ok	
2	ok	Man2		Brand2	300	301	d	2	ok	ok	ok	ok	ok	ok	
3	ok	Man3		Brand3	400	401	c	1	ok	ok	ok	ok	ok	ok	