




# Training Materials

Recording Plant Observations

**usanpn.org**



1. Select a site
2. Select plant and animal species
3. Select individual plants
4. Mark your site and plants
5. Record your observations of animals
- 6. Record your observations of plants**
7. Report your data online



The logo for 'nature's notebook' features the text 'nature's notebook' in a brown, serif font. The word 'nature's' is on the top line and 'notebook' is on the bottom line. A small yellow bird is perched on the top of the letter 'k' in 'notebook'. To the left of the text is a brown, spiral-bound notebook with a few green leaves scattered around it.

nature's  
notebook



- **Plants:** repeat observations of the same individual plants
- **Animals:** create a checklist for your site, look and listen for all species each time you visit

# Observation considerations

- Phenophases to observe
- Frequency of observations
- Special considerations
- Site visit details



# Observation considerations

## Cover Sheet

### Directions:

On this Cover Sheet, please report information to describe each day you visit the site. On the Animal Checklist, please list the species of animals you are looking for at the site and record whether or not you saw or heard that species on each visit. On the Plant and Animal Phenophase Datasheets, please record the phenophases you observed on each visit for your individual plants and your animal species.

Below, please fill in the date of your site visit in the first row. Then, estimate your contribution of time to the project for that date, separating the time it took you to travel to the site and the time you spent making observations on plants and animals once you arrived at the site. If you are observing animals, report the time you specifically spent searching for animals and circle the appropriate letter for your observation method:

- w – walking: a single pass or transect through your site
- s – stationary: standing or sitting at a single point
- a – area search: multiple passes through your site

If there is snow on the ground or in the canopy (treetops), please make a note of it in the third section and estimate the percent of the ground at your site that the snow is covering. After each visit, please enter the information from these datasheets online.



Site: \_\_\_\_\_  
Year: \_\_\_\_\_  
Observer: \_\_\_\_\_

|   | Date:                    | Date:                    | Date:                    | Date:                    | Date:                    | Date:                    | Date:                    | Date:                    | Date:                    | Date:                    | Date:                    | Date:                    | Date:                    | Date:                    | Date:                    |
|---|--------------------------|--------------------------|--------------------------|--------------------------|--------------------------|--------------------------|--------------------------|--------------------------|--------------------------|--------------------------|--------------------------|--------------------------|--------------------------|--------------------------|--------------------------|
| <b>Report your contribution of time</b>       |                          |                          |                          |                          |                          |                          |                          |                          |                          |                          |                          |                          |                          |                          |                          |
| Time spent observing                          | hr<br>min                | hr<br>min                | hr<br>min                | hr<br>min                | hr<br>min                | hr<br>min                | hr<br>min                | hr<br>min                | hr<br>min                | hr<br>min                | hr<br>min                | hr<br>min                | hr<br>min                | hr<br>min                | hr<br>min                |
| Time spent in travel                          | hr<br>min                | hr<br>min                | hr<br>min                | hr<br>min                | hr<br>min                | hr<br>min                | hr<br>min                | hr<br>min                | hr<br>min                | hr<br>min                | hr<br>min                | hr<br>min                | hr<br>min                | hr<br>min                | hr<br>min                |
| <b>Report your animal observation methods</b> |                          |                          |                          |                          |                          |                          |                          |                          |                          |                          |                          |                          |                          |                          |                          |
| Time spent looking for animals                | hr<br>min                | hr<br>min                | hr<br>min                | hr<br>min                | hr<br>min                | hr<br>min                | hr<br>min                | hr<br>min                | hr<br>min                | hr<br>min                | hr<br>min                | hr<br>min                | hr<br>min                | hr<br>min                | hr<br>min                |
| Animal survey method                          | w s a                    | w s a                    | w s a                    | w s a                    | w s a                    | w s a                    | w s a                    | w s a                    | w s a                    | w s a                    | w s a                    | w s a                    | w s a                    | w s a                    | w s a                    |
| <b>Report on snow</b>                         |                          |                          |                          |                          |                          |                          |                          |                          |                          |                          |                          |                          |                          |                          |                          |
| Is there snow on the ground?                  | y n ?                    | y n ?                    | y n ?                    | y n ?                    | y n ?                    | y n ?                    | y n ?                    | y n ?                    | y n ?                    | y n ?                    | y n ?                    | y n ?                    | y n ?                    | y n ?                    | y n ?                    |
| % of ground covered                           |                          |                          |                          |                          |                          |                          |                          |                          |                          |                          |                          |                          |                          |                          |                          |
| Is there snow in the canopy?                  | y n ?                    | y n ?                    | y n ?                    | y n ?                    | y n ?                    | y n ?                    | y n ?                    | y n ?                    | y n ?                    | y n ?                    | y n ?                    | y n ?                    | y n ?                    | y n ?                    | y n ?                    |
| Check when data entered online:               | <input type="checkbox"/> | <input type="checkbox"/> | <input type="checkbox"/> | <input type="checkbox"/> | <input type="checkbox"/> | <input type="checkbox"/> | <input type="checkbox"/> | <input type="checkbox"/> | <input type="checkbox"/> | <input type="checkbox"/> | <input type="checkbox"/> | <input type="checkbox"/> | <input type="checkbox"/> | <input type="checkbox"/> | <input type="checkbox"/> |
| Comments:                                     |                          |                          |                          |                          |                          |                          |                          |                          |                          |                          |                          |                          |                          |                          |                          |



## Phenophases to observe:

Check plant profile page:

[http://www.usanpn.org/species\\_search](http://www.usanpn.org/species_search)

Which phenophases should I observe?



### Leaves

#### ***Do you see...?***

##### **Breaking leaf buds**

One or more breaking leaf buds are visible on the plant. A leaf bud is considered "breaking" once a green leaf tip is visible at the end of the bud, but before the first leaf from the bud has unfolded to expose the leaf stalk (petiole) or leaf base. For *Acer rubrum*, leaf tips may appear reddish.

How many buds are breaking?

*Less than 3*

*3 to 10*

*More than 10*

More...

##### **Leaves**

One or more live unfolded leaves are visible on the plant. A leaf is considered "unfolded" once the leaf stalk (petiole) or leaf base is visible. New small leaves may need to be bent backwards to see whether the leaf stalk or leaf base is visible. Do not include dried or dead leaves.

# Phenophases to observe:

## Flowers

### ***Do you see...?***

#### **Flowers**

One or more fresh flowers or flower heads (inflorescences) are visible on the plant. Flower heads include many small flowers that usually do not open all at once. Do not include wilted or dried flowers that remain on the plant, or heads whose flowers have all wilted or dried.

How many fresh flowers or flower heads are present?

*Less than 3*

*3 to 10*

*More than 10*

#### **Open flowers**

One or more open fresh flowers are visible on the plant. Flowers are considered "open" when the reproductive parts (male stamens or female pistils) are visible between unfolded or open flower parts. Do not include wilted or dried flowers that remain on the plant.

How many fresh flowers are open?

*Less than 3*

*3 to 10*

*More than 10*

*Peak flower: The plant has a large number of flowers and one half (50%) or more are open and still fresh.*

# Phenophases to observe:

## Fruits

### ***Do you see...?***

#### **Fruits**

One or more fresh fruits are visible on the plant.

How many fresh fruits are present?

*Less than 3*

*3 to 10*

*More than 10*

#### **Ripe fruits**

One or more ripe fruits are visible on the plant.

How many fruits are ripe?

*Less than 3*

*3 to 10*

*More than 10*

#### **Recent fruit drop**

One or more fresh mature fruits or seeds have dropped or been removed from the plant since your last visit. Do not include obviously immature fruits that have dropped before ripening, such as in a heavy rain or wind.

How many mature fruits have dropped?

*Less than 3*

*3 to 10*

*More than 10*

[More...](#)

Which phenophases should I observe?



## Leaves

### ***Do you see...?***

#### **Breaking leaf buds**

One or more breaking leaf buds are visible on the plant. A leaf bud is considered "breaking" once a green leaf tip is visible at the end of the bud, but before the first leaf from the bud has unfolded to expose the leaf stalk (petiole) or leaf base. For *Acer rubrum*, leaf tips may appear reddish.

How many buds are breaking?

*Less than 3*

*3 to 10*

*More than 10*

More...

#### **Leaves**

One or more live unfolded leaves are visible on the plant. A leaf is considered "unfolded" once the leaf stalk (petiole) or leaf base is visible. New small leaves may need to be bent backwards to see whether the leaf stalk or leaf base is visible. Do not include dried or dead leaves.

# Trees and shrubs

## Deciduous (with pollen)

### Breaking leaf buds

One or more breaking leaf buds are visible on the plant. A leaf bud is considered "breaking" once a green leaf tip is visible at the end of the bud, but before the first leaf from the bud has unfolded to expose the leaf stalk (petiole) or leaf base. *How many buds are breaking?* Less than 3 (<3); 3 to 10 (3-10); More than 10 (>10)

### Leaves

One or more live unfolded leaves are visible on the plant. A leaf is considered "unfolded" once the leaf stalk (petiole) or leaf base is visible. New small leaves may need to be bent backwards to see whether the leaf stalk or leaf base is visible. Do not include dried or dead leaves. *What proportion of the canopy is full with leaves?* Less than 5% (<5); 5-24%; 25-49%; 50-74%; 75-94%; 95% or more (95+)

### Increasing leaf size

A majority of leaves on the plant have not yet reached their full size and are still growing larger. Do not include new leaves that continue to emerge at the ends of elongating stems throughout the growing season. *What proportion of full size are most leaves?* Less than 25% (<25); 25-49%; 50-74%; 75-94%; 95% or more (95+)

### Colored leaves

One or more leaves (including any that have recently fallen from the plant) have turned to their late-season colors. *What proportion of the canopy is still full with green leaves?* 95% or more (95+); 75-94%; 50-74%; 25-49%; 5-24%; Less than 5% (<5)

### Falling leaves

One or more leaves are falling or have recently fallen from the plant.

### Flowers

One or more fresh flowers or flower heads (inflorescences) are visible on the plant. Flower heads include many small flowers that usually do not open all at once. Do not include wilted or dried flowers that remain on the plant, or heads whose flowers have all wilted or dried. *How many fresh flowers or flower heads are present?* Less than 3 (<3); 3 to 10 (3-10); More than 10 (>10)

### Open flowers

One or more open fresh flowers are visible on the plant. Flowers are considered "open" when the reproductive parts (male stamens or female pistils) are visible between unfolded or open flower parts. Do not include wilted or dried flowers that remain on the plant. *How many fresh flowers are open?* Less than 3 (<3); 3 to 10 (3-10); More than 10 (>10); *Peak flower (P):* The plant has a large number of flowers and one half (50%) or more are open and still fresh.

### Pollen release

One or more flowers on the plant release pollen when gently shaken or blown. *How many flowers release pollen?* Less than 3 (<3); 3 to 10 (3-10); More than 10 (>10); *Peak pollen (P):* The plant has a large number of flowers and one half (50%) or more release pollen.

### Fruits

One or more fresh fruits are visible on the plant.

## Plant Phenophase Datasheet

**Directions:** Fill in the date in the top row and circle the appropriate letter in the column below.

**y** (phenophase is occurring);  
**n** (phenophase is not occurring);  
**?** (not certain if the phenophase is occurring).

Do not circle anything if you did not check for the phenophase. In the adjacent blank, write in the appropriate measure of intensity or abundance for this phenophase (see left-hand column for details).



Species: Red maple  
Plant Nickname: Red maple-1  
Site: My Back Yard  
Year: 2011  
Observer: USA-NPN fan

| Do you see...?                  | Date:                    | Date:                    | Date:                    | Date:                    | Date:                    |
|---------------------------------|--------------------------|--------------------------|--------------------------|--------------------------|--------------------------|
| Breaking leaf buds              | y n ? _____              | y n ? _____              | y n ? _____              | y n ? _____              | y n ? _____              |
| Leaves                          | y n ? _____              | y n ? _____              | y n ? _____              | y n ? _____              | y n ? _____              |
| Increasing leaf size            | y n ? _____              | y n ? _____              | y n ? _____              | y n ? _____              | y n ? _____              |
| Colored leaves                  | y n ? _____              | y n ? _____              | y n ? _____              | y n ? _____              | y n ? _____              |
| Falling leaves                  | y n ? _____              | y n ? _____              | y n ? _____              | y n ? _____              | y n ? _____              |
| Flowers                         | y n ? _____              | y n ? _____              | y n ? _____              | y n ? _____              | y n ? _____              |
| Open flowers                    | y n ? _____              | y n ? _____              | y n ? _____              | y n ? _____              | y n ? _____              |
| Pollen release                  | y n ? _____              | y n ? _____              | y n ? _____              | y n ? _____              | y n ? _____              |
| Fruits                          | y n ? _____              | y n ? _____              | y n ? _____              | y n ? _____              | y n ? _____              |
| Ripe fruits                     | y n ? _____              | y n ? _____              | y n ? _____              | y n ? _____              | y n ? _____              |
| Recent fruit drop               | y n ? _____              | y n ? _____              | y n ? _____              | y n ? _____              | y n ? _____              |
| Check when data entered online: | <input type="checkbox"/> | <input type="checkbox"/> | <input type="checkbox"/> | <input type="checkbox"/> | <input type="checkbox"/> |

Comments:

# Trees and shrubs

## Deciduous (with pollen)

### Breaking leaf buds

One or more breaking leaf buds are visible on the plant. A leaf bud is considered "breaking" once a green leaf tip is visible at the end of the bud, but before the first leaf from the bud has unfolded to expose the leaf stalk (petiole) or leaf base. *How many buds are breaking?* Less than 3 (<3); 3 to 10 (3-10); More than 10 (>10)

### Leaves

One or more live unfolded leaves are visible on the plant. A leaf is considered "unfolded" once the leaf stalk (petiole) or leaf base is visible. New small leaves may need to be bent backwards to see whether the leaf stalk or leaf base is visible. Do not include dried or dead leaves. *What proportion of the canopy is full with leaves?* Less than 5% (<5); 5-24%; 25-49%; 50-74%; 75-94%; 95% or more (95+)

### Increasing leaf size

A majority of leaves on the plant have not yet reached their full size and are still growing larger. Do not include new leaves that continue to emerge at the ends of elongating stems throughout the growing season. *What proportion of full size are most leaves?* Less than 25% (<25); 25-49%; 50-74%; 75-94%; 95% or more (95+)

### Colored leaves

One or more leaves (including any that have recently fallen from the plant) have turned to their late-season colors. *What proportion of the canopy is still full with green leaves?* 95% or more (95+); 75-94%; 50-74%; 25-49%; 5-24%; Less than 5% (<5)

### Falling leaves

One or more leaves are falling or have recently fallen from the plant.

### Flowers

One or more fresh flowers or flower heads (inflorescences) are visible on the plant. Flower heads include many small flowers that usually do not open all at once. Do not include wilted or dried flowers that remain on the plant, or heads whose flowers have all wilted or dried. *How many fresh flowers or flower heads are present?* Less than 3 (<3); 3 to 10 (3-10); More than 10 (>10)

### Open flowers

One or more open fresh flowers are visible on the plant. Flowers are considered "open" when the reproductive parts (male stamens or female pistils) are visible between unfolded or open flower parts. Do not include wilted or dried flowers that remain on the plant. *How many fresh flowers are open?* Less than 3 (<3); 3 to 10 (3-10); More than 10 (>10); *Peak flower (P): The plant has a large number of flowers and one half (50%) or more are open and still fresh.*

### Pollen release

One or more flowers on the plant release pollen when gently shaken or blown. *How many flowers release pollen?* Less than 3 (<3); 3 to 10 (3-10); More than 10 (>10); *Peak pollen (P): The plant has a large number of flowers and one half (50%) or more release pollen.*

### Fruits

One or more fresh fruits are visible on the plant.

## Plant Phenophase Datasheet

**Directions:** Fill in the date in the top row and circle the appropriate letter in the column below.

**y** (phenophase is occurring);  
**n** (phenophase is not occurring);  
**?** (not certain if the phenophase is occurring).

Do not circle anything if you did not check for the phenophase. In the adjacent blank, write in the appropriate measure of intensity or abundance for this phenophase (see left-hand column for details).



Species: Red maple  
Plant Nickname: Red maple-1  
Site: My Back Yard  
Year: 2011  
Observer: USA-NPN fan

| Do you see...?                  | Date:                    | Date:                    | Date:                    | Date:                    | Date:                    |
|---------------------------------|--------------------------|--------------------------|--------------------------|--------------------------|--------------------------|
| Breaking leaf buds              | y n ? ____               | y n ? ____               | y n ? ____               | y n ? ____               | y n ? ____               |
| Leaves                          | y n ? ____               | y n ? ____               | y n ? ____               | y n ? ____               | y n ? ____               |
| Increasing leaf size            | y ? ____                 | y n ? ____               | y n ? ____               | y n ? ____               | y n ? ____               |
| Colored leaves                  | y n ? ____               | y n ? ____               | y n ? ____               | y n ? ____               | y n ? ____               |
| Falling leaves                  | y n ? ____               | y n ? ____               | y n ? ____               | y n ? ____               | y n ? ____               |
| Flowers                         | y n ? ____               | y n ? ____               | y n ? ____               | y n ? ____               | y n ? ____               |
| Open flowers                    | y n ? ____               | y n ? ____               | y n ? ____               | y n ? ____               | y n ? ____               |
| Pollen release                  | y n ? ____               | y n ? ____               | y n ? ____               | y n ? ____               | y n ? ____               |
| Fruits                          | y n ? ____               | y n ? ____               | y n ? ____               | y n ? ____               | y n ? ____               |
| Ripe fruits                     | y n ? ____               | y n ? ____               | y n ? ____               | y n ? ____               | y n ? ____               |
| Recent fruit drop               | y n ? ____               | y n ? ____               | y n ? ____               | y n ? ____               | y n ? ____               |
| Check when data entered online: | <input type="checkbox"/> | <input type="checkbox"/> | <input type="checkbox"/> | <input type="checkbox"/> | <input type="checkbox"/> |

Comments:

# Trees and shrubs

## Deciduous (with pollen)

### Breaking leaf buds

One or more breaking leaf buds are visible on the plant. A leaf bud is considered "breaking" once a green leaf tip is visible at the end of the bud, but before the first leaf from the bud has unfolded to expose the leaf stalk (petiole) or leaf base. *How many buds are breaking?* Less than 3 (<3); 3 to 10 (3-10); More than 10 (>10)

### Leaves

One or more live unfolded leaves are visible on the plant. A leaf is considered "unfolded" once the leaf stalk (petiole) or leaf base is visible. New small leaves may need to be bent backwards to see whether the leaf stalk or leaf base is visible. Do not include dried or dead leaves. *What proportion of the canopy is full with leaves?* Less than 5% (<5); 5-24% (5-24%); 25-49% (25-49%); 50-74% (50-74%); 75-94% (75-94%); 95% or more (95+)

### Increasing leaf size

A majority of leaves on the plant have not yet reached their full size and are still growing larger. Do not include new leaves that continue to emerge at the ends of elongating stems throughout the growing season. *What proportion of full size are most leaves?* Less than 25% (<25); 25-49% (25-49%); 50-74% (50-74%); 75-94% (75-94%); 95% or more (95+)

### Colored leaves

One or more leaves (including any that have recently fallen from the plant) have turned to their late-season colors. *What proportion of the canopy is still full with green leaves?* 95% or more (95+); 75-94% (75-94%); 50-74% (50-74%); 25-49% (25-49%); 5-24% (5-24%); Less than 5% (<5)

### Falling leaves

One or more leaves are falling or have recently fallen from the plant.

### Flowers

One or more fresh flowers or flower heads (inflorescences) are visible on the plant. Flower heads include many small flowers that usually do not open all at once. Do not include wilted or dried flowers that remain on the plant, or heads whose flowers have all wilted or dried. *How many fresh flowers or flower heads are present?* Less than 3 (<3); 3 to 10 (3-10); More than 10 (>10)

### Open flowers

One or more open fresh flowers are visible on the plant. Flowers are considered "open" when the reproductive parts (male stamens or female pistils) are visible between unfolded or open flower parts. Do not include wilted or dried flowers that remain on the plant. *How many fresh flowers are open?* Less than 3 (<3); 3 to 10 (3-10); More than 10 (>10); *Peak flower (P): The plant has a large number of flowers and one half (50%) or more are open and still fresh.*

### Pollen release

One or more flowers on the plant release pollen when gently shaken or blown. *How many flowers release pollen?* Less than 3 (<3); 3 to 10 (3-10); More than 10 (>10); *Peak pollen (P): The plant has a large number of flowers and one half (50%) or more release pollen.*

### Fruits

One or more fresh fruits are visible on the plant.

## Plant Phenophase Datasheet

**Directions:** Fill in the date in the top row and circle the appropriate letter in the column below.

**y** (phenophase is occurring);  
**n** (phenophase is not occurring);  
**?** (not certain if the phenophase is occurring).

Do not circle anything if you did not check for the phenophase. In the adjacent blank, write in the appropriate measure of intensity or abundance for this phenophase (see left-hand column for details).




**Species:** Red maple  
**Plant Nickname:** Red maple-1  
**Site:** My Back Yard  
**Year:** 2011  
**Observer:** USA-NPN fan

| Do you see...?                  | Date:                    | Date:                    | Date:                    | Date:                    | Date:                    |
|---------------------------------|--------------------------|--------------------------|--------------------------|--------------------------|--------------------------|
| Breaking leaf buds              | y n ? ____               | y n ? ____               | y n ? ____               | y n ? ____               | y n ? ____               |
| Leaves                          | y n ? ____               | y n ? ____               | y n ? ____               | y n ? ____               | y n ? ____               |
| Increasing leaf size            | y n ? ____               | y n ? ____               | y n ? ____               | y n ? ____               | y n ? ____               |
| Colored leaves                  | y n ? ____               | y n ? ____               | y n ? ____               | y n ? ____               | y n ? ____               |
| Falling leaves                  | y n ? ____               | y n ? ____               | y n ? ____               | y n ? ____               | y n ? ____               |
| Flowers                         | y n ? ____               | y n ? ____               | y n ? ____               | y n ? ____               | y n ? ____               |
| Open flowers                    | y n ? ____               | y n ? ____               | y n ? ____               | y n ? ____               | y n ? ____               |
| Pollen release                  | y n ? ____               | y n ? ____               | y n ? ____               | y n ? ____               | y n ? ____               |
| Fruits                          | y n ? ____               | y n ? ____               | y n ? ____               | y n ? ____               | y n ? ____               |
| Ripe fruits                     | y n ? ____               | y n ? ____               | y n ? ____               | y n ? ____               | y n ? ____               |
| Recent fruit drop               | y n ? ____               | y n ? ____               | y n ? ____               | y n ? ____               | y n ? ____               |
| Check when data entered online: | <input type="checkbox"/> | <input type="checkbox"/> | <input type="checkbox"/> | <input type="checkbox"/> | <input type="checkbox"/> |

Comments:


## What to look for and record

- **Yes (Y)** – if the phenophase *is* occurring
- **No (N)** – if the phenophase *is not* occurring
- **Uncertain (?)** – if you are *not certain* whether the phenophase is occurring
- Do not record anything if you *did not check* for this phenophase




## What to look for and record

- ➔ **Yes (Y)** – if the phenophase *is* occurring
- **No (N)** – if the phenophase *is not* occurring
- **Uncertain (?)** – if you are *not certain* whether the phenophase is occurring
- Do not record anything if you *did not check* for this phenophase





## What to look for and record

- **Yes (Y)** – if the phenophase *is* occurring
- **➔ No (N)** – if the phenophase *is not* occurring
- **Uncertain (?)** – if you are *not certain* whether the phenophase is occurring
- Do not record anything if you *did not check* for this phenophase




## What to look for and record

- **Yes (Y)** – if the phenophase *is* occurring
- **No (N)** – if the phenophase *is not* occurring
-  **Uncertain (?)** – if you are *not certain* whether the phenophase is occurring
- Do not record anything if you *did not check* for this phenophase




## What to look for and record

- **Yes (Y)** – if the phenophase *is* occurring
  - **No (N)** – if the phenophase *is not* occurring
  - **Uncertain (?)** – if you are *not certain* whether the phenophase is occurring
- ➔ Do not record anything if you *did not check* for this phenophase



## What to look for and record

- **Yes (Y)** – if the phenophase *is* occurring
- **No (N)** – if the phenophase *is not* occurring
- **Uncertain (?)** – if you are *not certain* whether the phenophase is occurring
- Do not record anything if you *did not check* for this phenophase





# A quick example: Red maple

| Do you see...?                  | Date:                    | Date:                    | Date:                    | Date:                    | Date:                    |
|---------------------------------|--------------------------|--------------------------|--------------------------|--------------------------|--------------------------|
| Breaking leaf buds              | y n ? ____               | y n ? ____               | y n ? ____               | y n ? ____               | y n ? ____               |
| Leaves                          | y n ? ____               | y n ? ____               | y n ? ____               | y n ? ____               | y n ? ____               |
| Increasing leaf size            | y n ? ____               | y n ? ____               | y n ? ____               | y n ? ____               | y n ? ____               |
| Colored leaves                  | y n ? ____               | y n ? ____               | y n ? ____               | y n ? ____               | y n ? ____               |
| Falling leaves                  | y n ? ____               | y n ? ____               | y n ? ____               | y n ? ____               | y n ? ____               |
| Flowers                         | y n ? ____               | y n ? ____               | y n ? ____               | y n ? ____               | y n ? ____               |
| Open flowers                    | y n ? ____               | y n ? ____               | y n ? ____               | y n ? ____               | y n ? ____               |
| Pollen release                  | y n ? ____               | y n ? ____               | y n ? ____               | y n ? ____               | y n ? ____               |
| Fruits                          | y n ? ____               | y n ? ____               | y n ? ____               | y n ? ____               | y n ? ____               |
| Ripe fruits                     | y n ? ____               | y n ? ____               | y n ? ____               | y n ? ____               | y n ? ____               |
| Recent fruit drop               | y n ? ____               | y n ? ____               | y n ? ____               | y n ? ____               | y n ? ____               |
| Check when data entered online: | <input type="checkbox"/> | <input type="checkbox"/> | <input type="checkbox"/> | <input type="checkbox"/> | <input type="checkbox"/> |
| <b>Comments:</b>                |                          |                          |                          |                          |                          |

# A quick example: Red maple

Which phenophases should I observe?



## Leaves

### ***Do you see...?***

#### **Breaking leaf buds**

One or more breaking leaf buds are visible on the plant. A leaf bud is considered "breaking" once a green leaf tip is visible at the end of the bud, but before the first leaf from the bud has unfolded to expose the leaf stalk (petiole) or leaf base. For *Acer rubrum*, leaf tips may appear reddish.

How many buds are breaking?

*Less than 3*

*3 to 10*

*More than 10*

[More...](#)

#### **Leaves**

One or more live unfolded leaves are visible on the plant. A leaf is considered "unfolded" once the leaf stalk (petiole) or leaf base is visible. New small leaves may need to be bent backwards to see whether the leaf stalk or leaf base is visible. Do not include dried or dead leaves.

What proportion of the canopy is full with leaves?

*Less than 5%*

*5-24%*

*25-49%*

*50-74%*

*75-94%*



# A quick example: Red maple

| Do you see...?                  | Date: 3/1/2011           | Date:                    | Date:                    | Date:                    | Date:                    |
|---------------------------------|--------------------------|--------------------------|--------------------------|--------------------------|--------------------------|
| Breaking leaf buds              | y n ? <u>&gt;10</u>      | y n ? _____              | y n ? _____              | y n ? _____              | y n ? _____              |
| Leaves                          | y n ? _____              | y n ? _____              | y n ? _____              | y n ? _____              | y n ? _____              |
| Increasing leaf size            | y n ? _____              | y n ? _____              | y n ? _____              | y n ? _____              | y n ? _____              |
| Colored leaves                  | y n ? _____              | y n ? _____              | y n ? _____              | y n ? _____              | y n ? _____              |
| Falling leaves                  | y n ? _____              | y n ? _____              | y n ? _____              | y n ? _____              | y n ? _____              |
| Flowers                         | y n ? _____              | y n ? _____              | y n ? _____              | y n ? _____              | y n ? _____              |
| Open flowers                    | y n ? _____              | y n ? _____              | y n ? _____              | y n ? _____              | y n ? _____              |
| Pollen release                  | y n ? _____              | y n ? _____              | y n ? _____              | y n ? _____              | y n ? _____              |
| Fruits                          | y n ? _____              | y n ? _____              | y n ? _____              | y n ? _____              | y n ? _____              |
| Ripe fruits                     | y n ? _____              | y n ? _____              | y n ? _____              | y n ? _____              | y n ? _____              |
| Recent fruit drop               | y n ? _____              | y n ? _____              | y n ? _____              | y n ? _____              | y n ? _____              |
| Check when data entered online: | <input type="checkbox"/> | <input type="checkbox"/> | <input type="checkbox"/> | <input type="checkbox"/> | <input type="checkbox"/> |
| <b>Comments:</b>                |                          |                          |                          |                          |                          |



# A quick example: Red Maple

## Leaves

One or more live unfolded leaves are visible on the plant. A leaf is considered "unfolded" once the leaf stalk (petiole) or leaf base is visible. New small leaves may need to be bent backwards to see whether the leaf stalk or leaf base is visible. Do not include dried or dead leaves.

What proportion of the canopy is full with leaves?

*Less than 5%*

*5-24%*

*25-49%*

*50-74%*

*75-94%*

*95% or more*

More...

## Increasing leaf size

A majority of leaves on the plant have not yet reached their full size and are still growing larger. Do not include new leaves that continue to emerge at the ends of elongating stems throughout the growing season.

What proportion of full size are most leaves?



# A quick example: Red Maple

## Leaves

One or more live unfolded leaves are visible on the plant. A leaf is considered "unfolded" once the leaf stalk (petiole) or leaf base is visible. New small leaves may need to be bent backwards to see whether the leaf stalk or leaf base is visible. Do not include dried or dead leaves.

What proportion of the canopy is full with leaves?

*Less than 5%*

*5-24%*

*25-49%*

*50-74%*

*75-94%*

*95% or more*

More...

## Increasing leaf size

A majority of leaves on the plant have not yet reached their full size and are still growing larger. Do not include new leaves that continue to emerge at the ends of elongating stems throughout the growing season.

What proportion of full size are most leaves?



| Do you see...?                  | Date: 3/1/2011           | Date:                    | Date:                    | Date:                    | Date:                    |
|---------------------------------|--------------------------|--------------------------|--------------------------|--------------------------|--------------------------|
| Breaking leaf buds              | y n ? <u>&gt;10</u>      | y n ? _____              | y n ? _____              | y n ? _____              | y n ? _____              |
| Leaves                          | y n ? <u>0</u>           | y n ? _____              | y n ? _____              | y n ? _____              | y n ? _____              |
| Increasing leaf size            | y n ? _____              | y n ? _____              | y n ? _____              | y n ? _____              | y n ? _____              |
| Colored leaves                  | y n ? _____              | y n ? _____              | y n ? _____              | y n ? _____              | y n ? _____              |
| Falling leaves                  | y n ? _____              | y n ? _____              | y n ? _____              | y n ? _____              | y n ? _____              |
| Flowers                         | y n ? _____              | y n ? _____              | y n ? _____              | y n ? _____              | y n ? _____              |
| Open flowers                    | y n ? _____              | y n ? _____              | y n ? _____              | y n ? _____              | y n ? _____              |
| Pollen release                  | y n ? _____              | y n ? _____              | y n ? _____              | y n ? _____              | y n ? _____              |
| Fruits                          | y n ? _____              | y n ? _____              | y n ? _____              | y n ? _____              | y n ? _____              |
| Ripe fruits                     | y n ? _____              | y n ? _____              | y n ? _____              | y n ? _____              | y n ? _____              |
| Recent fruit drop               | y n ? _____              | y n ? _____              | y n ? _____              | y n ? _____              | y n ? _____              |
| Check when data entered online: | <input type="checkbox"/> | <input type="checkbox"/> | <input type="checkbox"/> | <input type="checkbox"/> | <input type="checkbox"/> |
| <b>Comments:</b>                |                          |                          |                          |                          |                          |



| Do you see...?                  | Date: 3/1/2011           | Date:                    | Date:                    | Date:                    | Date:                    |
|---------------------------------|--------------------------|--------------------------|--------------------------|--------------------------|--------------------------|
| Breaking leaf buds              | y n ? <u>&gt;10</u>      | y n ? _____              | y n ? _____              | y n ? _____              | y n ? _____              |
| Leaves                          | y n ? _____              | y n ? _____              | y n ? _____              | y n ? _____              | y n ? _____              |
| Increasing leaf size            | y n ? _____              | y n ? _____              | y n ? _____              | y n ? _____              | y n ? _____              |
| Colored leaves                  | y n ? _____              | y n ? _____              | y n ? _____              | y n ? _____              | y n ? _____              |
| Falling leaves                  | y n ? _____              | y n ? _____              | y n ? _____              | y n ? _____              | y n ? _____              |
| Flowers                         | y n ? _____              | y n ? _____              | y n ? _____              | y n ? _____              | y n ? _____              |
| Open flowers                    | y n ? _____              | y n ? _____              | y n ? _____              | y n ? _____              | y n ? _____              |
| Pollen release                  | y n ? _____              | y n ? _____              | y n ? _____              | y n ? _____              | y n ? _____              |
| Fruits                          | y n ? _____              | y n ? _____              | y n ? _____              | y n ? _____              | y n ? _____              |
| Ripe fruits                     | y n ? _____              | y n ? _____              | y n ? _____              | y n ? _____              | y n ? _____              |
| Recent fruit drop               | y n ? _____              | y n ? _____              | y n ? _____              | y n ? _____              | y n ? _____              |
| Check when data entered online: | <input type="checkbox"/> | <input type="checkbox"/> | <input type="checkbox"/> | <input type="checkbox"/> | <input type="checkbox"/> |
| <b>Comments:</b>                |                          |                          |                          |                          |                          |

# A quick example: Red maple



## Flowers

One or more fresh flowers or flower heads (inflorescences) are visible on the plant. Flower heads include many small flowers that usually do not open all at once. Do not include wilted or dried flowers that remain on the plant, or heads whose flowers have all wilted or dried.

How many fresh flowers or flower heads are present?

*Less than 3*

*3 to 10*

*More than 10*

## Open flowers

One or more open fresh flowers are visible on the plant. Flowers are considered "open" when the reproductive parts (male stamens or female pistils) are visible between unfolded or open flower parts. Do not include wilted or dried flowers that remain on the plant.

How many fresh flowers are open?

*Less than 3*

*3 to 10*

*More than 10*

*Peak flower: The plant has a large number of flowers and one half (50%) or more are open and still fresh.*

## Pollen release

One or more flowers on the plant release pollen when gently shaken or blown.

How many flowers release pollen?

*Less than 3*

*3 to 10*

*More than 10*

*Peak pollen: The plant has a large number of flowers and one half (50%) or more release pollen.*



| Do you see...?                  | Date: 3/1/2011           | Date:                    | Date:                    | Date:                    | Date:                    |
|---------------------------------|--------------------------|--------------------------|--------------------------|--------------------------|--------------------------|
| Breaking leaf buds              | y n ? <u>&gt;10</u>      | y n ? _____              | y n ? _____              | y n ? _____              | y n ? _____              |
| Leaves                          | y n ? _____              | y n ? _____              | y n ? _____              | y n ? _____              | y n ? _____              |
| Increasing leaf size            | y n ? _____              | y n ? _____              | y n ? _____              | y n ? _____              | y n ? _____              |
| Colored leaves                  | y n ? _____              | y n ? _____              | y n ? _____              | y n ? _____              | y n ? _____              |
| Falling leaves                  | y n ? _____              | y n ? _____              | y n ? _____              | y n ? _____              | y n ? _____              |
| Flowers                         | y n ? <u>&gt;10</u>      | y n ? _____              | y n ? _____              | y n ? _____              | y n ? _____              |
| Open flowers                    | y n ? <u>P</u>           | y n ? _____              | y n ? _____              | y n ? _____              | y n ? _____              |
| Pollen release                  | y n ? _____              | y n ? _____              | y n ? _____              | y n ? _____              | y n ? _____              |
| Fruits                          | y n ? _____              | y n ? _____              | y n ? _____              | y n ? _____              | y n ? _____              |
| Ripe fruits                     | y n ? _____              | y n ? _____              | y n ? _____              | y n ? _____              | y n ? _____              |
| Recent fruit drop               | y n ? _____              | y n ? _____              | y n ? _____              | y n ? _____              | y n ? _____              |
| Check when data entered online: | <input type="checkbox"/> | <input type="checkbox"/> | <input type="checkbox"/> | <input type="checkbox"/> | <input type="checkbox"/> |
| <b>Comments:</b>                |                          |                          |                          |                          |                          |



### Flowers

One or more fresh flowers or flower heads (inflorescences) are visible on the plant. Flower heads include many small flowers that usually do not open all at once. Do not include wilted or dried flowers that remain on the plant, or heads whose flowers have all wilted or dried.

How many fresh flowers or flower heads are present?

*Less than 3*

*3 to 10*

*More than 10*

### Open flowers

One or more open fresh flowers are visible on the plant. Flowers are considered "open" when the reproductive parts (male stamens or female pistils) are visible between unfolded or open flower parts. Do not include wilted or dried flowers that remain on the plant.

How many fresh flowers are open?

*Less than 3*

*3 to 10*

*More than 10*

*Peak flower: The plant has a large number of flowers and one half (50%) or more are open and still fresh.*

### Pollen release

One or more flowers on the plant release pollen when gently shaken or blown.

How many flowers release pollen?

*Less than 3*

*3 to 10*

*More than 10*

*Peak pollen: The plant has a large number of flowers and one half (50%) or more release pollen.*



| Do you see...?                  | Date: 3/1/2011           | Date:                    | Date:                    | Date:                    | Date:                    |
|---------------------------------|--------------------------|--------------------------|--------------------------|--------------------------|--------------------------|
| Breaking leaf buds              | y n ? <u>&gt;10</u>      | y n ? _____              | y n ? _____              | y n ? _____              | y n ? _____              |
| Leaves                          | y n ? _____              | y n ? _____              | y n ? _____              | y n ? _____              | y n ? _____              |
| Increasing leaf size            | y n ? _____              | y n ? _____              | y n ? _____              | y n ? _____              | y n ? _____              |
| Colored leaves                  | y n ? _____              | y n ? _____              | y n ? _____              | y n ? _____              | y n ? _____              |
| Falling leaves                  | y n ? _____              | y n ? _____              | y n ? _____              | y n ? _____              | y n ? _____              |
| Flowers                         | y n ? <u>&gt;10</u>      | y n ? _____              | y n ? _____              | y n ? _____              | y n ? _____              |
| Open flowers                    | y n ? <u>P</u>           | y n ? _____              | y n ? _____              | y n ? _____              | y n ? _____              |
| Pollen release                  | y n ? <u>P</u>           | y n ? _____              | y n ? _____              | y n ? _____              | y n ? _____              |
| Fruits                          | y n ? _____              | y n ? _____              | y n ? _____              | y n ? _____              | y n ? _____              |
| Ripe fruits                     | y n ? _____              | y n ? _____              | y n ? _____              | y n ? _____              | y n ? _____              |
| Recent fruit drop               | y n ? _____              | y n ? _____              | y n ? _____              | y n ? _____              | y n ? _____              |
| Check when data entered online: | <input type="checkbox"/> | <input type="checkbox"/> | <input type="checkbox"/> | <input type="checkbox"/> | <input type="checkbox"/> |
| <b>Comments:</b>                |                          |                          |                          |                          |                          |

# A quick example: Red maple



## Fruits

### *Do you see...?*

#### **Fruits**

One or more fresh fruits are visible on the plant.

How many fresh fruits are present?

*Less than 3*

*3 to 10*

*More than 10*

#### **Ripe fruits**

One or more ripe fruits are visible on the plant.

How many fruits are ripe?

*Less than 3*

*3 to 10*

*More than 10*

#### **Recent fruit drop**

One or more fresh mature fruits or seeds have dropped or been removed from the plant since your last visit. Do not include obviously immature fruits that have dropped before ripening, such as in a heavy rain or wind.

How many mature fruits have dropped?

*Less than 3*

*3 to 10*

*More than 10*

[More...](#)



| Do you see...?                  | Date: 3/1/2011           | Date:                    | Date:                    | Date:                    | Date:                    |
|---------------------------------|--------------------------|--------------------------|--------------------------|--------------------------|--------------------------|
| Breaking leaf buds              | y n ? <u>&gt;10</u>      | y n ? _____              | y n ? _____              | y n ? _____              | y n ? _____              |
| Leaves                          | y n ? _____              | y n ? _____              | y n ? _____              | y n ? _____              | y n ? _____              |
| Increasing leaf size            | y n ? _____              | y n ? _____              | y n ? _____              | y n ? _____              | y n ? _____              |
| Colored leaves                  | y n ? _____              | y n ? _____              | y n ? _____              | y n ? _____              | y n ? _____              |
| Falling leaves                  | y n ? _____              | y n ? _____              | y n ? _____              | y n ? _____              | y n ? _____              |
| Flowers                         | y n ? <u>&gt;10</u>      | y n ? _____              | y n ? _____              | y n ? _____              | y n ? _____              |
| Open flowers                    | y n ? <u>P</u>           | y n ? _____              | y n ? _____              | y n ? _____              | y n ? _____              |
| Pollen release                  | y n ? <u>P</u>           | y n ? _____              | y n ? _____              | y n ? _____              | y n ? _____              |
| Fruits                          | y n ? _____              | y n ? _____              | y n ? _____              | y n ? _____              | y n ? _____              |
| Ripe fruits                     | y n ? _____              | y n ? _____              | y n ? _____              | y n ? _____              | y n ? _____              |
| Recent fruit drop               | y n ? _____              | y n ? _____              | y n ? _____              | y n ? _____              | y n ? _____              |
| Check when data entered online: | <input type="checkbox"/> | <input type="checkbox"/> | <input type="checkbox"/> | <input type="checkbox"/> | <input type="checkbox"/> |
| <b>Comments:</b>                |                          |                          |                          |                          |                          |

## Cover Sheet

### Directions:

On this Cover Sheet, please report information to describe each day you visit the site. On the Animal Checklist, please list the species of animals you are looking for at the site and record whether or not you saw or heard that species on each visit. On the Plant and Animal Phenophase Datasheets, please record the phenophases you observed on each visit for your individual plants and your animal species.

Below, please fill in the date of your site visit in the first row. Then, estimate your contribution of time to the project for that date, separating the time it took you to travel to the site and the time you spent making observations on plants and animals once you arrived at the site. If you are observing animals, report the time you specifically spent searching for animals and circle the appropriate letter for your observation method:

- w – walking: a single pass or transect through your site
- s – stationary: standing or sitting at a single point
- a – area search: multiple passes through your site

If there is snow on the ground or in the canopy (treetops), please make a note of it in the third section and estimate the percent of the ground at your site that the snow is covering. After each visit, please enter the information from these datasheets online.



Site: \_\_\_\_\_  
Year: \_\_\_\_\_  
Observer: \_\_\_\_\_

|   | Date:                    | Date:                    | Date:                    | Date:                    | Date:                    | Date:                    | Date:                    | Date:                    | Date:                    | Date:                    | Date:                    | Date:                    | Date:                    | Date:                    | Date:                    |
|---|--------------------------|--------------------------|--------------------------|--------------------------|--------------------------|--------------------------|--------------------------|--------------------------|--------------------------|--------------------------|--------------------------|--------------------------|--------------------------|--------------------------|--------------------------|
| <b>Report your contribution of time</b>       |                          |                          |                          |                          |                          |                          |                          |                          |                          |                          |                          |                          |                          |                          |                          |
| Time spent observing                          | hr<br>min                | hr<br>min                | hr<br>min                | hr<br>min                | hr<br>min                | hr<br>min                | hr<br>min                | hr<br>min                | hr<br>min                | hr<br>min                | hr<br>min                | hr<br>min                | hr<br>min                | hr<br>min                | hr<br>min                |
| Time spent in travel                          | hr<br>min                | hr<br>min                | hr<br>min                | hr<br>min                | hr<br>min                | hr<br>min                | hr<br>min                | hr<br>min                | hr<br>min                | hr<br>min                | hr<br>min                | hr<br>min                | hr<br>min                | hr<br>min                | hr<br>min                |
| <b>Report your animal observation methods</b> |                          |                          |                          |                          |                          |                          |                          |                          |                          |                          |                          |                          |                          |                          |                          |
| Time spent looking for animals                | hr<br>min                | hr<br>min                | hr<br>min                | hr<br>min                | hr<br>min                | hr<br>min                | hr<br>min                | hr<br>min                | hr<br>min                | hr<br>min                | hr<br>min                | hr<br>min                | hr<br>min                | hr<br>min                | hr<br>min                |
| Animal survey method                          | w s a                    | w s a                    | w s a                    | w s a                    | w s a                    | w s a                    | w s a                    | w s a                    | w s a                    | w s a                    | w s a                    | w s a                    | w s a                    | w s a                    | w s a                    |
| <b>Report on snow</b>                         |                          |                          |                          |                          |                          |                          |                          |                          |                          |                          |                          |                          |                          |                          |                          |
| Is there snow on the ground?                  | y n ?                    | y n ?                    | y n ?                    | y n ?                    | y n ?                    | y n ?                    | y n ?                    | y n ?                    | y n ?                    | y n ?                    | y n ?                    | y n ?                    | y n ?                    | y n ?                    | y n ?                    |
| % of ground covered                           |                          |                          |                          |                          |                          |                          |                          |                          |                          |                          |                          |                          |                          |                          |                          |
| Is there snow in the canopy?                  | y n ?                    | y n ?                    | y n ?                    | y n ?                    | y n ?                    | y n ?                    | y n ?                    | y n ?                    | y n ?                    | y n ?                    | y n ?                    | y n ?                    | y n ?                    | y n ?                    | y n ?                    |
| Check when data entered online:               | <input type="checkbox"/> | <input type="checkbox"/> | <input type="checkbox"/> | <input type="checkbox"/> | <input type="checkbox"/> | <input type="checkbox"/> | <input type="checkbox"/> | <input type="checkbox"/> | <input type="checkbox"/> | <input type="checkbox"/> | <input type="checkbox"/> | <input type="checkbox"/> | <input type="checkbox"/> | <input type="checkbox"/> | <input type="checkbox"/> |
| Comments:                                     |                          |                          |                          |                          |                          |                          |                          |                          |                          |                          |                          |                          |                          |                          |                          |





Observe Plants & Animals

Rescue Historical Data

Share Existing Data

Join Email List

Partner your Organization

Learn About Other Efforts



## Making observations

### How do I print and use the datasheet packet?

Whenever you click "Create Datasheet (PDF)" or "Create All Datasheets (PDF)" from your [Nature's Notebook Home](#) page, a pdf file with a datasheet packet will be downloaded (or you will be prompted to download it) on your computer. You can then print all or a selection of the datasheets to use for recording your observations in the field. To start out with, we recommend you choose "Create All Datasheets (PDF)" and print the entire packet for your site. The packet includes a Cover Sheet, an Animal Checklist (if you have added animals to your checklist), a Plant Phenophase Datasheet for each individual plant you are observing, and an Animal Phenophase Datasheet for each species of animal you are observing. The purpose of the Cover Sheet is to report information to describe each day you visit the site. The Animal Checklist (if you are observing animals) provides a quick summary of the animal species seen or heard at your site on each date. The subsequent individual plant and animal Phenophase Datasheets are for tracking your phenophase observations for each animal species or each individual plant.

- On the **Cover Sheet**, please record the amount of time you contribute to this project each day in travel to your site and in making observations. Also please record the time you spent specifically looking for animals that day (if you are observing animals), and the method you used to search for them (see instructions on the Cover Sheet). If there is snow at your site, please report whether it is visible on the ground and/or in the canopy (treetops), and estimate the percent of ground it covers. (See also [How should I answer the various 'Time spent' questions?](#))
- On the **Animal Checklist**, please list the species of animals you are looking for at the site, and for each day you visit your site, check the box if you saw or heard that species or if you were unsure whether you saw or heard that species. If you did not see or hear the species, do not check the box.
- On each of the **Plant and Animal Phenophase Datasheets**, please fill out a column for each visit and indicate whether or not you saw or heard each of the phenophases. For Animal Phenophase Datasheets, you do not need to fill out a column for dates that you **did not** see or hear that species, and thus **did not** check the box on the Animal Checklist.

As you fill up and need new datasheets for each plant and animal, you can generate them individually by selecting the plant or animal in the "My Plants & Animals" window in your [Nature's Notebook Home](#) page and clicking on "Create Datasheet (PDF)" under the "Details for this Organism" window. A new datasheet is generated each time, but you may not need to print extras of those if you have already printed a previous plant or animal. You can also click these links to download a

Cover Sheet

# Cover Sheet

## Cover Sheet

**Directions:**

On this Cover Sheet, please report information to describe each day you visit the site. On the Animal Checklist, please list the species of animals you are looking for at the site and record whether or not you saw or heard that species on each visit. On the Plant and Animal Phenophase Datasheets, please record the phenophases you observed on each visit for your individual plants and your animal species.

Below, please fill in the date of your site visit in the first row. Then, estimate your contribution of time to the project for that date, separating the time it took you to travel to the site and the time you spent making observations on plants and animals once you arrived at the site. If you are observing animals, report the time you specifically spent searching for animals and circle the appropriate letter for your observation method:

- w – walking: a single pass or transect through your site
- s – stationary: standing or sitting at a single point
- a – area search: multiple passes through your site

If there is snow on the ground or in the canopy (treetops), please make a note of it in the third section and estimate the percent of the ground at your site that the snow is covering. After each visit, please enter the information from these datasheets online.



Site: \_\_\_\_\_  
Year: \_\_\_\_\_  
Observer: \_\_\_\_\_

|   | Date:                    | Date:                    | Date:                    | Date:                    | Date:                    | Date:                    | Date:                    | Date:                    | Date:                    | Date:                    | Date:                    | Date:                    | Date:                    | Date:                    | Date:                    |
|---|--------------------------|--------------------------|--------------------------|--------------------------|--------------------------|--------------------------|--------------------------|--------------------------|--------------------------|--------------------------|--------------------------|--------------------------|--------------------------|--------------------------|--------------------------|
| <b>Report your contribution of time</b>       |                          |                          |                          |                          |                          |                          |                          |                          |                          |                          |                          |                          |                          |                          |                          |
| Time spent observing                          | hr<br>min                | hr<br>min                | hr<br>min                | hr<br>min                | hr<br>min                | hr<br>min                | hr<br>min                | hr<br>min                | hr<br>min                | hr<br>min                | hr<br>min                | hr<br>min                | hr<br>min                | hr<br>min                | hr<br>min                |
| Time spent in travel                          | hr<br>min                | hr<br>min                | hr<br>min                | hr<br>min                | hr<br>min                | hr<br>min                | hr<br>min                | hr<br>min                | hr<br>min                | hr<br>min                | hr<br>min                | hr<br>min                | hr<br>min                | hr<br>min                | hr<br>min                |
| <b>Report your animal observation methods</b> |                          |                          |                          |                          |                          |                          |                          |                          |                          |                          |                          |                          |                          |                          |                          |
| Time spent looking for animals                | hr<br>min                | hr<br>min                | hr<br>min                | hr<br>min                | hr<br>min                | hr<br>min                | hr<br>min                | hr<br>min                | hr<br>min                | hr<br>min                | hr<br>min                | hr<br>min                | hr<br>min                | hr<br>min                | hr<br>min                |
| Animal survey method                          | w s a                    | w s a                    | w s a                    | w s a                    | w s a                    | w s a                    | w s a                    | w s a                    | w s a                    | w s a                    | w s a                    | w s a                    | w s a                    | w s a                    | w s a                    |
| <b>Report on snow</b>                         |                          |                          |                          |                          |                          |                          |                          |                          |                          |                          |                          |                          |                          |                          |                          |
| Is there snow on the ground?                  | y n ?                    | y n ?                    | y n ?                    | y n ?                    | y n ?                    | y n ?                    | y n ?                    | y n ?                    | y n ?                    | y n ?                    | y n ?                    | y n ?                    | y n ?                    | y n ?                    | y n ?                    |
| % of ground covered                           |                          |                          |                          |                          |                          |                          |                          |                          |                          |                          |                          |                          |                          |                          |                          |
| Is there snow in the canopy?                  | y n ?                    | y n ?                    | y n ?                    | y n ?                    | y n ?                    | y n ?                    | y n ?                    | y n ?                    | y n ?                    | y n ?                    | y n ?                    | y n ?                    | y n ?                    | y n ?                    | y n ?                    |
| Check when data entered online:               | <input type="checkbox"/> | <input type="checkbox"/> | <input type="checkbox"/> | <input type="checkbox"/> | <input type="checkbox"/> | <input type="checkbox"/> | <input type="checkbox"/> | <input type="checkbox"/> | <input type="checkbox"/> | <input type="checkbox"/> | <input type="checkbox"/> | <input type="checkbox"/> | <input type="checkbox"/> | <input type="checkbox"/> | <input type="checkbox"/> |
| <b>Comments:</b>                              |                          |                          |                          |                          |                          |                          |                          |                          |                          |                          |                          |                          |                          |                          |                          |



## Cover Sheet

### Directions:

On this Cover Sheet, please report information to describe each day you visit the site. On the Animal Checklist, please list the species of animals you are looking for at the site and record whether or not you saw or heard that species on each visit. On the Plant and Animal Phenophase Datasheets, please record the phenophases you observed on each visit for your individual plants and your animal species.

Below, please fill in the date of your site visit in the first row. Then, estimate your contribution of time to the project for that date, separating the time it took you to travel to the site and the time you spent making observations on plants and animals once you arrived at the site. If you are observing animals, report the time you specifically spent searching for animals and circle the appropriate letter for your observation method:

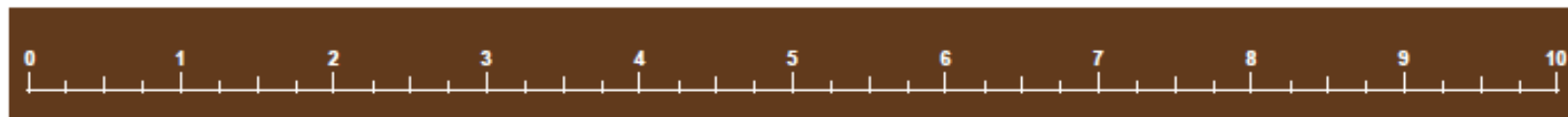
- w – walking: a single pass or transect through your site
- s – stationary: standing or sitting at a single point
- a – area search: multiple passes through your site

If there is snow on the ground or in the canopy (treetops), please make a note of it in the third section and estimate the percent of the ground at your site that the snow is covering. After each visit, please enter the information from these datasheets online.



Site: \_\_\_\_\_  
Year: \_\_\_\_\_  
Observer: \_\_\_\_\_

|   | Date:                    | Date:                    | Date:                    | Date:                    | Date:                    | Date:                    | Date:                    | Date:                    | Date:                    | Date:                    | Date:                    | Date:                    | Date:                    | Date:                    | Date:                    |
|---|--------------------------|--------------------------|--------------------------|--------------------------|--------------------------|--------------------------|--------------------------|--------------------------|--------------------------|--------------------------|--------------------------|--------------------------|--------------------------|--------------------------|--------------------------|
| <b>Report your contribution of time</b>       |                          |                          |                          |                          |                          |                          |                          |                          |                          |                          |                          |                          |                          |                          |                          |
| Time spent observing                          | hr<br>min                | hr<br>min                | hr<br>min                | hr<br>min                | hr<br>min                | hr<br>min                | hr<br>min                | hr<br>min                | hr<br>min                | hr<br>min                | hr<br>min                | hr<br>min                | hr<br>min                | hr<br>min                | hr<br>min                |
| Time spent in travel                          | hr<br>min                | hr<br>min                | hr<br>min                | hr<br>min                | hr<br>min                | hr<br>min                | hr<br>min                | hr<br>min                | hr<br>min                | hr<br>min                | hr<br>min                | hr<br>min                | hr<br>min                | hr<br>min                | hr<br>min                |
| <b>Report your animal observation methods</b> |                          |                          |                          |                          |                          |                          |                          |                          |                          |                          |                          |                          |                          |                          |                          |
| Time spent looking for animals                | hr<br>min                | hr<br>min                | hr<br>min                | hr<br>min                | hr<br>min                | hr<br>min                | hr<br>min                | hr<br>min                | hr<br>min                | hr<br>min                | hr<br>min                | hr<br>min                | hr<br>min                | hr<br>min                | hr<br>min                |
| Animal survey method                          | w s a                    | w s a                    | w s a                    | w s a                    | w s a                    | w s a                    | w s a                    | w s a                    | w s a                    | w s a                    | w s a                    | w s a                    | w s a                    | w s a                    | w s a                    |
| <b>Report on snow</b>                         |                          |                          |                          |                          |                          |                          |                          |                          |                          |                          |                          |                          |                          |                          |                          |
| Is there snow on the ground?                  | y n ?                    | y n ?                    | y n ?                    | y n ?                    | y n ?                    | y n ?                    | y n ?                    | y n ?                    | y n ?                    | y n ?                    | y n ?                    | y n ?                    | y n ?                    | y n ?                    | y n ?                    |
| % of ground covered                           |                          |                          |                          |                          |                          |                          |                          |                          |                          |                          |                          |                          |                          |                          |                          |
| Is there snow in the canopy?                  | y n ?                    | y n ?                    | y n ?                    | y n ?                    | y n ?                    | y n ?                    | y n ?                    | y n ?                    | y n ?                    | y n ?                    | y n ?                    | y n ?                    | y n ?                    | y n ?                    | y n ?                    |
| Check when data entered online:               | <input type="checkbox"/> | <input type="checkbox"/> | <input type="checkbox"/> | <input type="checkbox"/> | <input type="checkbox"/> | <input type="checkbox"/> | <input type="checkbox"/> | <input type="checkbox"/> | <input type="checkbox"/> | <input type="checkbox"/> | <input type="checkbox"/> | <input type="checkbox"/> | <input type="checkbox"/> | <input type="checkbox"/> | <input type="checkbox"/> |
| Comments:                                     |                          |                          |                          |                          |                          |                          |                          |                          |                          |                          |                          |                          |                          |                          |                          |





## Cover Sheet

### Directions:

On this Cover Sheet, please report information to describe each day you visit the site. On the Animal Checklist, please list the species of animals you are looking for at the site and record whether or not you saw or heard that species on each visit. On the Plant and Animal Phenophase Datasheets, please record the phenophases you observed on each visit for your individual plants and your animal species.

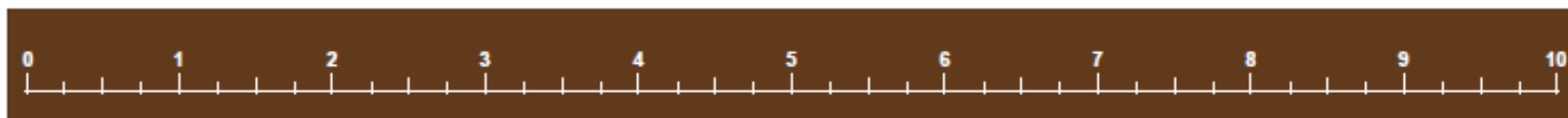
Below, please fill in the date of your site visit in the first row. Then, estimate your contribution of time to the project for that date, separating the time it took you to travel to the site and the time you spent making observations on plants and animals once you arrived at the site. If you are observing animals, report the time you specifically spent searching for animals and circle the appropriate letter for your observation method:

- w – walking: a single pass or transect through your site
- s – stationary: standing or sitting at a single point
- a – area search: multiple passes through your site

If there is snow on the ground or in the canopy (treetops), please make a note of it in the third section and estimate the percent of the ground at your site that the snow is covering. After each visit, please enter the information from these datasheets online.

Site: \_\_\_\_\_  
Year: \_\_\_\_\_  
Observer: \_\_\_\_\_

|   | Date:                    | Date:                    | Date:                    | Date:                    | Date:                    | Date:                    | Date:                    | Date:                    | Date:                    | Date:                    | Date:                    | Date:                    | Date:                    | Date:                    | Date:                    |
|---|--------------------------|--------------------------|--------------------------|--------------------------|--------------------------|--------------------------|--------------------------|--------------------------|--------------------------|--------------------------|--------------------------|--------------------------|--------------------------|--------------------------|--------------------------|
| <b>Report your contribution of time</b>       |                          |                          |                          |                          |                          |                          |                          |                          |                          |                          |                          |                          |                          |                          |                          |
| Time spent observing                          | hr<br>min                | hr<br>min                | hr<br>min                | hr<br>min                | hr<br>min                | hr<br>min                | hr<br>min                | hr<br>min                | hr<br>min                | hr<br>min                | hr<br>min                | hr<br>min                | hr<br>min                | hr<br>min                | hr<br>min                |
| Time spent in travel                          | hr<br>min                | hr<br>min                | hr<br>min                | hr<br>min                | hr<br>min                | hr<br>min                | hr<br>min                | hr<br>min                | hr<br>min                | hr<br>min                | hr<br>min                | hr<br>min                | hr<br>min                | hr<br>min                | hr<br>min                |
| <b>Report your animal observation methods</b> |                          |                          |                          |                          |                          |                          |                          |                          |                          |                          |                          |                          |                          |                          |                          |
| Time spent looking for animals                | hr<br>min                | hr<br>min                | hr<br>min                | hr<br>min                | hr<br>min                | hr<br>min                | hr<br>min                | hr<br>min                | hr<br>min                | hr<br>min                | hr<br>min                | hr<br>min                | hr<br>min                | hr<br>min                | hr<br>min                |
| Animal survey method                          | w s a                    | w s a                    | w s a                    | w s a                    | w s a                    | w s a                    | w s a                    | w s a                    | w s a                    | w s a                    | w s a                    | w s a                    | w s a                    | w s a                    | w s a                    |
| <b>Report on snow</b>                         |                          |                          |                          |                          |                          |                          |                          |                          |                          |                          |                          |                          |                          |                          |                          |
| Is there snow on the ground?                  | y n ?                    | y n ?                    | y n ?                    | y n ?                    | y n ?                    | y n ?                    | y n ?                    | y n ?                    | y n ?                    | y n ?                    | y n ?                    | y n ?                    | y n ?                    | y n ?                    | y n ?                    |
| % of ground covered                           |                          |                          |                          |                          |                          |                          |                          |                          |                          |                          |                          |                          |                          |                          |                          |
| Is there snow in the canopy?                  | y n ?                    | y n ?                    | y n ?                    | y n ?                    | y n ?                    | y n ?                    | y n ?                    | y n ?                    | y n ?                    | y n ?                    | y n ?                    | y n ?                    | y n ?                    | y n ?                    | y n ?                    |
| Check when data entered online:               | <input type="checkbox"/> | <input type="checkbox"/> | <input type="checkbox"/> | <input type="checkbox"/> | <input type="checkbox"/> | <input type="checkbox"/> | <input type="checkbox"/> | <input type="checkbox"/> | <input type="checkbox"/> | <input type="checkbox"/> | <input type="checkbox"/> | <input type="checkbox"/> | <input type="checkbox"/> | <input type="checkbox"/> | <input type="checkbox"/> |
| Comments:                                     |                          |                          |                          |                          |                          |                          |                          |                          |                          |                          |                          |                          |                          |                          |                          |





## Cover Sheet

### Directions:

On this Cover Sheet, please report information to describe each day you visit the site. On the Animal Checklist, please list the species of animals you are looking for at the site and record whether or not you saw or heard that species on each visit. On the Plant and Animal Phenophase Datasheets, please record the phenophases you observed on each visit for your individual plants and your animal species.

Below, please fill in the date of your site visit in the first row. Then, estimate your contribution of time to the project for that date, separating the time it took you to travel to the site and the time you spent making observations on plants and animals once you arrived at the site. If you are observing animals, report the time you specifically spent searching for animals and circle the appropriate letter for your observation method:

- w – walking: a single pass or transect through your site
- s – stationary: standing or sitting at a single point
- a – area search: multiple passes through your site

If there is snow on the ground or in the canopy (treetops), please make a note of it in the third section and estimate the percent of the ground at your site that the snow is covering. After each visit, please enter the information from these datasheets online.


Site: \_\_\_\_\_

Year: \_\_\_\_\_

Observer: \_\_\_\_\_

|   | Date:                    | Date:                    | Date:                    | Date:                    | Date:                    | Date:                    | Date:                    | Date:                    | Date:                    | Date:                    | Date:                    | Date:                    | Date:                    | Date:                    | Date:                    |
|---|--------------------------|--------------------------|--------------------------|--------------------------|--------------------------|--------------------------|--------------------------|--------------------------|--------------------------|--------------------------|--------------------------|--------------------------|--------------------------|--------------------------|--------------------------|
| <b>Report your contribution of time</b>       |                          |                          |                          |                          |                          |                          |                          |                          |                          |                          |                          |                          |                          |                          |                          |
| Time spent observing                          | hr<br>min                | hr<br>min                | hr<br>min                | hr<br>min                | hr<br>min                | hr<br>min                | hr<br>min                | hr<br>min                | hr<br>min                | hr<br>min                | hr<br>min                | hr<br>min                | hr<br>min                | hr<br>min                | hr<br>min                |
| Time spent in travel                          | hr<br>min                | hr<br>min                | hr<br>min                | hr<br>min                | hr<br>min                | hr<br>min                | hr<br>min                | hr<br>min                | hr<br>min                | hr<br>min                | hr<br>min                | hr<br>min                | hr<br>min                | hr<br>min                | hr<br>min                |
| <b>Report your animal observation methods</b> |                          |                          |                          |                          |                          |                          |                          |                          |                          |                          |                          |                          |                          |                          |                          |
| Time spent looking for animals                | hr<br>min                | hr<br>min                | hr<br>min                | hr<br>min                | hr<br>min                | hr<br>min                | hr<br>min                | hr<br>min                | hr<br>min                | hr<br>min                | hr<br>min                | hr<br>min                | hr<br>min                | hr<br>min                | hr<br>min                |
| Animal survey method                          | w s a                    | w s a                    | w s a                    | w s a                    | w s a                    | w s a                    | w s a                    | w s a                    | w s a                    | w s a                    | w s a                    | w s a                    | w s a                    | w s a                    | w s a                    |
| <b>Report on snow</b>                         |                          |                          |                          |                          |                          |                          |                          |                          |                          |                          |                          |                          |                          |                          |                          |
| Is there snow on the ground?                  | y n ?                    | y n ?                    | y n ?                    | y n ?                    | y n ?                    | y n ?                    | y n ?                    | y n ?                    | y n ?                    | y n ?                    | y n ?                    | y n ?                    | y n ?                    | y n ?                    | y n ?                    |
| % of ground covered                           |                          |                          |                          |                          |                          |                          |                          |                          |                          |                          |                          |                          |                          |                          |                          |
| Is there snow in the canopy?                  | y n ?                    | y n ?                    | y n ?                    | y n ?                    | y n ?                    | y n ?                    | y n ?                    | y n ?                    | y n ?                    | y n ?                    | y n ?                    | y n ?                    | y n ?                    | y n ?                    | y n ?                    |
| Check when data entered online:               | <input type="checkbox"/> | <input type="checkbox"/> | <input type="checkbox"/> | <input type="checkbox"/> | <input type="checkbox"/> | <input type="checkbox"/> | <input type="checkbox"/> | <input type="checkbox"/> | <input type="checkbox"/> | <input type="checkbox"/> | <input type="checkbox"/> | <input type="checkbox"/> | <input type="checkbox"/> | <input type="checkbox"/> | <input type="checkbox"/> |
| Comments:                                     |                          |                          |                          |                          |                          |                          |                          |                          |                          |                          |                          |                          |                          |                          |                          |

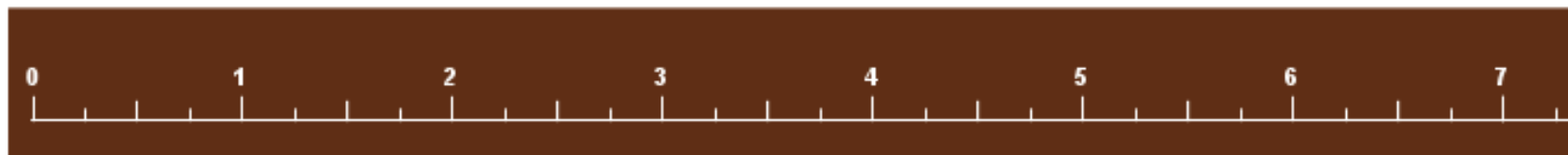


|   |                          |                          |                          |                          |                          |                          |                          |                          |                          |                          |
|---|--------------------------|--------------------------|--------------------------|--------------------------|--------------------------|--------------------------|--------------------------|--------------------------|--------------------------|--------------------------|
|  | Date:                    | Date:                    | Date:                    | Date:                    | Date:                    | Date:                    | Date:                    | Date:                    | Date:                    | Date:                    |
| <b>Report your contribution of time</b>   |                          |                          |                          |                          |                          |                          |                          |                          |                          |                          |
| Time spent observing  | hr<br>min                | hr<br>min                | hr<br>min                | hr<br>min                | hr<br>min                | hr<br>min                | hr<br>min                | hr<br>min                | hr<br>min                | hr<br>min                |
| Time spent in travel  | hr<br>min                | hr<br>min                | hr<br>min                | hr<br>min                | hr<br>min                | hr<br>min                | hr<br>min                | hr<br>min                | hr<br>min                | hr<br>min                |
| <b>Report your animal observation methods</b>                                     |                          |                          |                          |                          |                          |                          |                          |                          |                          |                          |
| Time spent looking for animals  | hr<br>min                | hr<br>min                | hr<br>min                | hr<br>min                | hr<br>min                | hr<br>min                | hr<br>min                | hr<br>min                | hr<br>min                | hr<br>min                |
| Animal survey method  | w s a                    | w s a                    | w s a                    | w s a                    | w s a                    | w s a                    | w s a                    | w s a                    | w s a                    | w s a                    |
| <b>Report on snow</b>   |                          |                          |                          |                          |                          |                          |                          |                          |                          |                          |
| Is there snow on the ground?  | y n ?                    | y n ?                    | y n ?                    | y n ?                    | y n ?                    | y n ?                    | y n ?                    | y n ?                    | y n ?                    | y n ?                    |
| % of ground covered   |                          |                          |                          |                          |                          |                          |                          |                          |                          |                          |
| Is there snow in the canopy?  | y n ?                    | y n ?                    | y n ?                    | y n ?                    | y n ?                    | y n ?                    | y n ?                    | y n ?                    | y n ?                    | y n ?                    |
| Check where data entered online:  | <input type="checkbox"/> | <input type="checkbox"/> | <input type="checkbox"/> | <input type="checkbox"/> | <input type="checkbox"/> | <input type="checkbox"/> | <input type="checkbox"/> | <input type="checkbox"/> | <input type="checkbox"/> | <input type="checkbox"/> |
| <b>Comments:</b>  |                          |                          |                          |                          |                          |                          |                          |                          |                          |                          |

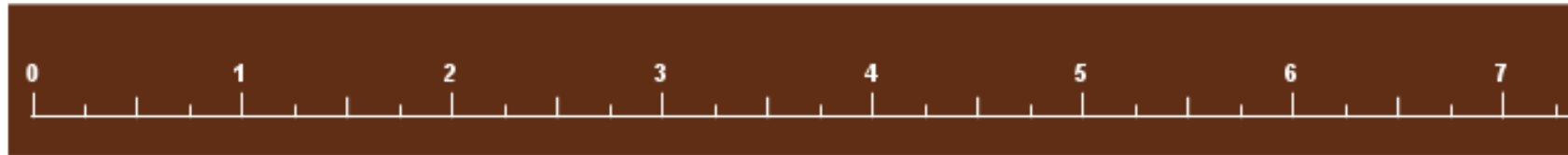




|   |                          |                          |                          |                          |                          |                          |                          |                          |                          |                          |
|---|--------------------------|--------------------------|--------------------------|--------------------------|--------------------------|--------------------------|--------------------------|--------------------------|--------------------------|--------------------------|
|   | Date:                    | Date:                    | Date:                    | Date:                    | Date:                    | Date:                    | Date:                    | Date:                    | Date:                    | Date:                    |
| <b>Report your contribution of time</b>       |                          |                          |                          |                          |                          |                          |                          |                          |                          |                          |
| Time spent observing                          | hr<br>min                | hr<br>min                | hr<br>min                | hr<br>min                | hr<br>min                | hr<br>min                | hr<br>min                | hr<br>min                | hr<br>min                | hr<br>min                |
| Time spent in travel                          | hr<br>min                | hr<br>min                | hr<br>min                | hr<br>min                | hr<br>min                | hr<br>min                | hr<br>min                | hr<br>min                | hr<br>min                | hr<br>min                |
| <b>Report your animal observation methods</b> |                          |                          |                          |                          |                          |                          |                          |                          |                          |                          |
| Time spent looking for animals                | hr<br>min                | hr<br>min                | hr<br>min                | hr<br>min                | hr<br>min                | hr<br>min                | hr<br>min                | hr<br>min                | hr<br>min                | hr<br>min                |
| Animal survey method                          | w s a                    | w s a                    | w s a                    | w s a                    | w s a                    | w s a                    | w s a                    | w s a                    | w s a                    | w s a                    |
| <b>Report on snow</b>                         |                          |                          |                          |                          |                          |                          |                          |                          |                          |                          |
| Is there snow on the ground?                  | y n ?                    | y n ?                    | y n ?                    | y n ?                    | y n ?                    | y n ?                    | y n ?                    | y n ?                    | y n ?                    | y n ?                    |
| % of ground covered                           |                          |                          |                          |                          |                          |                          |                          |                          |                          |                          |
| Is there snow in the canopy?                  | y n ?                    | y n ?                    | y n ?                    | y n ?                    | y n ?                    | y n ?                    | y n ?                    | y n ?                    | y n ?                    | y n ?                    |
| Check when data entered online:               | <input type="checkbox"/> | <input type="checkbox"/> | <input type="checkbox"/> | <input type="checkbox"/> | <input type="checkbox"/> | <input type="checkbox"/> | <input type="checkbox"/> | <input type="checkbox"/> | <input type="checkbox"/> | <input type="checkbox"/> |
| <b>Comments:</b>                              |                          |                          |                          |                          |                          |                          |                          |                          |                          |                          |



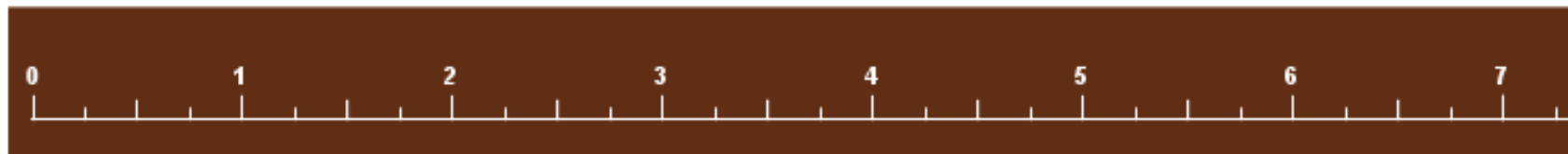
|   |                          |                          |                          |                          |                          |                          |                          |                          |                          |                          |
|---|--------------------------|--------------------------|--------------------------|--------------------------|--------------------------|--------------------------|--------------------------|--------------------------|--------------------------|--------------------------|
|   | Date:                    | Date:                    | Date:                    | Date:                    | Date:                    | Date:                    | Date:                    | Date:                    | Date:                    | Date:                    |
| <b>Report your contribution of time</b>       |                          |                          |                          |                          |                          |                          |                          |                          |                          |                          |
| Time spent observing                          | hr<br>min                | hr<br>min                | hr<br>min                | hr<br>min                | hr<br>min                | hr<br>min                | hr<br>min                | hr<br>min                | hr<br>min                | hr<br>min                |
| Time spent in travel                          | hr<br>min                | hr<br>min                | hr<br>min                | hr<br>min                | hr<br>min                | hr<br>min                | hr<br>min                | hr<br>min                | hr<br>min                | hr<br>min                |
| <b>Report your animal observation methods</b> |                          |                          |                          |                          |                          |                          |                          |                          |                          |                          |
| Time spent looking for animals                | hr<br>min                | hr<br>min                | hr<br>min                | hr<br>min                | hr<br>min                | hr<br>min                | hr<br>min                | hr<br>min                | hr<br>min                | hr<br>min                |
| Animal survey method                          | w s a                    | w s a                    | w s a                    | w s a                    | w s a                    | w s a                    | w s a                    | w s a                    | w s a                    | w s a                    |
| <b>Report on snow</b>                         |                          |                          |                          |                          |                          |                          |                          |                          |                          |                          |
| Is there snow on the ground?                  | y n ?                    | y n ?                    | y n ?                    | y n ?                    | y n ?                    | y n ?                    | y n ?                    | y n ?                    | y n ?                    | y n ?                    |
| % of ground covered                           |                          |                          |                          |                          |                          |                          |                          |                          |                          |                          |
| Is there snow in the canopy?                  | y n ?                    | y n ?                    | y n ?                    | y n ?                    | y n ?                    | y n ?                    | y n ?                    | y n ?                    | y n ?                    | y n ?                    |
| Check where data entered online:              | <input type="checkbox"/> | <input type="checkbox"/> | <input type="checkbox"/> | <input type="checkbox"/> | <input type="checkbox"/> | <input type="checkbox"/> | <input type="checkbox"/> | <input type="checkbox"/> | <input type="checkbox"/> | <input type="checkbox"/> |
| <b>Comments:</b>                              |                          |                          |                          |                          |                          |                          |                          |                          |                          |                          |



|   |                          |                          |                          |                          |                          |                          |                          |                          |                          |                          |
|---|--------------------------|--------------------------|--------------------------|--------------------------|--------------------------|--------------------------|--------------------------|--------------------------|--------------------------|--------------------------|
|   | Date:                    | Date:                    | Date:                    | Date:                    | Date:                    | Date:                    | Date:                    | Date:                    | Date:                    | Date:                    |
| <b>Report your contribution of time</b>       |                          |                          |                          |                          |                          |                          |                          |                          |                          |                          |
| Time spent observing                          | hr<br>min                | hr<br>min                | hr<br>min                | hr<br>min                | hr<br>min                | hr<br>min                | hr<br>min                | hr<br>min                | hr<br>min                | hr<br>min                |
| Time spent in travel                          | hr<br>min                | hr<br>min                | hr<br>min                | hr<br>min                | hr<br>min                | hr<br>min                | hr<br>min                | hr<br>min                | hr<br>min                | hr<br>min                |
| <b>Report your animal observation methods</b> |                          |                          |                          |                          |                          |                          |                          |                          |                          |                          |
| Time spent looking for animals                | hr<br>min                | hr<br>min                | hr<br>min                | hr<br>min                | hr<br>min                | hr<br>min                | hr<br>min                | hr<br>min                | hr<br>min                | hr<br>min                |
| Animal survey method                          | w s a                    | w s a                    | w s a                    | w s a                    | w s a                    | w s a                    | w s a                    | w s a                    | w s a                    | w s a                    |
| <b>Report on snow</b>                         |                          |                          |                          |                          |                          |                          |                          |                          |                          |                          |
| Is there snow on the ground?                  | y n ?                    | y n ?                    | y n ?                    | y n ?                    | y n ?                    | y n ?                    | y n ?                    | y n ?                    | y n ?                    | y n ?                    |
| % of ground covered                           |                          |                          |                          |                          |                          |                          |                          |                          |                          |                          |
| Is there snow in the canopy?                  | y n ?                    | y n ?                    | y n ?                    | y n ?                    | y n ?                    | y n ?                    | y n ?                    | y n ?                    | y n ?                    | y n ?                    |
| Check where data entered online:              | <input type="checkbox"/> | <input type="checkbox"/> | <input type="checkbox"/> | <input type="checkbox"/> | <input type="checkbox"/> | <input type="checkbox"/> | <input type="checkbox"/> | <input type="checkbox"/> | <input type="checkbox"/> | <input type="checkbox"/> |
| <b>Comments:</b>                              |                          |                          |                          |                          |                          |                          |                          |                          |                          |                          |



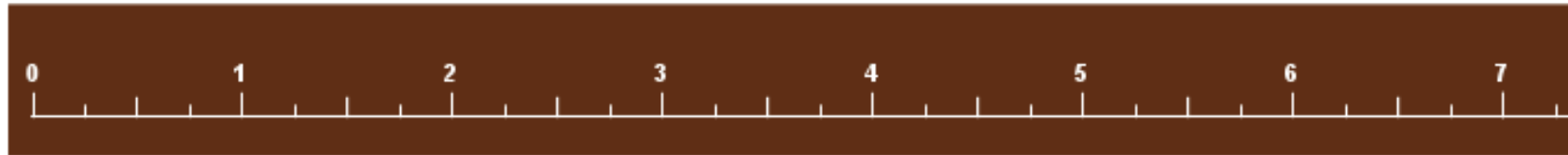
|   |                          |                          |                          |                          |                          |                          |                          |                          |                          |                          |
|---|--------------------------|--------------------------|--------------------------|--------------------------|--------------------------|--------------------------|--------------------------|--------------------------|--------------------------|--------------------------|
|   | Date:                    | Date:                    | Date:                    | Date:                    | Date:                    | Date:                    | Date:                    | Date:                    | Date:                    | Date:                    |
| <b>Report your contribution of time</b>       |                          |                          |                          |                          |                          |                          |                          |                          |                          |                          |
| Time spent observing                          | hr<br>min                | hr<br>min                | hr<br>min                | hr<br>min                | hr<br>min                | hr<br>min                | hr<br>min                | hr<br>min                | hr<br>min                | hr<br>min                |
| Time spent in travel                          | hr<br>min                | hr<br>min                | hr<br>min                | hr<br>min                | hr<br>min                | hr<br>min                | hr<br>min                | hr<br>min                | hr<br>min                | hr<br>min                |
| <b>Report your animal observation methods</b> |                          |                          |                          |                          |                          |                          |                          |                          |                          |                          |
| Time spent looking for animals                | hr<br>min                | hr<br>min                | hr<br>min                | hr<br>min                | hr<br>min                | hr<br>min                | hr<br>min                | hr<br>min                | hr<br>min                | hr<br>min                |
| Animal survey method                          | w s a                    | w s a                    | w s a                    | w s a                    | w s a                    | w s a                    | w s a                    | w s a                    | w s a                    | w s a                    |
| <b>Report on snow</b>                         |                          |                          |                          |                          |                          |                          |                          |                          |                          |                          |
| Is there snow on the ground?                  | y n ?                    | y n ?                    | y n ?                    | y n ?                    | y n ?                    | y n ?                    | y n ?                    | y n ?                    | y n ?                    | y n ?                    |
| % of ground covered                           |                          |                          |                          |                          |                          |                          |                          |                          |                          |                          |
| Is there snow in the canopy?                  | y n ?                    | y n ?                    | y n ?                    | y n ?                    | y n ?                    | y n ?                    | y n ?                    | y n ?                    | y n ?                    | y n ?                    |
| Check when data entered online:               | <input type="checkbox"/> | <input type="checkbox"/> | <input type="checkbox"/> | <input type="checkbox"/> | <input type="checkbox"/> | <input type="checkbox"/> | <input type="checkbox"/> | <input type="checkbox"/> | <input type="checkbox"/> | <input type="checkbox"/> |
| <b>Comments:</b>                              |                          |                          |                          |                          |                          |                          |                          |                          |                          |                          |



|   |                          |                          |                          |                          |                          |                          |                          |                          |                          |                          |
|---|--------------------------|--------------------------|--------------------------|--------------------------|--------------------------|--------------------------|--------------------------|--------------------------|--------------------------|--------------------------|
|   | Date:                    | Date:                    | Date:                    | Date:                    | Date:                    | Date:                    | Date:                    | Date:                    | Date:                    | Date:                    |
| <b>Report your contribution of time</b>       |                          |                          |                          |                          |                          |                          |                          |                          |                          |                          |
| Time spent observing                          | hr<br>min                | hr<br>min                | hr<br>min                | hr<br>min                | hr<br>min                | hr<br>min                | hr<br>min                | hr<br>min                | hr<br>min                | hr<br>min                |
| Time spent in travel                          | hr<br>min                | hr<br>min                | hr<br>min                | hr<br>min                | hr<br>min                | hr<br>min                | hr<br>min                | hr<br>min                | hr<br>min                | hr<br>min                |
| <b>Report your animal observation methods</b> |                          |                          |                          |                          |                          |                          |                          |                          |                          |                          |
| Time spent looking for animals                | hr<br>min                | hr<br>min                | hr<br>min                | hr<br>min                | hr<br>min                | hr<br>min                | hr<br>min                | hr<br>min                | hr<br>min                | hr<br>min                |
| Animal survey method                          | w s a                    | w s a                    | w s a                    | w s a                    | w s a                    | w s a                    | w s a                    | w s a                    | w s a                    | w s a                    |
| <b>Report on snow</b>                         |                          |                          |                          |                          |                          |                          |                          |                          |                          |                          |
| Is there snow on the ground?                  | y n ?                    | y n ?                    | y n ?                    | y n ?                    | y n ?                    | y n ?                    | y n ?                    | y n ?                    | y n ?                    | y n ?                    |
| % of ground covered                           |                          |                          |                          |                          |                          |                          |                          |                          |                          |                          |
| Is there snow in the canopy?                  | y n ?                    | y n ?                    | y n ?                    | y n ?                    | y n ?                    | y n ?                    | y n ?                    | y n ?                    | y n ?                    | y n ?                    |
| Check when data entered online:               | <input type="checkbox"/> | <input type="checkbox"/> | <input type="checkbox"/> | <input type="checkbox"/> | <input type="checkbox"/> | <input type="checkbox"/> | <input type="checkbox"/> | <input type="checkbox"/> | <input type="checkbox"/> | <input type="checkbox"/> |
| <b>Comments:</b>                              |                          |                          |                          |                          |                          |                          |                          |                          |                          |                          |



|   |                          |                          |                          |                          |                          |                          |                          |                          |                          |                          |
|---|--------------------------|--------------------------|--------------------------|--------------------------|--------------------------|--------------------------|--------------------------|--------------------------|--------------------------|--------------------------|
|   | Date:                    | Date:                    | Date:                    | Date:                    | Date:                    | Date:                    | Date:                    | Date:                    | Date:                    | Date:                    |
| <b>Report your contribution of time</b>       |                          |                          |                          |                          |                          |                          |                          |                          |                          |                          |
| Time spent observing                          | hr<br>min                | hr<br>min                | hr<br>min                | hr<br>min                | hr<br>min                | hr<br>min                | hr<br>min                | hr<br>min                | hr<br>min                | hr<br>min                |
| Time spent in travel                          | hr<br>min                | hr<br>min                | hr<br>min                | hr<br>min                | hr<br>min                | hr<br>min                | hr<br>min                | hr<br>min                | hr<br>min                | hr<br>min                |
| <b>Report your animal observation methods</b> |                          |                          |                          |                          |                          |                          |                          |                          |                          |                          |
| Time spent looking for animals                | hr<br>min                | hr<br>min                | hr<br>min                | hr<br>min                | hr<br>min                | hr<br>min                | hr<br>min                | hr<br>min                | hr<br>min                | hr<br>min                |
| Animal survey method                          | w s a                    | w s a                    | w s a                    | w s a                    | w s a                    | w s a                    | w s a                    | w s a                    | w s a                    | w s a                    |
| <b>Report on snow</b>                         |                          |                          |                          |                          |                          |                          |                          |                          |                          |                          |
| Is there snow on the ground?                  | y n ?                    | y n ?                    | y n ?                    | y n ?                    | y n ?                    | y n ?                    | y n ?                    | y n ?                    | y n ?                    | y n ?                    |
| % of ground covered                           |                          |                          |                          |                          |                          |                          |                          |                          |                          |                          |
| Is there snow in the canopy?                  | y n ?                    | y n ?                    | y n ?                    | y n ?                    | y n ?                    | y n ?                    | y n ?                    | y n ?                    | y n ?                    | y n ?                    |
| Check where data entered online:              | <input type="checkbox"/> | <input type="checkbox"/> | <input type="checkbox"/> | <input type="checkbox"/> | <input type="checkbox"/> | <input type="checkbox"/> | <input type="checkbox"/> | <input type="checkbox"/> | <input type="checkbox"/> | <input type="checkbox"/> |
| <b>Comments:</b>                              |                          |                          |                          |                          |                          |                          |                          |                          |                          |                          |



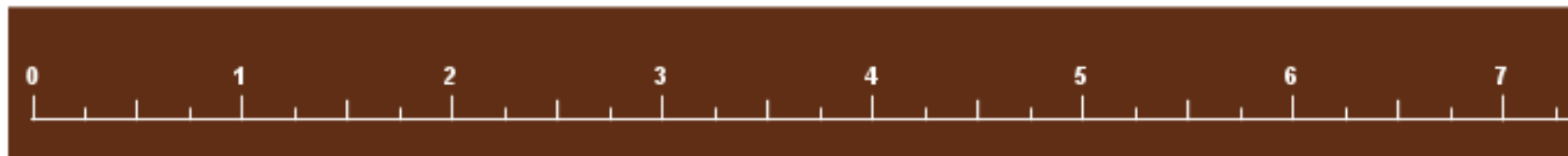
|   |                          |                          |                          |                          |                          |                          |                          |                          |                          |                          |
|---|--------------------------|--------------------------|--------------------------|--------------------------|--------------------------|--------------------------|--------------------------|--------------------------|--------------------------|--------------------------|
|   | Date:                    | Date:                    | Date:                    | Date:                    | Date:                    | Date:                    | Date:                    | Date:                    | Date:                    | Date:                    |
| <b>Report your contribution of time</b>       |                          |                          |                          |                          |                          |                          |                          |                          |                          |                          |
| Time spent observing                          | hr<br>min                | hr<br>min                | hr<br>min                | hr<br>min                | hr<br>min                | hr<br>min                | hr<br>min                | hr<br>min                | hr<br>min                | hr<br>min                |
| Time spent in travel                          | hr<br>min                | hr<br>min                | hr<br>min                | hr<br>min                | hr<br>min                | hr<br>min                | hr<br>min                | hr<br>min                | hr<br>min                | hr<br>min                |
| <b>Report your animal observation methods</b> |                          |                          |                          |                          |                          |                          |                          |                          |                          |                          |
| Time spent looking for animals                | hr<br>min                | hr<br>min                | hr<br>min                | hr<br>min                | hr<br>min                | hr<br>min                | hr<br>min                | hr<br>min                | hr<br>min                | hr<br>min                |
| Animal survey method                          | w s a                    | w s a                    | w s a                    | w s a                    | w s a                    | w s a                    | w s a                    | w s a                    | w s a                    | w s a                    |
| <b>Report on snow</b>                         |                          |                          |                          |                          |                          |                          |                          |                          |                          |                          |
| Is there snow on the ground?                  | y n ?                    | y n ?                    | y n ?                    | y n ?                    | y n ?                    | y n ?                    | y n ?                    | y n ?                    | y n ?                    | y n ?                    |
| % of ground covered                           |                          |                          |                          |                          |                          |                          |                          |                          |                          |                          |
| Is there snow in the canopy?                  | y n ?                    | y n ?                    | y n ?                    | y n ?                    | y n ?                    | y n ?                    | y n ?                    | y n ?                    | y n ?                    | y n ?                    |
| Check where data entered online:              | <input type="checkbox"/> | <input type="checkbox"/> | <input type="checkbox"/> | <input type="checkbox"/> | <input type="checkbox"/> | <input type="checkbox"/> | <input type="checkbox"/> | <input type="checkbox"/> | <input type="checkbox"/> | <input type="checkbox"/> |
| <b>Comments:</b>                              |                          |                          |                          |                          |                          |                          |                          |                          |                          |                          |



|   |                          |                          |                          |                          |                          |                          |                          |                          |                          |                          |
|---|--------------------------|--------------------------|--------------------------|--------------------------|--------------------------|--------------------------|--------------------------|--------------------------|--------------------------|--------------------------|
|   | Date:                    | Date:                    | Date:                    | Date:                    | Date:                    | Date:                    | Date:                    | Date:                    | Date:                    | Date:                    |
| <b>Report your contribution of time</b>       |                          |                          |                          |                          |                          |                          |                          |                          |                          |                          |
| Time spent observing                          | hr<br>min                | hr<br>min                | hr<br>min                | hr<br>min                | hr<br>min                | hr<br>min                | hr<br>min                | hr<br>min                | hr<br>min                | hr<br>min                |
| Time spent in travel                          | hr<br>min                | hr<br>min                | hr<br>min                | hr<br>min                | hr<br>min                | hr<br>min                | hr<br>min                | hr<br>min                | hr<br>min                | hr<br>min                |
| <b>Report your animal observation methods</b> |                          |                          |                          |                          |                          |                          |                          |                          |                          |                          |
| Time spent looking for animals                | hr<br>min                | hr<br>min                | hr<br>min                | hr<br>min                | hr<br>min                | hr<br>min                | hr<br>min                | hr<br>min                | hr<br>min                | hr<br>min                |
| Animal survey method                          | w s a                    | w s a                    | w s a                    | w s a                    | w s a                    | w s a                    | w s a                    | w s a                    | w s a                    | w s a                    |
| <b>Report on snow</b>                         |                          |                          |                          |                          |                          |                          |                          |                          |                          |                          |
| Is there snow on the ground?                  | y n ?                    | y n ?                    | y n ?                    | y n ?                    | y n ?                    | y n ?                    | y n ?                    | y n ?                    | y n ?                    | y n ?                    |
| % of ground covered                           |                          |                          |                          |                          |                          |                          |                          |                          |                          |                          |
| Is there snow in the canopy?                  | y n ?                    | y n ?                    | y n ?                    | y n ?                    | y n ?                    | y n ?                    | y n ?                    | y n ?                    | y n ?                    | y n ?                    |
| Check where data entered online:              | <input type="checkbox"/> | <input type="checkbox"/> | <input type="checkbox"/> | <input type="checkbox"/> | <input type="checkbox"/> | <input type="checkbox"/> | <input type="checkbox"/> | <input type="checkbox"/> | <input type="checkbox"/> | <input type="checkbox"/> |
| <b>Comments:</b>                              |                          |                          |                          |                          |                          |                          |                          |                          |                          |                          |



|   |                          |                          |                          |                          |                          |                          |                          |                          |                          |                          |
|---|--------------------------|--------------------------|--------------------------|--------------------------|--------------------------|--------------------------|--------------------------|--------------------------|--------------------------|--------------------------|
|   | Date:                    | Date:                    | Date:                    | Date:                    | Date:                    | Date:                    | Date:                    | Date:                    | Date:                    | Date:                    |
| <b>Report your contribution of time</b>       |                          |                          |                          |                          |                          |                          |                          |                          |                          |                          |
| Time spent observing                          | hr<br>min                | hr<br>min                | hr<br>min                | hr<br>min                | hr<br>min                | hr<br>min                | hr<br>min                | hr<br>min                | hr<br>min                | hr<br>min                |
| Time spent in travel                          | hr<br>min                | hr<br>min                | hr<br>min                | hr<br>min                | hr<br>min                | hr<br>min                | hr<br>min                | hr<br>min                | hr<br>min                | hr<br>min                |
| <b>Report your animal observation methods</b> |                          |                          |                          |                          |                          |                          |                          |                          |                          |                          |
| Time spent looking for animals                | hr<br>min                | hr<br>min                | hr<br>min                | hr<br>min                | hr<br>min                | hr<br>min                | hr<br>min                | hr<br>min                | hr<br>min                | hr<br>min                |
| Animal survey method                          | w s a                    | w s a                    | w s a                    | w s a                    | w s a                    | w s a                    | w s a                    | w s a                    | w s a                    | w s a                    |
| <b>Report on snow</b>                         |                          |                          |                          |                          |                          |                          |                          |                          |                          |                          |
| Is there snow on the ground?                  | y n ?                    | y n ?                    | y n ?                    | y n ?                    | y n ?                    | y n ?                    | y n ?                    | y n ?                    | y n ?                    | y n ?                    |
| % of ground covered                           |                          |                          |                          |                          |                          |                          |                          |                          |                          |                          |
| Is there snow in the canopy?                  | y n ?                    | y n ?                    | y n ?                    | y n ?                    | y n ?                    | y n ?                    | y n ?                    | y n ?                    | y n ?                    | y n ?                    |
| Check where data entered online:              | <input type="checkbox"/> | <input type="checkbox"/> | <input type="checkbox"/> | <input type="checkbox"/> | <input type="checkbox"/> | <input type="checkbox"/> | <input type="checkbox"/> | <input type="checkbox"/> | <input type="checkbox"/> | <input type="checkbox"/> |
| <b>Comments:</b>                              |                          |                          |                          |                          |                          |                          |                          |                          |                          |                          |



|   |                          |                          |                          |                          |                          |                          |                          |                          |                          |                          |
|---|--------------------------|--------------------------|--------------------------|--------------------------|--------------------------|--------------------------|--------------------------|--------------------------|--------------------------|--------------------------|
|   | Date:                    | Date:                    | Date:                    | Date:                    | Date:                    | Date:                    | Date:                    | Date:                    | Date:                    | Date:                    |
| <b>Report your contribution of time</b>       |                          |                          |                          |                          |                          |                          |                          |                          |                          |                          |
| Time spent observing                          | hr<br>min                | hr<br>min                | hr<br>min                | hr<br>min                | hr<br>min                | hr<br>min                | hr<br>min                | hr<br>min                | hr<br>min                | hr<br>min                |
| Time spent in travel                          | hr<br>min                | hr<br>min                | hr<br>min                | hr<br>min                | hr<br>min                | hr<br>min                | hr<br>min                | hr<br>min                | hr<br>min                | hr<br>min                |
| <b>Report your animal observation methods</b> |                          |                          |                          |                          |                          |                          |                          |                          |                          |                          |
| Time spent looking for animals                | hr<br>min                | hr<br>min                | hr<br>min                | hr<br>min                | hr<br>min                | hr<br>min                | hr<br>min                | hr<br>min                | hr<br>min                | hr<br>min                |
| Animal survey method                          | w s a                    | w s a                    | w s a                    | w s a                    | w s a                    | w s a                    | w s a                    | w s a                    | w s a                    | w s a                    |
| <b>Report on snow</b>                         |                          |                          |                          |                          |                          |                          |                          |                          |                          |                          |
| Is there snow on the ground?                  | y n ?                    | y n ?                    | y n ?                    | y n ?                    | y n ?                    | y n ?                    | y n ?                    | y n ?                    | y n ?                    | y n ?                    |
| % of ground covered                           |                          |                          |                          |                          |                          |                          |                          |                          |                          |                          |
| Is there snow in the canopy?                  | y n ?                    | y n ?                    | y n ?                    | y n ?                    | y n ?                    | y n ?                    | y n ?                    | y n ?                    | y n ?                    | y n ?                    |
| Check when data entered online:               | <input type="checkbox"/> | <input type="checkbox"/> | <input type="checkbox"/> | <input type="checkbox"/> | <input type="checkbox"/> | <input type="checkbox"/> | <input type="checkbox"/> | <input type="checkbox"/> | <input type="checkbox"/> | <input type="checkbox"/> |
| <b>Comments:</b>                              |                          |                          |                          |                          |                          |                          |                          |                          |                          |                          |





Site: My Back Yard  
Year: 2011  
Observer: USA-NPN Fan

## Cover Sheet

### Directions:

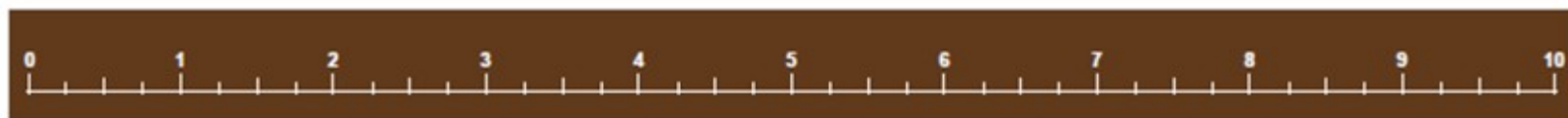
On this Cover Sheet, please report information to describe each day you visit the site. On the Animal Checklist, please list the species of animals you are looking for at the site and record whether or not you saw or heard that species on each visit. On the Plant and Animal Phenophase Datasheets, please record the phenophases you observed on each visit for your individual plants and your animal species.

Below, please fill in the date of your site visit in the first row. Then, estimate your contribution of time to the project for that date, separating the time it took you to travel to the site and the time you spent making observations on plants and animals once you arrived at the site. If you are observing animals, report the time you specifically spent searching for animals and circle the appropriate letter for your observation method:

- w - walking: a single pass or transect through your site
- s - stationary: standing or sitting at a single point
- a - area search: multiple passes through your site

If there is snow on the ground or in the canopy (treetops), please make a note of it in the third section and estimate the percent of the ground at your site that the snow is covering. After each visit, please enter the information from these datasheets online.

|   | Date:                    | Date:                    | Date:                    | Date:                    | Date:                    | Date:                    | Date:                    | Date:                    | Date:                    | Date:                    | Date:                    | Date:                    | Date:                    | Date:                    | Date:                    |
|---|--------------------------|--------------------------|--------------------------|--------------------------|--------------------------|--------------------------|--------------------------|--------------------------|--------------------------|--------------------------|--------------------------|--------------------------|--------------------------|--------------------------|--------------------------|
|   | 4/02/11                  | 4/03/11                  | 4/04/11                  | 4/05/11                  |                          |                          |                          |                          |                          |                          |                          |                          |                          |                          |                          |
| <b>Report your contribution of time</b>       |                          |                          |                          |                          |                          |                          |                          |                          |                          |                          |                          |                          |                          |                          |                          |
| Time spent observing                          | 15                       | 15                       | 19                       | 18                       |                          |                          |                          |                          |                          |                          |                          |                          |                          |                          |                          |
| Time spent in travel                          | 2                        | 2                        | 2                        | 2                        |                          |                          |                          |                          |                          |                          |                          |                          |                          |                          |                          |
| <b>Report your animal observation methods</b> |                          |                          |                          |                          |                          |                          |                          |                          |                          |                          |                          |                          |                          |                          |                          |
| Time spent looking for animals                |                          |                          |                          |                          |                          |                          |                          |                          |                          |                          |                          |                          |                          |                          |                          |
| Animal survey method                          | w s a                    | w s a                    | w s a                    | w s a                    | w s a                    | w s a                    | w s a                    | w s a                    | w s a                    | w s a                    | w s a                    | w s a                    | w s a                    | w s a                    | w s a                    |
| <b>Report on snow</b>                         |                          |                          |                          |                          |                          |                          |                          |                          |                          |                          |                          |                          |                          |                          |                          |
| Is there snow on the ground?                  | y(n)?                    | y(a)?                    | y(n)?                    | y(n)?                    | y n ?                    | y n ?                    | y n ?                    | y n ?                    | y n ?                    | y n ?                    | y n ?                    | y n ?                    | y n ?                    | y n ?                    | y n ?                    |
| % of ground covered                           |                          |                          |                          |                          |                          |                          |                          |                          |                          |                          |                          |                          |                          |                          |                          |
| Is there snow in the canopy?                  | y(n)?                    | y(n)?                    | y(n)?                    | y(n)?                    | y n ?                    | y n ?                    | y n ?                    | y n ?                    | y n ?                    | y n ?                    | y n ?                    | y n ?                    | y n ?                    | y n ?                    | y n ?                    |
| Check when data entered online:               | <input type="checkbox"/> | <input type="checkbox"/> | <input type="checkbox"/> | <input type="checkbox"/> | <input type="checkbox"/> | <input type="checkbox"/> | <input type="checkbox"/> | <input type="checkbox"/> | <input type="checkbox"/> | <input type="checkbox"/> | <input type="checkbox"/> | <input type="checkbox"/> | <input type="checkbox"/> | <input type="checkbox"/> | <input type="checkbox"/> |
| <b>Comments:</b>                              |                          |                          |                          |                          |                          |                          |                          |                          |                          |                          |                          |                          |                          |                          |                          |



# Frequency of observations

- As often as possible
- At least once a week
- All observations are valuable!



## Time of day of observations

- Convenient for you
- Consistently
- For species on Nature's Notebook list, during the day



# What if I missed a phenophase?

- Make a note of it in the **comments** section of your data form

| Do you see...?                  | Date: 2/25/2011                                  | Date: 3/9/2011           | Date:                    | Date:                    | Date:                    |
|---------------------------------|--|--------------------------|--------------------------|--------------------------|--------------------------|
| Breaking leaf buds              | y n ? >10  | y n ? >10                | y n ? _____              | y n ? _____              | y n ? _____              |
| Leaves                          | y n ? _____                                      | y n ? 5-24               | y n ? _____              | y n ? _____              | y n ? _____              |
| Increasing leaf size            | y n ? _____                                      | y n ? 5-24               | y n ? _____              | y n ? _____              | y n ? _____              |
| Colored leaves                  | y n ? _____                                      | y n ? _____              | y n ? _____              | y n ? _____              | y n ? _____              |
| Falling leaves                  | y n ? _____                                      | y n ? _____              | y n ? _____              | y n ? _____              | y n ? _____              |
| Flowers                         | y n ? _____                                      | y n ? _____              | y n ? _____              | y n ? _____              | y n ? _____              |
| Open flowers                    | y n ? _____                                      | y n ? _____              | y n ? _____              | y n ? _____              | y n ? _____              |
| Pollen release                  | y n ? _____                                      | y n ? _____              | y n ? _____              | y n ? _____              | y n ? _____              |
| Fruits                          | y n ? _____                                      | y n ? _____              | y n ? _____              | y n ? _____              | y n ? _____              |
| Ripe fruits                     | y n ? _____                                      | y n ? _____              | y n ? _____              | y n ? _____              | y n ? _____              |
| Recent fruit drop               | y n ? _____                                      | y n ? _____              | y n ? _____              | y n ? _____              | y n ? _____              |
| Check when data entered online: | <input type="checkbox"/>                         | <input type="checkbox"/> | <input type="checkbox"/> | <input type="checkbox"/> | <input type="checkbox"/> |
| <b>Comments:</b>                | Flowers appeared and wilted between 2/25 and 3/9 |                          |                          |                          |                          |

# What if a phenophase isn't occurring?

- Continue to watch
- Make a note of it in the **comments** section of your data form

| Do you see...?                  | Date: 9/25/2011                | Date: 10/9/2011          | Date:                    | Date:                    | Date:                    |
|---------------------------------|--------------------------------|--------------------------|--------------------------|--------------------------|--------------------------|
| Breaking leaf buds              | y n ? _____                    | y n ? _____              | y n ? _____              | y n ? _____              | y n ? _____              |
| Leaves                          | y n ? 50-74                    | y n ? 5-24               | y n ? _____              | y n ? _____              | y n ? _____              |
| Increasing leaf size            | y n ? _____                    | n ? _____                | y n ? _____              | y n ? _____              | y n ? _____              |
| Colored leaves                  | y n ? 50-74                    | y n ? 95+                | y n ? _____              | y n ? _____              | y n ? _____              |
| Falling leaves                  | y n ? _____                    | y n ? _____              | y n ? _____              | y n ? _____              | y n ? _____              |
| Flowers                         | y n ? _____                    | y n ? _____              | y n ? _____              | y n ? _____              | y n ? _____              |
| Open flowers                    | y n ? _____                    | y n ? _____              | y n ? _____              | y n ? _____              | y n ? _____              |
| Pollen release                  | y n ? _____                    | y n ? _____              | y n ? _____              | y n ? _____              | y n ? _____              |
| Fruits                          | y n ? _____                    | n ? _____                | y n ? _____              | y n ? _____              | y n ? _____              |
| Ripe fruits                     | y n ? _____                    | y n ? _____              | y n ? _____              | y n ? _____              | y n ? _____              |
| Recent fruit drop               | y n ? _____                    | y n ? _____              | y n ? _____              | y n ? _____              | y n ? _____              |
| Check when data entered online: | <input type="checkbox"/>       | <input type="checkbox"/> | <input type="checkbox"/> | <input type="checkbox"/> | <input type="checkbox"/> |
| <b>Comments:</b>                | No fruits produced this season |                          |                          |                          |                          |

# Keep looking for a phenophase, even after it has ended



# Keep looking for a phenophase, even after it has ended



# Keep looking for a phenophase, even after it has ended





nature's  
notebook

**usanpn.org**