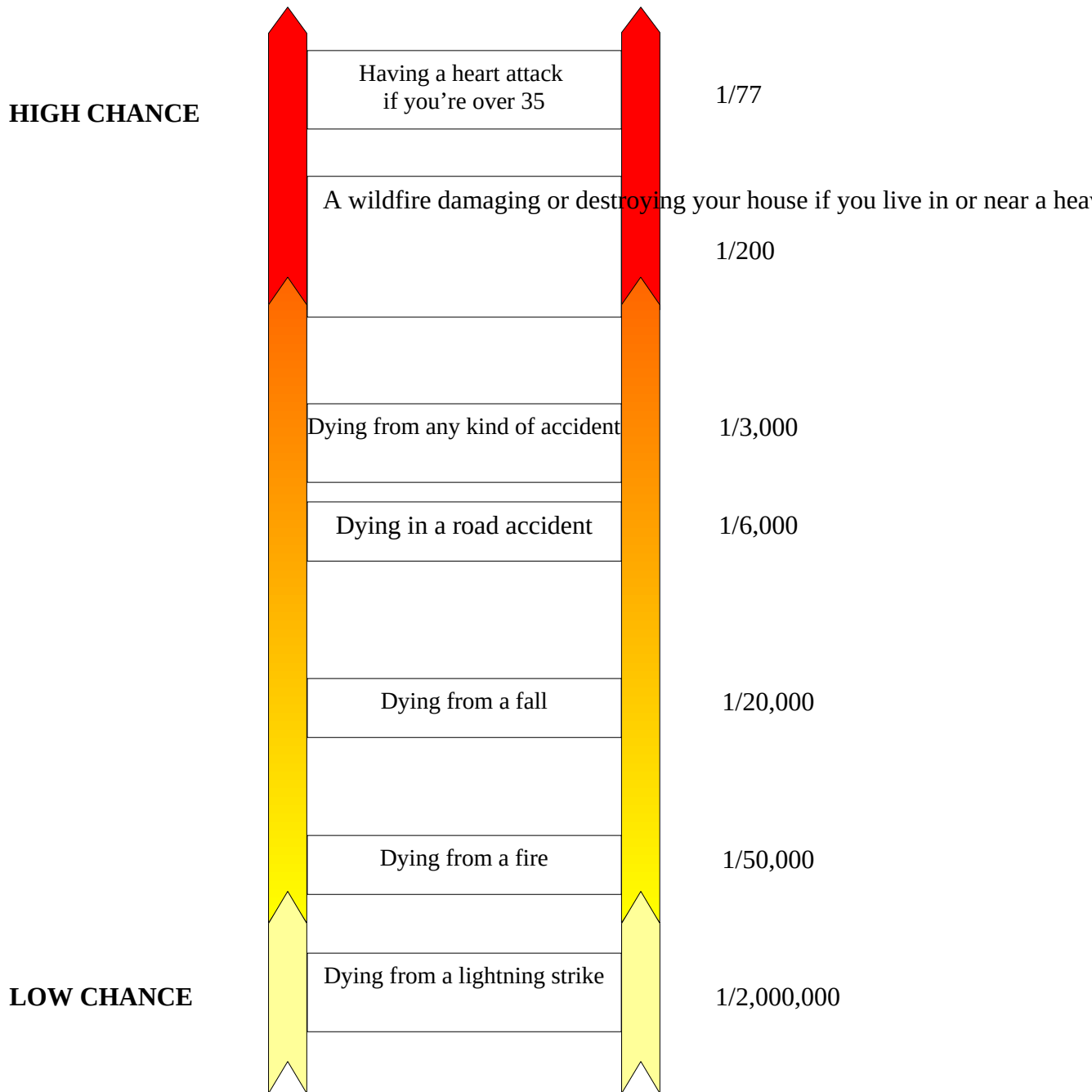


CHANCE LADDER

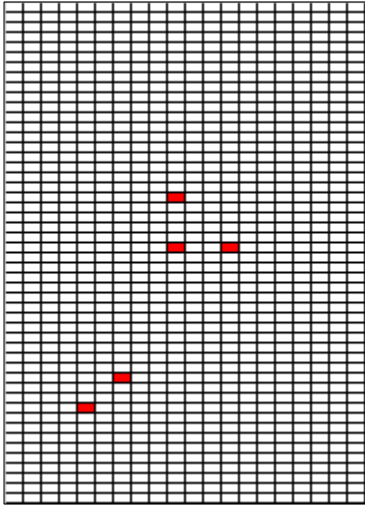
Average Annual Chance



This “chance ladder” shows the chance of everyday hazards occurring to you over the next 12 months. If

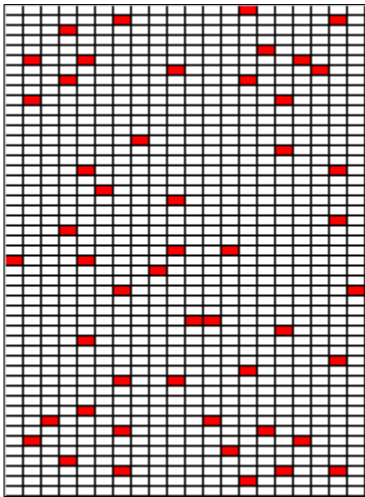
CHANCE GRIDS

(1) Annual chance



Another way to illustrate the Average Annual Chance of a wildfire damaging your house is shown in the diagram to the left. The “chance grid” shows a neighborhood with 1000 houses, and each square represents one house. The white squares are houses that have not been damaged or destroyed by wildfire, and the red squares are houses that have been damaged or destroyed. Consider this to be a typical, or average, occurrence each year for this neighborhood. To get a feeling for this chance level, close your eyes and place the tip of a pen inside the grid. If it touches a red square, this would signify your house was damaged or destroyed by wildfire.

(2) Ten year chance



The chance that your house will be damaged by wildfire during a **ten year period** is approximately 10 times the chance that it would be damaged or destroyed in a single year. The Average Ten Year Chance is shown for the same neighborhood over a ten year period, where red squares represent houses that have been damaged or destroyed during a ten year period and white squares are houses that have not been damaged or destroyed.

YOUR EXPECTED TEN YEAR LOSS

Over a ten year period, the expected wildfire-related loss that you face can be calculated as the chance that a wildfire damages your house during that period multiplied (x) by the amount of damage. This includes the cost of rebuilding any portion of your home that is damaged, replacing its contents, replacing other property (such as cars), and landscaping. The general expected value approach is:

$$\text{Expected Ten Year Loss} = (\text{Average Ten Year Chance of Wildfire Damaging or Destroying the house}) \times (\$ \text{ Damage to Property})$$

For example, if the Average 10 year chance is 50/1,000, and if the damage to your property from a wildfire is \$100,000, then the Expected Ten-Year Loss is

$$\$5,000 = 0.05 \times \$100,000$$